

# Building a healthier future after COVID-19

Feedback report on the public engagement around  
the pandemic, our strategy, our Programme Business  
Case, and equalities  
10 May to 21 June, 2021

## Engagement Report: **Primary Care issues feedback report**

Full report available [here](#)



## Contents

Section 1: Introduction .....	5
Purpose of the engagement .....	5
What did the engagement cover? .....	5
How did the engagement take place? .....	6
Who responded during the engagement? .....	7
Review of equalities data from respondents compared to population data .....	8
Section 2: Learning from what you said .....	10
How were responses analysed? .....	10
What is covered in this report? .....	10
Section 3: Feedback from questionnaire responses .....	11
1. The impact of the pandemic on our population .....	11
1a. What did people feel worked well? .....	11
1b. Concerns raised .....	14
1c. Issues to consider for the future .....	15
1d. People's experience of services during the pandemic .....	17
2. The strategy .....	20
3. People's understanding of the Social Model of Health and Wellbeing, and the wider determinants of health .....	21
Education .....	21
Access to green spaces .....	21
4. Hospital site nominations and key priorities for location .....	22
5. Programme Business Case – key priorities for location .....	22
6. Understanding impacts .....	23
6a. Suitable, accessible and same standards for all people .....	23
Age: Older people .....	23
Disability: Sensory .....	24
Disability: Learning / Autistic .....	24
Race .....	24
Impacts on individuals with protected characteristics .....	24
Distance / travelling times .....	25
Access to technology .....	25
Mental Health .....	25
Flexible Service Provision .....	26

6b. Effects of poverty or reduced income .....	27
Additional costs .....	27
Appointments.....	27
Mental health .....	27
What impacts should the Health Board consider when it is planning its services? .....	27
Lack of equity.....	27
Section 4: Feedback from other sources .....	29
Feedback from meetings with Health Board staff, partner organisations and other stakeholders .....	29
COVID-19 .....	30
Access to services .....	30
Experience of services during the pandemic.....	31
Healthier Mid and West Wales strategy .....	31
Understanding impacts .....	33
Effects of poverty or reduced income on wellbeing or access to services.....	33
Most important things UHB should consider in deciding which site best for our communities?.....	33
Other Issues .....	34
Meetings with Children and Young People .....	34
COVID-19 .....	35
Access to services .....	35
Experiences of services during the pandemic .....	35
Understanding impacts .....	36
Other issues .....	37
Meetings with Disability Groups .....	38
COVID-19 .....	38
Access to services .....	38
Experiences of services during the pandemic .....	38
Understanding impacts .....	39
Individual Responses .....	40
COVID-19 .....	40
Access to services .....	40
Healthier Mid and West Wales strategy .....	40
Feedback from politicians and political groups.....	41
COVID-19 .....	41
Access to services .....	41
Experience of services during the pandemic.....	41
Healthier Mid and West Wales strategy .....	41

Understanding impacts .....	42
Effects of poverty or reduced income on wellbeing or access to services.....	42
Developing a new hospital – site and criteria .....	42
Feedback from Town and Community Councils, and a community response submitted by county councillor .....	42
Experience of services during the pandemic.....	43
Feedback from groups representing patients and the wider public .....	44
COVID-19 .....	44
Access to services .....	44
Understanding impacts .....	44
Feedback from Save Our Services Prince Philip Action Network (SOSPPAN).....	45
Developing a new hospital – site and criteria .....	45
Bandi Appeal.....	46
Healthier Mid and West Wales strategy .....	46
Section 5: Social media responses.....	47
Section 6: Next steps .....	48



## Section 1: Introduction

### Purpose of the engagement

Hywel Dda University Health Board carried out an engagement exercise ('Building a healthier future after COVID-19') as an opportunity to check in with its staff, patients and their families, and the wider public to find out how their lives had been impacted by the global pandemic.

The Health Board wanted to learn more about how the pandemic has affected the people's health and care, and their access to it, as well as the implications of these experiences for its long term health and care strategy, 'A Healthier Mid and West Wales: Our Future Generations Living Well'.

As the Health Board plans to develop a new hospital in the south of the area, somewhere between and including the towns of St Clears (Carmarthenshire) and Narberth (Pembrokeshire), people were also invited to nominate possible sites for the new build. In addition, people were asked for their top priorities when considering the location of the hospital.

The Health Board is committed to continuous engagement. This means the Health Board will continue to talk with staff, patients, their families and the wider public and consider their experiences and views, whether they are positive or negative, when planning services.

### What did the engagement cover?

The Health Board about the following areas:

1. The impact of the pandemic on our population: people's perceptions about the impact on health and wellbeing, access to services, personal experiences of using services.
2. The strategy: what people feel needs to be considered since the strategy was approved in 2018
3. People's understanding of the Social Model of Health and Wellbeing, and the wider determinants of health
4. Nominations for potential sites for the new hospital and key priorities when considering its location
5. Understanding impacts
  - a. Suitable and accessible services for all without disadvantage or discrimination
  - b. The effects of poverty or reduced income on wellbeing or access to services

## How did the engagement take place?

Engagement methods included:

- an **online questionnaire** on the Health Board's engagement platforms 'Have Your Say' and 'Dweud Eich Dweud'
- **paper questionnaires**
- **inviting feedback by email, letter and telephone.**

A **mailout**, comprising copies of the discussion document and questionnaire, to stakeholders on the Engagement Team's database and the Siarad Iechyd/ Talking Health network, including 1700 by email and 1520 by post.

**Media releases** promoting the engagement were issued to local and regional press, with coverage in the following:

- Western Mail;
- Wales Online;
- South Wales Argus;
- Llanelli Online News;
- West Wales Chronicle;
- Swansea Bay News;
- Pembrokeshire Herald;
- Tivyside Advertiser;
- Milford Mercury.

### Social media

There were regular posts on the Health Board's corporate Twitter – 11.9k followers (English) and 816 followers (Welsh), and Facebook pages – 57k followers (English) and 1.4k followers (Welsh). We used paid social media advertising on Facebook (on three occasions 10<sup>th</sup>/13<sup>th</sup>/27<sup>th</sup> May), in English and Welsh, to promote our posts about the engagement exercise to local people who may not 'follow' our pages. Each English boosted post reached an average of 8475 people. Each Welsh boosted post reached an average of 7824 people.

### Radio advertising

We broadcast information about the engagement exercise across Radio Pembrokeshire, Radio Carmarthenshire and Radio Ceredigion from the 19<sup>th</sup> of May to the 21<sup>st</sup> of June. This included 30 second advertisements broadcast four times a day per station. The total audience reach is estimated at 101,000 adults, each of whom will have heard the advert on average 6.4 times

## Internal communications

**Staff Facebook** - Messages were posted to the closed staff Facebook page, which has 5.8k members

**Global email** – Articles were included in Global email, which is distributed to all Hywel Dda staff (circa 13k)

**Team Brief** – Article was included in the May issue, which is distributed to all Hywel Dda staff (circa 13k)

**Meetings** - There were 24 meetings with groups including: Health Board staff bodies; an open-to-all-staff online event; local authority chief executives and leaders; a disability organisation and young people's groups.

The majority of these meetings were virtual apart from one socially-distanced meeting with a youth group.

Activity on the **online engagement platforms** were as follows:

Have Your Say	Dweud Eich Dweud	
2,396	42	Aware (visited site)
1,590	19	Informed (accessed information)
227	0	Engaged (shared views)

**44 paper questionnaires; 34 email responses; 8 telephones calls and 5 letters** were also received.

In addition to the general public, respondents included: County councillors; organisations; town and community councillors; politicians and Hywel Dda Community Health Council.

Of the 271 respondents (including online and paper questionnaire responses), 209 have requested to be kept informed as the work progresses.

## Who responded during the engagement?

The equalities data from the 271 respondents was evaluated against population data with most data comparisons at a local authority level, and others at a regional level.

The equalities data was gathered from those who completed the paper and online questionnaire, but the equalities questions were optional and not all people chose to complete them.

There were 81 downloads of the Easy Read version of the discussion document from the Have Your Say online platform (although these will have included people who prefer to read executive summaries as well as people with learning disabilities).

Ten people accessed the English audio version of the discussion document (these will have included people who prefer to listen to podcasts / audio books as well as people with sensory impairments).

### Review of equalities data from respondents compared to population data

Below is a table which shows the percentage of respondents self-identifying as having a protected characteristic, against what is reported by Stats Wales. This is useful as it helps the Health Board understand whether those who responded are proportionate with the community.

Protected characteristic	% respondents	% population	Source of comparison data
Disability	20%	Carmarthenshire 1.8% Ceredigion 0.9% Pembrokeshire 1.5%	Stats Wales
Race	Combining Black, Asian and 'Another' = 4.2% In comparison with Carmarthenshire, the percentage is similar	Carmarthenshire 3.9% Ceredigion 1.3% Pembrokeshire 1.9%	Stats Wales
Sexual orientation	Gay 3.4% Bisexual 1.3% Other 1.3%	Gay 0.9% Bisexual 0.9% Other 0.5%	Stats Wales by region (mid and south west Wales)
Religion	Buddhist 2.1% Muslim 0.4%  The only percentage that is lower than the average for the population is the comparison of % responses from Muslims residing in Ceredigion	Carmarthenshire • Buddhist - 0.2% • Muslim – 0.3% Ceredigion • Buddhist - 0.5% • Muslim – 0.7% Pembrokeshire • Buddhist - 0.3% • Muslim – 0.3%	Stats Wales
Unpaid carers	21%	13%	2011 Census
Sex	Male 28% Female 68%	Carmarthenshire • Male - 49% • Female – 51% Ceredigion% • Male - 50% • Female – 50% Pembrokeshire • Male - 49% • Female – 51%	Stats Wales

Welsh	3.3% This question asked for 'preferred correspondence language' so may include Welsh speakers who prefer to correspond in English	Carmarthenshire 52% Ceredigion 61.8% Pembrokeshire 30.5%	Stats Wales
-------	--	--	-------------

## Section 2: Learning from what you said

### How were responses analysed?

The questions in the questionnaire were free text, and therefore generated detailed responses.

For the majority of questions, a simplified version of Braun and Clarke's '6-step Framework for Thematic Analysis' was used to analyse responses. Responses to each question were read and 'themed' individually. They were then triangulated and initial themes refined and grouped into the high-level themes outlined in this report.

The responses to some questions have been analysed and reported in greater detail – for example, questions around nomination of land (Programme Business Case), and equalities.

Particular focus was applied to issues impacting protected and vulnerable groups of people and the specific themes identified by these groups.

A number of cross-cutting themes emerged during the analysis of responses. These include:

- Impact of the pandemic on people's mental health and wellbeing
- Flexibility of service provision
- Making best use of digital services
- Transportation, including public transport, infrastructure and parking
- Better communication
- Importance of local communities

### What is covered in this report?

**This report focuses on general and specific feedback relating to Primary Care services.**

The sections are divided to follow the questions of the questionnaire, and then concluded with feedback received through other methods of engagement.

Please note that this is a feedback report, not an evaluation report. This report captures what people have said verbatim, without giving comment on it or attempting to correct any typing errors, and is highlighted with *italics*.

Where it is necessary to provide additional detail to understand some of the responses and can be confident in interpreting what has been said, square brackets have been used to show the changes to the text.

## Section 3: Feedback from questionnaire responses

### 1. The impact of the pandemic on our population

This part of the report focuses on people's perceptions about the impact on health and wellbeing, access to services and personal experiences of using services.

Participants cited difficulties accessing services, particularly some primary care services. Some found the new methods of accessing services, e.g. online or by phone, challenging while others found this more convenient.

A significant number of respondents were concerned about the impact of the pandemic on waiting lists and a delay in diagnosing certain conditions due to their inability or reluctance to see a doctor.

The impact on the mental health of staff, patients and the wider public of all ages became a recurrent theme throughout the questionnaire responses. Concerns ranged from the impact of isolation and loneliness exacerbated by lockdown to the difficulty in accessing mental health services and support.

Many felt that COVID highlighted the importance for more services at a local level, either in the community or at local hospitals.

Community support delivered by the third sector and volunteers was mentioned positively by some with the hope that these initiatives could be made more sustainable.

#### 1a. What did people feel worked well?

##### Virtual care

- Virtual care and triage worked well for some people – quicker access and more convenient (however it did not suit others)
- Worked well for non-frontline staff and some specialities
- Mixed feedback about virtual consultations
- Mixed feedback about GP triage in its various forms (phone, photo, online, video etc)

Here are some observations from respondents:

- *Access to care and support is amazing thank goodness for video calls*
- *Health services need a mix of online and face to face support*
- *Services that are online or over the phone such as GP appointments and physio therapy have worked well*
- *Having a phone conversation instead of a video meeting with the consultant/nurse was not good*
- *Whilst remote virtual access to GP and diagnostics has worked well for many, there is no substitute for face to face consultations and many older people or those in areas with poor internet have been disadvantaged by not being able to access services remotely. As Covid will be endemic, we need flexible approaches and responses*



- *Make more use of telephone or other non contact interactions with patients*
- *Review any efficiency improvements that were necessary because of Covid and retain them as new best practice (e.g. GP telephone consultations)*

## Local care

- The importance of local and community services recognised during pandemic, examples include health visiting, district nursing, community hospitals, mobile services that can go into local communities
- Support for communities so they can help themselves and support local people

Here are some observations from respondents:

- *Health services must be closer to people and community based. The pandemic has shown us that people want things that work for them and in their area rather than having to travel long distance*
- *Having further health and wellbeing services in the community means that the older generation and working generation can utilise the service which would reduce hospital appointment cancellations. Health needs to be flexible to meet our day to day needs*
- *Spreading non urgent services around the local community, especially to places with good access and parking makes it much easier for people to access*
- *Consider provision of "mobile" services for people living in remote rural settings. Think about taking services to the people*

## Services delivered differently

- Some services were delivered differently during COVID, and in some instances this worked better, examples of this include physiotherapy, pharmacy, phlebotomy
- Examples of booking of appointments worked better in some services for some people such as A&E, GPs, phlebotomy

Here are some observations from respondents:

- *The likely need for different kinds of help and support for individuals of all ages to begin to have the ability and confidence to return to a 'normal' domestic, work and social lifestyle*
- *What things can be delivered in a different, more efficient way than traditional face to face appointments such as out pts [outpatients] as people are perhaps more open to this now as have had some experience during the pandemic*
- *They need to consider further health support in the community. Does every person need to go to the Hospital? The COVID has made the health professionals change working practices*

## Vaccination Programme

- General programme roll out and speed of rolling out the vaccinations to the community was praised by many
- Some glitches regarding communicating with patients were raised



- Vaccination programme differences with other Welsh health boards and the United Kingdom

Here are some observations from respondents:

- *The vaccination programme seems to have worked well enough in terms of speed of roll out, but the 'steam driven' method of calling people forward by letter or phone seems to be highly time consuming, inefficient and probably expensive compared to the system used in England where people have been able to utilise the NHS app to book COVID vaccinations and access their own medical records, book GP appointments and manage prescriptions - on the face of it this seems like it should be a priority for all Welsh Health Boards and a Welsh Government initiative*
- *I have supported clients who are housebound and don't have access to a computer or know how to use one, so getting information on COVID vaccinations has been slow, but has got better recently*

## Pharmacies

- Community pharmacies have been highly praised
- Prescription procedures worked well, made it simpler for people to get the medications they need
- Pharmacies were accessible throughout the pandemic, compared to GPs

Here are some observations from respondents:

- *Pharmacies have been invaluable with advice due lack of medical/GP access and support*
- *Pharmacy been brilliant*
- *Increased use of pharmacies for standard diagnostics and treatment*
- *I think the common ailments scheme at local pharmacies is a great initiative to relieve pressure on GP surgeries*
- *Some people have become more aware of the range of services that can now be provided by community pharmacies, but this is not widely known, and we need to raise awareness of these services*

## 1b. Concerns raised

### Lack of access to Primary Care

- Lack of access to GPs - difficulty of booking a face to face appointment
- Difficult to get through on the phone; some people felt they should have been seen in person
- Changes in how services delivered - changes to virtual and new online systems
- Lack of access to dentists
- Variation in pharmacy practices meant that they were not all as accessible

Here are some observations from respondents:

- *Making services more accessible. There has been plenty of lip service paid to how things have changed for the better (lots of information and leaflets), but in reality it is very difficult to access services e.g. to get an appointment with or even speak to a doctor*
- *The suspension of normal service is causing huge distress to people. Not being able to see a GP face to face is a real problem. I haven't even bothered to try and make an appointment because I can't get through in time in the morning to get a telephone slot and it is not a telephone consultation I need. I've simply given up trying*
- *GP's have been the hardest to reach and the hardest to communicate with during the pandemic*
- *I have not seen a dentist for 2 years*
- *A clear plan for treatment during a pandemic. Setting up alternative hospitals went well, dentistry not well*
- *Local Pharmacy reduced opening times made it difficult for me to collect my routine medication as I was unable to get home from work before the Pharmacy closed at 4pm*

### Mental Health and wellbeing

- Concerns expressed around the challenges people are facing during the pandemic and the effect on mental health and wellbeing through isolation and being less active
- An increasing need and demand building up for services especially among young people
- Access was a concern before, likely to be much worse in the future, fears about poorer services

Here are some observations from respondents:

- *I would imagine Mental Health will play a big part going forward, the impact of lockdown, social distancing and many people not being able to see family. Increase in resources into this service*
- *The increased anxiety and isolation of patients who were not able to access proper care during the pandemic whether medical or mental health wise*
- *There needs to be increased provision for mental health, which for many people has become a much more significant issue as a result of the pandemic. This cannot be only via telephone/video*

- *More CBT and online therapies should be available for those who need them as demand for professionals is likely to exceed supply*

### **Lack of access to health services**

- Lack of access to specific services including cancer services, diagnostics, orthopaedics, children's services, mental health and primary care
- Lack of routine appointments
- Not being able to visit patients e.g. maternity

Here are some observations from respondents:

- *Many services have not been accessible due to covid, as cases decrease the Health Board must now ensure services return to more normal levels*
- *GP appointments difficult to get. Services at hospitals suspended*

### **Virtual**

- Not equitable - some people don't have the skills, access to equipment, others don't have signal
- Challenges for people with disabilities or sensory impairments such as hearing issues as well as people who have difficulty using the phone
- Virtual risks potential discrimination against older people
- Some concerns raised about need to see older people in person
- Need to give people choice in how they access the healthcare system

Here are some observations from respondents:

- *Too much information in too many places is unhelpful. Not everyone can get online*
- *Your reliance on online and telephone consultations discriminates against those people who either cannot or do not wish to use modern technology*
- *I have severe anxiety issues using telephones. Less so with video calls. Ideally, I'd like to be dealt with in person, but am equally comfortable with messaging via email, etc.. It's a disability & that I struggle to convey myself over the phone creates issues accessing services*
- *Elderly who do not have access to smart phones etc could be disadvantaged as far as virtual consultations is concerned*
- *Getting primary care during the pandemic has been poor and frustrating. Yes they will talk to you on the phone but not see you in the surgery. This has not worked for my 88 year old mum who is hard of hearing*

### **1c. Issues to consider for the future**

#### **Balance between virtual and face to face**

- Better balance between virtual and face-to-face appointments needed, depending on people's needs
- 'Autonomy for patients'
- Choices for patients depending on their circumstances
- Catering for patients' needs and preferences

- Concern that symptoms would be missed during virtual appointments

Here are some observations from respondents:

- *Talking to the GP on the phone can work if used properly - but NOT as a replacement for a consultation*
- *How to continue to support people access health care on-line when appropriate*
- *Video links/use of photos has worked well when accessing GPs but not everyone can do that*
- *Sometimes face to face consultations enable the gathering of important information that may not be evident in an electronic communication or over the phone. This should be taken into consideration on an individual basis for each patient as they present to GP/Consultant services*
- *The move to GP telephone appointments has worked well and should be continued if the circumstances are appropriate for the patient*
- *Modernising access of medical records and upgrading diagnostic equipment to enable remote diagnosis*

### **Better communication**

- Better communications needed between professionals such as GPs and secondary care

Here is an observation from a respondent:

- *NO joined up communication*

### **Long COVID**

- Many concerns raised by public and members of staff about the impact of long COVID on individuals

Here is an observation from a respondent:

- *Those individuals who have symptoms of Long COVID, getting this recognised/diagnosed and necessary support. Primary Care will need to support this*

### **Learn from what worked well**

- Learn from what worked well during the pandemic – for example, the efficiencies from virtual appointments and changes to how some services were delivered

Here are some observations from respondents:

- *GP telephone consultations worked really well (better than the previous attend-in-person system)*
- *What has worked well is a telephone support service that allows those with anxiety, loneliness or depression to talk without barriers*

#### 1d. People's experience of services during the pandemic

Questionnaire respondents were asked about their experiences of services during the pandemic and whether those experiences were better, worse or unchanged. Under this section participants made 393 comments about 51 health and wellbeing services.

By far the most frequently mentioned service was primary care with 106 comments on accessing GP services (including the out of hours service), and this is expected as GP services are the first point of contact and remained open throughout the pandemic. GP services were changed quickly to adapt, which included more telephone and online consultations.

People's views on services in general were mixed, with many giving full and honest accounts of their experiences. Many appreciated that services and the staff that deliver them were doing their best in difficult circumstances.

A few participants said they avoided going to the GP, either due to fears of catching COVID-19 or because they did not want to overstretch the service. Here are some observations from respondents on the most frequently mentioned services:

#### GP Services (106 comments)

- Positive
  - *I have had to speak with and see a GP. I think things are much improved as more is done as a way of triaging over the phone and then if the GP thinks they need to see you then you can go in. The wait is much shorter and you get to speak to a GP much quicker. It is probably far more manageable for GPs too*
  - *Ability to get appointments with GP face to face was initially very difficult but improved as time went on*
  - *Gp and triage over the phone much better*
  - *Used GP services myself. For me, the GP service is better (minimising face-to-face contact, less crowded surgery)*
  - *My wife had remote GP consultations and hospital appointments which worked well enough and to some extent were more efficient in terms of not being held waiting to be called through - some lessons to be learned from this perhaps?*
  - *I have only had experience with my GP. To be honest I have self managed most issues as I was aware of the strain that the service was under. This is not a bad thing, and more people taking responsibility for their health is a positive thing - however, advice and support may still be required*
  - *I have only used primary care services personally, and was happy with the experience, however there is still a lot of negativity, particularly amongst the older population on "lack of access" to GP's etc. I don't think this is entirely the case, and a lot of hearts and minds can be won with a better explanation of MDT's [Multi-Disciplinary Teams], how patients are triaged etc to show that*



*the right response at the right time by the most suitably skilled clinician is a positive*

## **GP Services**

- Negative
  - *I have tried to access GP / Primary care which has been problematic and tardy - in the end a face to face appointment was organised but this take many steps to get to that point - the pathway for a patient needs to be as efficient as possible*
  - *GP appointments only. Difficult to get an answer on the telephone and almost impossible to get an appointment*
  - *Access to GP services have been difficult and are deteriorating. E.g. a wait of 5 weeks for a normal consultation appointment and almost impossible to book a telephone consultation with your doctor of choice*
  - *My GP surgery had what I could only describe as a bouncer on the door who wouldn't even open said door, just a window and it was very uncomfortable discussing your reasons for visiting whilst stood outside in all weather's with a queue of people listening in*
  - *Getting primary care during the pandemic has been poor and frustrating. Yes they will talk to you on the phone but not see you in the surgery. This has not worked for my 88 year old mum who is hard of hearing, eventually after my concerns were very serious a nurse practitioner was sent to her home, to examine her and feed back to the doctor. Medication changed but she has not been followed up as promised*
  - *GP services have been abominable, especially for those with a lack of IT facilities. The role of the GP with regard to their actual face to face presence with the patient for diagnosis needs to be addressed*

## **Dentists (15 comments)**

- Negative
  - *I have not been able to be seen for routine dental checks for over 14 months*
  - *Dentistry - the services have got worse and the waiting time so long that I went private*
  - *Not been able to get a dental appointment*
  - *Services have got much worse, i have not seen a dentist for 2 years*
  - *Dentist - Private - Service continued. NHS - very limited only emergency treatment*

## **Pharmacy (9 comments)**

- Positive
  - *Chemist kept things going for the community*
  - *Pharmacy been brilliant where able*
  - *Community Pharmacy Minor Ailment Service - very good*
  - *Pharmacy – Excellent*

- *Some people have become more aware of the range of services that can now be provided by community pharmacies, but this is not widely known, and we need to raise awareness of these services*

## Pharmacy

- Negative
  - *Local Pharmacy reduced opening times made it difficult for me to collect my routine medication as I was unable to get home from work before the Pharmacy closed at 4pm. They were also closed at lunchtimes. Inaccurate/confusing information online about the Pharmacy's reduced opening hours and no mention of this on their recorded telephone message which would most likely be used by the elderly, possibly explaining the long queue of elderly people outside the Pharmacy at 08:30 when the new opening time of 09:30 was only displayed on the Pharmacy door, too late for those who may have used public transport to get there*

## Ophthalmology (9 comments)

- Positive
  - *On a personal level I had an ophthalmology emergency and once I was able to access the ophthalmology team the process was exceptional*
  - *Specialist ophthalmology at Ammanford, All were very prompt and efficient, with staff very supportive*
  - *All services I have received within the hospital settings for my eyes have been first class if anything waiting times have been reduced*
- Negative
  - *I have been on the waiting list to see an ophthalmologist in Glangwili since October. I've been forced to see a private consultant in the meantime as the condition has got so bad. They told me that the NHS waiting list for the procedure I need is about 2 years!*
  - *Ophthalmic provision was non-existent*
  - *Glaucoma clinics were irregular pre pandemic and no existent during or since*

## 2. The strategy

This section of the questionnaire gave people the chance to reflect on the Health Board's strategy, *A Healthier Mid and West Wales: Future Generations Living Well*, which was approved in 2018 following a 12-week consultation, and what may have changed since then.

There were no comments regarding Primary Care in this section.



### 3. People's understanding of the Social Model of Health and Wellbeing, and the wider determinants of health

When commenting on how they felt their health and wellbeing could be supported in their communities, some participants focused on support to self-manage conditions. Many highlighted the importance of community activities and support groups.

A few people mentioned social prescribing as a way of accessing non-medical support. Access to green spaces for physical exercise and mental health benefits also featured.

The importance of healthy eating and access to affordable, fresh food was mentioned, as was embedding good healthy habits in children through education to help prevent health problems in later life.

Many respondents discussed the impact of poverty on people's ability to maintain a healthy lifestyle and access services.

#### Education

There is a need for more:

- Social prescribing groups
- Community groups

Here is an observation from a respondent:

- *There may be scope for social prescribing to play a role in promoting healthy lifestyles and disease prevention*

#### Access to green spaces

- Green prescribing opportunities to improve health and wellbeing
- Social prescribing opportunities to improve health and wellbeing

Here are some observations from respondents:

- *Green space / spaces for activity to promote public health*
- *Increased outdoor exercise opportunities for those with limited means*
- *Groups like gardening, walking, birdwatching should be introduced as they are based outdoors and hence safer and easier to hold even if indoor based groups are more difficult to re-establish*

#### 4. Hospital site nominations and key priorities for location

This section focuses around the Programme Business Case, and looks at the potential sites available for the new hospital, feeling and sentiment towards the proposal, as well as the concerns raised that people feel that planners should consider when shortlisting site locations.

There were no comments about Primary Care in this section.

#### 5. Programme Business Case – key priorities for location

This section focuses on people's responses to what is important to them for a hospital site, and what they feel should be considered.

The questionnaire asked people what they felt were the five most important things that the health board should consider when determining the best location for the new hospital once a suitable list of site nominations were presented.

There were no comments about Primary Care in this section.

## 6. Understanding impacts

This section covers the responses gathered as part of the socio-economic impact and equalities questions within the questionnaire, and were split into two parts:

### a. Suitable and accessible services for all without disadvantage or discrimination

### b. The effects of poverty or reduced income on wellbeing or access to services

The questionnaires sought equalities and socio-economic impact information, however many of the statements were observations made by others who do not have a protected characteristic; they may have witnessed inequality or believe that there is potential inequality.

Responses here were divided between how people of protected characteristics experienced services, and there were some recurring themes in their responses such as rurality, difficulties accessing transport, poverty, mental health.

Practical considerations, for example medical sites that were not wheelchair accessible or information in inaccessible formats, were also raised.

The issue of virtual consultations featured strongly here with many older people expressing a preference for face to face rather than online or telephone conversations. Indeed, two respondents wrote about the anxiety they experienced when using the telephone.

Conversely, other respondents expressed a preference for the digital format as it meant not having to travel for appointments.

### 6a. Suitable, accessible and same standards for all people

#### Age: Older people

- Technology for virtual appointments: less ownership of computer/smartphone, skills (e.g. to send photos)
- Preference for face to face service
- Some noted felt less important / less likely to receive services in a timely way due to being older
- GP triage, forms and other health systems can be challenging for older people

Here are some observations from respondents:

- *Elderly people are being discriminated against. Many do not have access to online facilities. People without cars are being discriminated against. Access to the proposed area excludes many people. Telephone or online consultations are a very poor substitute for face-to-face appointments*
- *I know some older people have had difficulty contacting GP's and the triage form is very complex and challenging and puts people off*

- *Phone or virtual apps where they can be conducted rather than unnecessary travel. Pembrokeshire has an ageing population who find travelling difficult and stressful*

### Disability: Sensory

- Sign language – staff need to be trained to use basic British Sign Language – for deaf and learning disabilities
- Need to improve virtual appointments for hearing impaired over the telephone, not only with computers
- Clear masks to help hearing impaired to lip read

Here are some observations from respondents:

- *NHS staff should be able to use basic British Sign Language not only for the deaf but also many people with learning disability use signing*
- *Many deaf users of the health service have found it very difficult to communicate with NHS staff as they usually rely, to some extent, on lip reading and this is impossible when people are wearing masks. Clear masks could be available to help with this*

### Disability: Learning / Autistic

- Lack of awareness by many staff of learning disabilities and autism – more training needed
- Experience of difficulty in accessing services due to lack of communication between GP and OT
- Hospital and health service settings are overwhelming for people with autism

Here are some observations from respondents:

- *The health and wellbeing of autistic people and people with learning disabilities should be a priority. Often we get ignored but we need more support and autism and learning disability friendly services*
- *In general, I don't ask for help from healthcare (even if I really need it) because I can't bring myself to face staff with incorrect understanding of autism, overwhelming environments and being misunderstood because of communication differences*

### Race

- Access to better translation services for those whose first language is not English

Here is an observation from a respondent:

- *Access to better translation support for eg my Syrian neighbours in both the hospital and surgery needs to be thought through more*

### Impacts on individuals with protected characteristics

The effects on individuals in accordance with age, sex, race and other protected characteristics and how the impacts may differ between different groups have been

gathered in recurring themes and the below are the issues raised in response to this question.

### Distance / travelling times

- Long travel times to access services has an impact on people

Here is an observation from a respondent:

- *My GP visits require 2 buses, the receptionist do not understand that my journey can take up to 1.5 hours and are not flexible enough when making appointments*

### Access to technology

- Data poverty, affordability of data on mobile phone
- Cost of connection to broadband in some areas,
- Lack of ownership of computer, smartphone or tablet
- People who don't have computer skills feel disadvantaged
- Poor mobile phone signal, wifi and broadband connection
- Alternative access to technology eg libraries, community centres
- More support needed to help people with online consultation

Here are some observations from respondents:

- *The biggest issue I have seen is what I would describe as data poverty. There is an assumption that people can get to the internet, but during the pandemic with libraries shut, people were relying on smartphones with limited data. This is an issue when trying to run a consultation, using things like econsult, etc. If digital is the way forward we need to ensure that we have a limited data impact, or we are able to provide accessible venues (almost like internet cafes) within health premises which people can use. An example of this had been people living in supported living after being discharged from wards, but lacking a data plan to cover video calling, and the provide being unable to open their wi-fi platform because it was for business use (could be a commissioning workaround)*
- *People who have felt isolated in the pandemic because they can't manage the technology, have no one to ask or who they don't want to ask because they worry about feeling foolish*

### Mental Health

- Phobia of using telephone due to anxiety or disability

Here is an observation from a respondent:

- *Patients with anxietis relating to making/accepting telephone calls have been hung out to dry during the pandemic*

## Flexible Service Provision

- People want to be able to access services without having a great impact on their lives or others
- Single parents and those with dependants lose disproportionately longer time from their day to attend appointments where they are not virtual
- Service delivery doesn't take into account access or travel time for the patient.

Here are some observations from respondents:

- *Phone or virtual apps where they can be conducted rather than unnecessary travel. Pembrokeshire has an ageing population who find travelling difficult and stressful. Pregnant mothers also find this difficult as do families with other siblings*
- *Time off work will be longer when attending an appointment and time off school will be longer. A 10am appointment will result in a whole morning off!*
- *Timing of appointments no consideration given to travel time or ability of clients to attend*

## 6b. Effects of poverty or reduced income

This section focuses on what people said were the effects of poverty on health and wellbeing, or access to care. Some of these are direct experiences, while others are what people have witnessed around them.

### Additional costs

- Access to NHS dental care has been reduced significantly due to the pandemic, and people on lower incomes are more disadvantaged as cannot afford private dental treatment

Here are some observations from respondents:

- *Being asked to pay for services such as continence pads, nail cutting and ear wax removal, dental treatment etc has been a common issue*
- *Dental services. NHS patients cannot always afford any form of treatment and have been referring to DIY dentistry*

### Appointments

- Pharmacy opening times did not support some who were working, requiring time off to attend

Here is an observation from a respondent:

- *Local Pharmacy reduced opening times made it difficult for me to collect my routine medication as I was unable to get home from work before the Pharmacy closed at 4pm. They were also closed at lunchtimes*

### Mental health

- Poverty and reduced income has a detrimental effect on mental health, which has further increased due to the pandemic
- Mental health issues can have an effect on physical health and well-being

Here is an observation from a respondent:

- *I also accessed my GP over the telephone to support me with mental health at that time, i didn't feel i needed a face to face appointment and having a telephone call at home suited me without the need to leave work to attend my GP practice.*

## What impacts should the Health Board consider when it is planning its services?

### Lack of equity

- Everyone should have equity of access regardless of income, rurality, age, race or background

Here is an observation from a respondent:



- *Look at which groups took up and benefited from technological usage and which didn't and plan accordingly in relation to future services to ensure equitable provision. Many older people living alone and/or without access to technology are unable to access services provided only by those means*



## Section 4: Feedback from other sources

The engagement exercise produced feedback from other sources beyond the wider questionnaire. This included meetings with Health Board staff, partner organisations, stakeholders, equality groups, etc. as well as people who wanted to directly contact the Health Board with their thoughts and feelings.

The section is broken up into separate groups detailing the involvement of groups or individuals, how they shared their feedback, and what they wanted to say which has been themed in a similar way to the questionnaire analysis.

### Feedback from meetings with Health Board staff, partner organisations and other stakeholders

Representatives from Hywel Dda University Health Board attended a range of meetings with staff, stakeholders and partner organisations as listed below.

Name of Meeting	Date	Method of involvement	No of attendees
Senior Nurse Management Team Meeting	13 May 2021	Meeting	32
Health Professional Forum	17 May 2021	Meeting	9
Pembrokeshire Staff Partnership Forum	18 May 2021	Meeting	15
Carmarthenshire Staff Partnership Forum	18 May 2021	Meeting	17
Ceredigion Staff Partnership Forum	18 May 2021	Meeting	19
Capital, Estates and Information Management & Technology Sub Committee (CEIMT) Sub Committee	24 May 2021	Meeting	
Healthier Pembrokeshire Operational Forum	27 May 2021	Meeting	29
Health Board Dietetic Service	2 June 2021	Questionnaire	
Health Board Staff Online Event	3 June 2021	Meeting	100+
Therapies and Health Science Forum	7 June 2021	Meeting	12
Senior Nurse Management Team Meeting	10 June 2021	Meeting	30
Community Nursing Team Pembrokeshire	16 June 2021	Meeting	5
District Nursing Lead Meeting	16 June 2021	Meeting	
People Property and Performance Committee (PPPAC)	24 June 2021	Meeting	
LMC	8 July 2021	Meeting	8
Stakeholder Reference Group	16 July 2021	Meeting	15+

## COVID-19

### Impact on health and wellbeing

Sub Theme	Main Issues and Example Comments
Staff - experiences	<p>GP's and other specialist services such as dieticians, physios, OT's etc simply stopped going out whereas the District Nurses were expected to continue going out to patients as normal and felt unsupported by other professional groups. One DNTL said a member of her team told her they felt like 'cannon fodder'. (District Nursing Leads Meeting)</p> <p>Community Services. It has been phenomenally scary and hectic in many ways. District nurses became infected hard to replace staff and GP surgeries went completely down. Encouraged patients to use walk in centres. Community case load of patients increased vastly. Staff were redeployed to secondary care which was understandable but left community services vulnerable staff. Scared to go back and do this again. (Senior Nurse Management Team)</p>
Deterioration	<p>From palliative care and lung team point of view – seeing aftermath now and things will get far worse. People dying before they get seen due to late diagnosis, dealing with aftermath. MDTs were a problem, not having these in GPs, GPs even not knowing what's happening with their patients. What did work well is that service continued, did a lot via telephone. Had to do some face to face. Certainly seeing the aftermath now across all services. (Community Nursing Teams Pembrokeshire)</p>
Backlog	<p>There has been an increased delay for many patients accessing hospital services and waiting times are now the longest they have been for 20 years. Patients have been accessing GP services over this time who are feeling very tired and have been managing a lot of patient's conditions that they should have attended the hospital for. Patients have also had to travel great distances with little secondary care services delivered close to home. (Health Professionals Forum)</p> <p>The need to manage the patients on the waiting lists. There needs to be a readdressing of the links between primary care, secondary care, community and social services many of which have become fragmented during the pandemic with GPs picking up the pieces. We need to build on the advances of the use of technology during the pandemic. (Health Professionals Forum)</p>

### Access to services

Sub Theme	Main Issues and Example Comments
-----------	----------------------------------

Access	<p>GP's not always clear on the management of red and green patients specifically for red clinic/practice nurse patients which were referred to district nursing because they were red not because they were housebound.</p> <p>(District Nursing Leads Meeting)</p> <p>How do we move away from GP being gate keeper to services? Not using some of the access approaches in place and promoting these. How do we stop people bottlenecking at GPs. How do we promote self-referrals and triage self-referral to get people through to services.</p> <p>(Community Nursing Teams Pembrokeshire)</p>
--------	--

### Experience of services during the pandemic

Sub Theme	Main Issues and Example Comments
Digital	<p>Caution of the over reliance of using IT to support digital pathways. Still need face to face function but only using digital could be going too far.</p> <p>(Senior Nurse Management Team)</p> <p>IT, we lose efficiency due to IT. Patient records in particular, if we had an integrated patient record that would save a lot of time for everyone. No duplication and replication of process and activities. Systems and infrastructure not fit for purpose. Sitting in community locations. GP networks, health board, layers of complexity in delivery of our IT infrastructure. Buildings and systems not working for us.</p> <p>(Community Nursing Teams Pembrokeshire)</p> <p>Survey of patient experience has shown mixed results with some favouring digital appointments and others feeling they needed face to face.</p> <p>(Therapies and Health Science Forum)</p> <p>Many elderly could not access digital without support of relatives.</p> <p>(Pembrokeshire Staff Partnership Forum)</p> <p>Patients receiving remote appointments has proven effective and accessible. Phone appointments also working well, although some difficulties for those with hearing problems. Challenge also for children especially young children.</p> <p>(Therapies and Health Science Forum)</p> <p>Digital poverty has impacted on equality of service and outcomes.</p> <p>(Therapies and Health Science Forum)</p>

### Healthier Mid and West Wales strategy

#### What else do we need to take into account since published 2018

Sub Theme	Main Issues and Example Comments
Time delay since Strategy	There has been a long period when we have not heard of TCS – there are a lot of questions “where is it going to be”. COVID has taken up a lot of time since the strategy. Are we on track or has COVID knocked us back?  (LMC)
Community model of health and well-being	If care is to be closer to home then perhaps we should scrutinise the community facilities we have and look at how we can share these better; GP surgeries, pharmacies, village halls! Please more investment into community services. (Pembrokeshire Staff Partnership Forum)
Community Hubs	<p>Health in the High Street. Hubs in the High street offering ophthalmology, blood test appointments etc. Taking patients away from the hospital and clinical environment. (Senior Nurse Management Team)</p> <p>Look at mobile hubs due to rurality. Having the ability to move around our community e.g. emulate the breast cancer mobile units in car parks. We take the services to our population. (Senior Nurse Management Team)</p> <p>Polyclinics in towns and city centres are the way forward for accessibility and equitable for all. (Senior Nurse Management Team)</p> <p>Need hubs in rural locations too. (Senior Nurse Management Team)</p> <p>Community service clinic – patients seen by nurses. Opportunity for early intervention and support. Health education – more of this. Hubs to include multi-disciplinary teams. One stop shop. (Senior Nurse Management Team)</p>
Care closer to home	Tests for MRSA, blood tests routine tests for surgery far better to undertake at GP surgery/other care setting. Bring care closer to home and avoid coming into a hospital environment. GPs need to be brought on board to help us with this in the future. (Senior Nurse Management Team)
Role of GP Practices	Need to do work to understand the role general practice has played in maintaining health services throughout the pandemic and make sure that if this is to continue it is resourced appropriately. (Health Professionals Forum)
Integrated Services	There needs to be greater integration in health and social care focused around the patient and GP population with extension of the primary care team. We need to stop thinking about and delivering care in silos.

	(Health Professionals Forum)
Travel	Looking to strengthen relationships with Glangwili and new facility because Ceredigion patients do travel to these facilities.  (Ceredigion Staff Partnership Forum)

## Understanding impacts

### Suitable and accessible services for all (no disadvantage or discrimination)

Sub Theme	Main Issues and Example Comments
Access	Getting blood tests away from GP services. Problems getting blood tests and patients have to be sent to Withybush. (Community Nursing Teams Pembrokeshire)  You can't just pop in to some areas, its access to services. We used to do GP surgeries and clinics. Had to stop doing this so Newport and Crymych have to come to Fishguard so it isn't as close to home as it used to be. (Community Nursing Teams Pembrokeshire)

### Effects of poverty or reduced income on wellbeing or access to services

Sub Theme	Main Issues and Examples Comments
Poverty	From poverty perspective some things we have actioned. E.g. Milford haven has challenges around income. Things provided or not provided by GPs e.g. some population have to travel for services. They may not travel due to income related issues. If we could have more dispersed approach to diagnostics and the like which is more accessible this would support access to those services. (Community Nursing Teams Pembrokeshire)

### Most important things UHB should consider in deciding which site best for our communities?

Sub Theme	Main Issues and Example Comments
Human Factors	2 words - "Human Factors" when will you bring this into the engagement? It's going to be vital. Any thought how we are going to this at this stage? There is a lot to consider when setting up a hospital/service especially when setting up from scratch. This will be a massive opportunity missed. (LMC)
Timescales	You are going to wait for the business case is approved. I feel that already we have run out of time. Clinical conversations have not started for services. We should have talked about this before the business case was approved. (LMC)

	Can we be reassured that you can keep to the timeline. (LMC)
--	---

## Other Issues

Sub Theme	Main Issues and Example Comments
Engagement	Comms plan to wider staff engagement. Any ideas how this is going to involve staff? (LMC)
	Is there going to be an article in Hywel Voice or a dedicated Newsletter going to be made available? (LMC)
	It does have to move with the people nothing wrong exploring if we don't have conversations may potentially derail –complex problems we are tackling here. (LMC)

## Meetings with Children and Young People

Hywel Dda University Health Board attended a range of meetings with children and young people groups. One group facilitated their own meeting and provided the health board with their feedback.

Name of Meeting	Location	Date	Method of involvement	No of attendees
Young People Speak Up Young Peoples Group	Ffwrnes Fach Chapel Llanelli	17 May 2021	Meeting	8
Carmarthenshire Youth Council	Zoom	2 June 2021	Meeting	10
Future Minds CAMHS User Group	Microsoft Teams	7 June 2021	Meeting	4
Ceredigion Youth Council	HWB Teams	11 June 2021	Meeting	8
Pembrokeshire Youth Assembly and Young Voices for Choices Youth Forum (for young people with additional needs) Ages of 13 to 25	N/A	12 June 2021	Facilitated own meeting and provided feedback	15



## COVID-19

### Impact on health and wellbeing

Sub Theme	Main Issues and Example Comments
Mental Health	<p>Mental health a concern. One young person was referred to support in Carmarthen, put on medication, didn't work, 6 different meds provided, trying to get hold of a GP is a nightmare! There is also over 2 year waiting list for mental health support.</p> <p>(Carmarthenshire Youth Council)</p>

### Access to services

Sub Theme	Main Issues and Example Comments
Access	<p>Tried phoning audiology to fix hearing aid, 'can't drop things off' anymore, services have got worse. Needed help to sort out hearing aid had issue with ear piece but can't go into Glangwili anymore to get it sorted. Referred to Boots / optician etc but don't want to pay for this. This has impacted on the young person being able to do their job.</p> <p>(Carmarthenshire Youth Council)</p>

### Experiences of services during the pandemic

Sub Theme	Main Issues and Example Comments
Virtual consultations	<p>Member had a 6 month old baby was worried about cold, had triage over the phone via video link which worked really well, it's been far easier than going into the surgery.</p> <p>(Carmarthenshire Youth Council)</p> <p>In school they have discussed how good being able to access appointments on line which is good. But not enough information on how to book an appointment, etc. Hospitals and GP practice.</p> <p>(Ceredigion Youth Council)</p> <p>Phone calls to doctors work for some people, but for people who are proper ill, they need to be seen by a proper doctor.</p> <p>(People Speak Up – Llanelli Young People's Group)</p>
GPs	<p><i>I couldn't get an appointment with my GP.</i></p> <p>(Pembrokeshire Youth Assembly and Young Voices for Choices Youth Forum)</p> <p><i>GP services need to improve. Just getting through is bad enough and then you have to get past the receptionist. I didn't think receptionists are qualified to make a decision if I see the doctor or not!!</i></p> <p>(Pembrokeshire Youth Assembly and Young Voices for Choices Youth Forum)</p>

	<p><i>GP service is very bad, worse than before.</i> (Pembrokeshire Youth Assembly and Young Voices for Choices Youth Forum)</p> <p><i>Doctor's surgeries should be returning to normal and seeing patients or at least giving people the choice.</i> (Pembrokeshire Youth Assembly and Young Voices for Choices Youth Forum)</p> <p>Called out of hours doctor this week, they usually say they have long waiting times. Services have got better e.g. called back quicker. Waiting time got better with GP. (Ceredigion Youth Forum)</p>
Opticians	<p><i>Opticians – pretty much the same as before the pandemic except you have to sit far apart from other customers and you wear a mask.</i> (Pembrokeshire Youth Assembly and Young Voices for Choices Youth Forum)</p>
Dentists	<p><i>Dental appointments ran the same but with temperature checking, mask wearing and dentists/dental assistants wearing PPE – felt safe.</i> (Pembrokeshire Youth Assembly and Young Voices for Choices Youth Forum)</p> <p>NHS dentist another barrier, 3 year waiting list! (Carmarthenshire Youth Council)</p>
Pharmacies	<p><i>I've used the pharmacy much more and the staff have been brilliant. Better promotion of these services.</i> (Pembrokeshire Youth Assembly and Young Voices for Choices Youth Forum)</p>

## Understanding impacts

### Suitable and accessible services for all (no disadvantage or discrimination)

Sub Theme	Main Issues and Example Comments
Transport	<p><i>Short term booking appointments are hard to get to as young person due to transport difficulties.</i> (Pembrokeshire Youth Assembly and Young Voices for Choices Youth Forum)</p>
Digital	<p><i>Not everyone has access to the internet.</i> (Pembrokeshire Youth Assembly and Young Voices for Choices Youth Forum)</p> <p><i>Lack of technology means can't book or attend appointments online.</i> (Pembrokeshire Youth Assembly and Young Voices for Choices Youth Forum)</p>



	<p><i>Online appointments have saved me paying for transport.</i> (Pembrokeshire Youth Assembly and Young Voices for Choices Youth Forum)</p>
Discrimination	<p>GPs don't take young people seriously. Went to doctor, diagnosed PTSD told hadn't been through trauma so shouldn't have PTSD. (Carmarthenshire Youth Council)</p> <p>Felt a lot of unfairness to how young people are treated by professionals. "Your young you don't know what you're talking about", it's very discouraging. Professionals need to understand young people more. (Carmarthenshire Youth Council)</p> <p>Friends who want to mental health services who are young not treated seriously as they are young people. (Ceredigion Youth Council)</p>
Communication	<p><i>They speak to my support staff and not to me I'm still here.</i> (Pembrokeshire Youth Assembly and Young Voices for Choices Youth Forum)</p> <p><i>Sharing confidential information with my parents and not me</i> (Pembrokeshire Youth Assembly and Young Voices for Choices Youth Forum)</p> <p><i>Listening to people and ensuring they have a voice.</i> (Pembrokeshire Youth Assembly and Young Voices for Choices Youth Forum)</p>

### Other issues

Sub Theme	Main Issues and Example Comments
Young Carer	<p>A young person in the group is a young carer for her mother. When her mother has appointments with health professionals they give her information but she is forgetful and as a carer she doesn't know what needs to be done. Is there any way she this could be recognised so the young person is able to be informed to help care for her mother. (People Speak Up – Llanelli Young People's Groups)</p>

## Meetings with Disability Groups

An extensive list of disability groups was sent discussion documents, details of the engagement exercise and how to get involved in the engagement exercise.

Carmarthenshire Disability Partnership invited representatives from the Health Board team to a meeting to discuss the *Building a healthier future after COVID-19* programme.

Name of Meeting	Location	Date	Method of involvement	No of attendees
Carmarthenshire Disability Partnership	Microsoft Teams	5 July 2021	Teams Meeting	7

## COVID-19

### Access to services

Sub Theme	Main Issues and Example Comments
Access	<p>People who phone in, find it difficult for doctors to update prescriptions as they can't be seen. Going without prescriptions as they can't be seen, the online isn't working. It's a bit of a miss. If people can't get prescriptions reviewed they are taking the wrong medicine.</p> <p>Not had a dental appointment and can't get to chiropractist.</p> <p>Was routinely monitored for pressures in eyes, service performed by hospital was outsourced to private sector. Been contacted by two private providers, having to explain disability to them, e.g. confined to a wheelchair, response was in both cases, we'll look at this and get back to you, but didn't do, referred again to another private provider. Condition not monitored for over 3 years, this should be routine, potential for blindness, but this is happening routinely across Hywel Dda.</p> <p>No diabetic eye check.</p>

### Experiences of services during the pandemic

Sub Theme	Main Issues and Example Comments
Virtual appointments	<p>Also come to light how many are not online. Also need to look at where we are failing, and that failing is reaching out to people who are not online.</p> <p>Overall access during Covid gone worse. Huge issue regarding remote diagnosis. Consultants ringing at home, not able to have a</p>

	<p>face to face assessment of their health condition. Presumption that everyone has access to the internet.</p> <p>Prescriptions on line have to chase people as it doesn't update itself as it doesn't update there are issues. This does not work properly.</p>
--	---

## Understanding impacts

### Suitable and accessible services for all (no disadvantage or discrimination)

Sub Theme	Main Issues and Example Comments
Virtual appointments	GP surgeries are failing their patients enormously at the moment, not all have online 'face-to-face' appointments, even less reach those who do not have social media.

## Individual Responses

The following is a snapshot of views from 20 individuals who preferred to submit responses, either by letter or email.

## COVID-19

### Access to services

Sub Theme	Main Issues and Example Comments
GPs	<i>GP Practices need to start opening up their door. You are not able to diagnose over the phone. It a bit of a lottery at the moment.</i>

### Healthier Mid and West Wales strategy

#### What else do we need to take into account since published 2018

Sub Theme	Main Issues and Example Comments
Virtual appointments	<i>Given my experience the further development of remote diagnostics may be beneficial and improve efficiency.</i>

## Feedback from politicians and political groups

There were three responses from politicians or political groups (listed in the table below).

The Labour MP for Llanelli, Nia Griffiths, submitted a questionnaire and the Conservative MS for Preseli Pembrokeshire, Paul Davies, gave his views in a letter to the Health Board's Chief Executive.

Pembrokeshire Liberal Democrats chose to send an email outlining key issues of concern, particularly regarding what they felt was a 'lack of clarity over the Health Board's proposals' which made it 'difficult to take part in the current engagement exercise'. They submitted a number of questions outlining key areas they felt needed more detailed explanation.

Politician or political group	Constituency	Method of involvement
Nia Griffith MP	Llanelli	Questionnaire
Paul Davies MS	Preseli Pembrokeshire	Letter
Pembrokeshire Liberal Democrats		Email

## COVID-19

### Access to services

Sub Theme	Main Issues and Example Comments
Digital access	<p><i>Increased confidence with digital consultations is a plus, and, where appropriate, such options should continue, in order to save time for both staff and patients, whilst always recognising that there are some people for whom and some occasions when a face-to-face appointment is essential</i></p> <p>(Nia Griffith MP)</p>

### Experience of services during the pandemic

Sub Theme	Main Issues and Example Comments
Pharmacy services	<p><i>Some people have become more aware of the range of services that can now be provided by community pharmacies, but this is not widely known, and we need to raise awareness of these services</i></p> <p>(Nia Griffith MP)</p>

## Healthier Mid and West Wales strategy

### What else do we need to take into account since published 2018

Sub Theme	Main Issues and Example Comments
-----------	----------------------------------

Community hubs	<p><i>We want services including in-patient facilities to be as close to people's homes as possible, and so I would like to see community hubs in Cross Hands and at Pentre Awel in Llanelli, as well as a great a range of services as possible available consistently across all GP surgeries.</i></p> <p>(Nia Griffith MP)</p>
----------------	---

## Understanding impacts

### Suitable and accessible services for all (no disadvantage or discrimination)

Sub Theme	Main Issues and Example Comments
Digital discrimination	<p><i>With the increase in digital know-how, many patients will welcome online video consultations, which will save them the time and expense of travelling to see a consultant. However, particular attention needs to be paid to those who cannot access this technology: one option to explore would be for such patients to attend at their local Health Board facility ( GP surgery, Community Hub) and sit with a medically qualified person, whilst accessing an online video consultation with a specialist some distance away</i></p> <p>(Nia Griffith MP)</p>

### Effects of poverty or reduced income on wellbeing or access to services

Sub Theme	Main Issues and Example Comments
Transport cost	<p><i>The cost and availability of transport is a major issue for patients and their families. Good public transport links are essential for equitable access to hospital services.</i></p> <p>(Nia Griffith MP)</p>

## Developing a new hospital – site and criteria

### Most important things UHB should consider in deciding which site best for our communities?

Sub Theme	Main Issues and Example Comments
IT	<p><i>Hywel Dda will need to plan for an incorporated universal searchable IT system which includes GP and social care notes in real time. What are the arrangements for this?</i></p> <p>(Pembrokeshire Liberal Democrats)</p>

## Feedback from Town and Community Councils, and a community response submitted by county councillor

Every town and community council, and every county councillor in the Hywel Dda University Health Board area was sent discussion documents, details of the engagement exercise and how to get involved.

Below is a list of those which either completed questionnaires or chose to submit a response by email or letter.

In addition, the Health Board received an email from the county councillor for Letterston in Pembrokeshire, Michelle Bateman, who collated the concerns she had heard from some of her constituents:

*As the county councillor the Letterston ward in Pembrokeshire I want to respond to your Building a healthier future after COVID-19 : Have your say consultation. Many residents have spoken to me about health issues and the future of services here in Pembrokeshire so I wanted to respond in a way that reflects those conversations and accurately represents the views of my constituents.*

Town / Community Council name	County	Method of involvement
Carno Community Council	Powys	Questionnaire
Llanelli Rural Council	Carmarthenshire	Questionnaire
Letterston Community Council	Pembrokeshire	Questionnaire
Carmarthen Town Council	Carmarthenshire	Letter
County Councillor M. Bateman on behalf of Letterston residents	Pembrokeshire	Email

### Experience of services during the pandemic

Sub Theme	Main Issues and Example Comments
Phone access to GPs	<i>Some residents have told me that they have like being able to access GP services via phone etc as it's easier for them when they are working, and it's been a more flexible service. These comments have been from the younger generation though, with many elderly residents feeling either too concerned to visit a doctor or unsure about how to do that. There needs to be a solution that supports those who are digitally excluded.</i> (Councillor M. Bateman)
Digital	<i>Good work has been achieved in adapting technology and IT to facilitate remote interaction with patients. This needs to continue.</i> (Llanelli Rural Council)



## Feedback from groups representing patients and the wider public

Organisation name	Method of involvement
Hywel Dda Community Health Council	Questionnaire
Mid Wales Public and Patient Forum	Written response following questionnaire format

Hywel Dda Community Health Council submitted a formal response via the questionnaire.

The Mid Wales Public and Patient Forum collated responses from members using the questionnaire format:

*I have attempted to gather views across Mid Wales to respond to the HDHB post Covid engagement, This is less comprehensive than I would have liked due to mainly only being able to gather views remotely rather than face to face. If this is replicated across the HB then the responses need to be considered with a degree of caution as the responders may not be representative. The following is a summary of the comments I have received.*

Jack Evershed, Group chair

## COVID-19

### Access to services

Sub Theme	Main Issues and Example Comments
Primary Care	<i>Primary care is now more challenging, face-to-face appointments are not so easy to get and people are worried about using technology for care. They feel that telephone consultations and video consultations can have a positive impact on access to care but these do not always suit every person or every occasion.</i> (Hywel Dda Community Health Council)
Urgent and Out of Hours Care	<i>Accessing urgent and Out of Hours care is also a worry for people, they want to be assured that they get the right care, in time and safely.</i> (Hywel Dda Community Health Council)

### Understanding impacts

#### Suitable and accessible services for all (no disadvantage or discrimination)

Sub Theme	Main Issues and Example Comments
Digital inequality	<i>The Health Board must ensure everyone can access services on an "equal footing". As digital access to services has become more prevalent due to COVID the Health Board must ensure digital inequalities do not affect care and access to services. Digital inequalities may arise from differences in access to devices, broadband, skills and knowledge.</i>

	<p>(Hywel Dda Community Health Council)</p> <p><i>Technology will be an important part of service delivery; care needs to be taken that poor coverage or lack of competency does not exclude people</i></p> <p>(Mid Wales Public and patient Forum)</p> <p><i>Access to broadband needs to be affordable for all</i></p> <p>(Mid Wales Public and Patient Forum)</p>
Communication needs	<p><i>It must also be considered that even when people are able to access and use technology, quality of access needs to be considered. This may mean looking at audio/visual quality, availability of language services, appropriate confidentiality as well as good quality communication – this may need to vary according to the mechanism being used.</i></p> <p>(Hywel Dda Community Health Council)</p>

### Feedback from Save Our Services Prince Philip Action Network (SOSPPAN)

Representatives from the Health Board attended a meeting at the invitation of campaign group SOSPPAN, Lee Waters, MS for Llanelli, and Nia Griffiths, MP for Llanelli, on 8 June 2021.

The format of the meeting was a question and answer session. The following comments are taken from the meeting feedback submitted by SOSPPAN.

### Developing a new hospital – site and criteria

#### Most important things UHB should consider in deciding which site best for our communities?

Sub Theme	Main Issues and Example Comments
Communication on how and where to access which service	<p><i>Given that service provision will undoubtedly change with the New Hospital build and with the advent of new technology, it is becoming more and more key to understand where people can access services outside the established pathways within the system. Although there are links on the Hywel Dda website it is not necessarily that easy to understand which level of service is needed for Primary, Secondary or Tertiary Services or where it is provided.</i></p>
Roadmap of future services	<p><i>[We need] a roadmap of what services can we expect in the future? The following are a starting point so that we can start to inform the public of what to expect:</i></p> <ol style="list-style-type: none"> <li><i>1. Will online GP Consultation continue?</i></li> <li><i>2. Will this expand to enable Consultants to examine patients?</i></li> <li><i>3. Will this be extended to 3 way consultation with the above?</i></li> <li><i>4. Will patients staying in hospital be able to communicate via IPAD / Phone with</i></li> </ol>

	<p><i>their loved ones?</i></p> <p><i>5. Will Pharmacies be linked online for minor consultations?</i></p> <p><i>6. Rather than bringing people into hospital could they be monitored from their homes through the use of technology?</i></p> <p><i>7. Could people in Care Homes be monitored in the same way as in point 6?</i></p>
--	---

## Bandi Appeal

Bandi Appeal is a registered charity which has close links with Hywel Dda University Health Board. Its 'mission is to provide an up to date, state-of-the-art children's centre at Glangwili Hospital, for children/young people, aged 0-18 plus, with emotional, learning, physical disabilities and medical conditions'.

The charity submitted responses via the online questionnaire.

## Healthier Mid and West Wales strategy

### What else do we need to take into account since published 2018

Sub Theme	Main Issues and Example Comments
Services for children with complex needs	<i>A great service for our children of special needs and families in an environment that is well designed, fit for purpose, accessible to all for all therapy, nursing and support and to be used by the community 24/7.. as our adults receive for their differing needs</i>

## Section 5: Social media responses

The Health Board used free (organic) promotion on its Facebook and Twitter pages, as well as paid-for social media advertising to promote the engagement exercise on Facebook and Instagram. Whilst people 'liked' and 'shared' Twitter activities, no direct responses on the themes were raised on this platform. However, the Facebook activity did attract a number of responses, themes and example comments from which are detailed below. The majority of comments received on social media were negative about the future transformation plans, although there was some support for a new hospital.

### COVID-19

#### Experience of services during the pandemic

Sub Theme	Main Issues and Example Comments
Primary care	<i>Since the pandemic doctors surgeries have been a nightmare to get appointments</i>
Virtual appointments	<i>you can't diagnose someone over the phone</i>

## Section 6: Next steps

All of the feedback provided is invaluable to the shaping, strengthening and planning of future services. The feedback will be used and shared to ensure that what people have said really matters.

The feedback is already being put to use to develop the equality impact and equality health impact assessments around the programme business case to ensure that any designs include the issues faced and raised by those who took part in the engagement can influence decisions made, and mitigations put in place to reduce or remove those impacts wherever possible in the future.

Reports are being shared with relevant service areas, groups and committees so that what people have said can have the greatest amount of impact, and work is being done on how to make that as effective as possible.

A summary feedback report has been shared with those who asked to remain involved in the engagement, as this is not a single standalone piece of work, but part of continuous engagement.

Where services have used the feedback, the Health Board intends to develop an outcome report, telling those who have contributed how the Health Board have listened to their comments, thoughts, feelings and experiences, and made best use of these valued contributions.

## B4 - Primary Care Corporate Risks

Committee	Date	Agenda Item	Service	Comment	Link
QSEC	25/11/2021	2.6	Primary Care (GP OOH)	<b>Risk 129 - Ability to deliver an Urgent Primary Care Out of Hours Service for Hywel Dda University Health Board Patients</b> – The Committee received a report and slides relating to Risk 129 (Ability to deliver an urgent Primary Care Out of Hours Service for Hywel Dda University Health Board Patients), noting that the current risk level is 12 (High) and reflects the continuing instability of rotas, with little control of the sessional workforce who are able to volunteer for shifts at short notice. Factors contributing to the challenges within the OOH service were shared with Members, together with the measures in place within the Health Board to develop the OOH service model, including the recruitment of salaried doctors, the launch of surveys to understand both the workforce and the experience and needs of service users, on-going work with the Welsh Ambulance Services NHS Trust (WAST) to understand demand and impact upon services, and the development of an effective multi-disciplinary team making the OOH service more attractive by offering variety and rotation to a greater cohort of interested individuals. While the report and slides highlighted many of the challenges faced by the service, it was agreed that assurance is required regarding the solutions to address the issues involved, together with a coherent plan to enable OOH services to meet current and future demand.	<a href="https://hduhb.nhs.wales/about-us/your-health-board/board-meetings-2021/board-agenda-and-papers-25th-november-2021/agenda-and-papers-25th-november-2021/item-2-6-report-of-the-quality-safety-and-experience-committee/">hduhb.nhs.wales/about-us/your-health-board/board-meetings-2021/board-agenda-and-papers-25th-november-2021/agenda-and-papers-25th-november-2021/item-2-6-report-of-the-quality-safety-and-experience-committee/</a>
QSEC	25/11/2021	2.6	Primary Care (GP OOH)	<b>Risk 129 - Ability to deliver an urgent Primary Care Out of Hours Service for Hywel Dda University Health Board Patients.</b> Concerns regarding the continued instability of the Primary Care Out Of Hours service with the Committee appraised of the measures in place to develop the OOH service model. It was noted that the strategic challenge facing OOH services is reflected in PO 5J (Develop and implement a comprehensive and sustainable 27/7 community and Primary Care Unscheduled Care service model - a specific requirement relating to which (5Ji) is to address the fragility of the current GMS Out of hours service), which is aligned to the Strategic Development and Operational Delivery Committee (SDODC). Clarity would be sought with regard to the alignment of OOH planning with both QSEC and SDODC.	<a href="https://hduhb.nhs.wales/about-us/your-health-board/board-meetings-2021/board-agenda-and-papers-25th-november-2021/agenda-and-papers-25th-november-2021/item-2-6-report-of-the-quality-safety-and-experience-committee/">hduhb.nhs.wales/about-us/your-health-board/board-meetings-2021/board-agenda-and-papers-25th-november-2021/agenda-and-papers-25th-november-2021/item-2-6-report-of-the-quality-safety-and-experience-committee/</a>
QSEC	25/11/2021	2.6	Primary Care	<b>Operational Quality, Safety and Experience Sub-Committee Update Report</b> – The Committee also received assurance that concerns highlighted in the update report regarding the outstanding Estates works in Tenby Surgery and other HDdUHB managed GP practices are being addressed through an action plan developed in conjunction with the Health Board's Estates team to maintain premises for all Health Board managed practices.	<a href="https://hduhb.nhs.wales/about-us/your-health-board/board-meetings-2021/board-agenda-and-papers-25th-november-2021/agenda-and-papers-25th-november-2021/item-2-6-report-of-the-quality-safety-and-experience-committee/">hduhb.nhs.wales/about-us/your-health-board/board-meetings-2021/board-agenda-and-papers-25th-november-2021/agenda-and-papers-25th-november-2021/item-2-6-report-of-the-quality-safety-and-experience-committee/</a>
ARAC	31/03/2022	2.6	Primary Care	<b>Care Home Commissioning for Older People</b> – the Committee received a report from Audit Wales on Care Home Commissioning for Older People, noting that this had originated as a North Wales based review. Following its conclusion, however, Audit Wales had felt that there were key messages for other regions/Health Boards. The report was accompanied by a response to the issues raised from HDdUHB. The issues covered in this report have been a matter of concern and debate for some time. HDdUHB has been through various progressions and developments and it was suggested that, with the correct process in place, the outcome will be correct. There will be associated funding implications; however, if there is confidence in the processes and application of these, there can be confidence in and justification of the funding requirements. It was agreed that the HDdUHB response demonstrates a robust understanding of the report and its findings, and Members were assured that there are very few disputes with the Local Authorities within Hywel Dda, which reflects the maturity of both process and partnerships. However, any changes to the system would potentially lead to governance issues and concerns. The need to monitor this area nationally is acknowledged, and an All Wales review incorporating Social Care is planned. <b>It was agreed that discussions around this issue would be highlighted to the Board.</b>	<a href="https://hduhb.nhs.wales/about-us/your-health-board/board-meetings-2022/board-agenda-and-papers-31-march-2022/agenda-and-papers-31-march-2022/item-2-6-report-of-the-audit-and-risk-assurance-committee-pdf/">https://hduhb.nhs.wales/about-us/your-health-board/board-meetings-2022/board-agenda-and-papers-31-march-2022/agenda-and-papers-31-march-2022/item-2-6-report-of-the-audit-and-risk-assurance-committee-pdf/</a>
QSEC	28/07/2022	2.7	Primary Care (GP OOH)	<b>Corporate Risks assigned to QSEC:</b> With reference to Risk 129- Ability to deliver an Urgent Primary Care Out of Hours Service for HDdUHB patients; the Committee noted the out of hours response work underway to shape the service to support the workforce position.	<a href="https://hduhb.nhs.wales/about-us/your-health-board/board-meetings-2022/board-agenda-and-papers-28th-july-2022/agenda-and-papers-28th-july-2022/item-27-report-of-the-quality-safety-amp-experience-committee/">https://hduhb.nhs.wales/about-us/your-health-board/board-meetings-2022/board-agenda-and-papers-28th-july-2022/agenda-and-papers-28th-july-2022/item-27-report-of-the-quality-safety-amp-experience-committee/</a>
QSEC	29/09/2022	2.8	Primary Care (GP OOH)	<b>QSEC 22 (55): Corporate Risks assigned to QSEC:</b> Members received an update on the '111' and out of hours national IT system outage due to a cyber-attack, which is expected to be ongoing for longer than originally advised, with work underway at a national and regional level to address the problem. Contingency meetings are underway, together with a review of GP out of hours services. Discussions are being held with WAST to put in place mitigating actions in regard to capacity, conveyance and safer alternatives for patients to present to.	<a href="https://hduhb.nhs.wales/about-us/your-health-board/board-meetings-2022/board-agenda-and-papers-29th-september-2022/english/item-28-report-of-the-quality-safety-amp-experience-committee/">hduhb.nhs.wales/about-us/your-health-board/board-meetings-2022/board-agenda-and-papers-29th-september-2022/english/item-28-report-of-the-quality-safety-amp-experience-committee/</a>
QSEC	29/09/2022	2.8	Primary Care / TUEC	<b>Unscheduled And Emergency Care (UEC) Deep Dive Report and Patient Story:</b> The Committee received the key updates from the UEC Deep Dive Report and Patient Story, noting the significant challenges faced within the pathway. The actions underway to mitigate the impact on quality, safety and patient experience include the establishment of an Operational Delivery Group led by Welsh Ambulance Service Trust (WAST), the implementation of an integrated Advanced Paramedic Practitioner (APP) <b>integrated with a GP led Community Intermediate Care service</b> , the implementation of Paramedic access to social care information, Paramedic direct referral to Same Day Emergency Care (SDEC) and a Safer Patient review, and the development of the Transforming UEC Programme. The Committee discussed the WAST Red Release process, with assurance provided that WAST is undertaking a review of the process following concerns raised regarding incidents of 'rejected releases' to ensure a joint approach in clinical risk management. The Committee received further assurance that the process is being monitored closely in the Health Board, with the aim to implement a paper-based recording of incidents process to ensure the rationale for decisions is clearly documented. In response to a query regarding timescale/trajectory for improvement on the average of 43 days it takes for the Health Board to receive incident reporting from WAST, the Committee noted that WAST have been asked to notify the Health Board's Quality Assurance Team immediately when an incident has taken place, with the conveyed stance that joint investigations should take place. Unfortunately, there are ongoing delays in the process and instances whereby reviews have already been carried out prior to the Health Board being made aware. The Board Secretary agreed to establish if the protocol for a WAST Independent Member to attend the Public Board meetings is still in operation.	<a href="https://hduhb.nhs.wales/about-us/your-health-board/board-meetings-2022/board-agenda-and-papers-29th-september-2022/english/item-28-report-of-the-quality-safety-amp-experience-committee/">hduhb.nhs.wales/about-us/your-health-board/board-meetings-2022/board-agenda-and-papers-29th-september-2022/english/item-28-report-of-the-quality-safety-amp-experience-committee/</a>
QSEC	29/09/2022	2.8	Primary Care / TUEC	<b>Corporate Risks Assigned to QSEC:</b> Concern was raised regarding Risk 1027 - Delivery of integrated community and UEC, with the situation remaining at concerning levels of risk across the acute sites on a daily basis and agreed that this required escalation to Board for further discussion.	<a href="https://hduhb.nhs.wales/about-us/your-health-board/board-meetings-2022/board-agenda-and-papers-29th-september-2022/english/item-28-report-of-the-quality-safety-amp-experience-committee/">hduhb.nhs.wales/about-us/your-health-board/board-meetings-2022/board-agenda-and-papers-29th-september-2022/english/item-28-report-of-the-quality-safety-amp-experience-committee/</a>
QSEC	29/09/2022	2.8	Primary Care / TUEC	<b>Operational Quality, Safety and Experience Sub Committee:</b> The Sub-Committee noted mitigating actions such as GP calls/referrals being managed through the Same Day Emergency Care (SDEC), the Welsh Ambulance Service Trust (WAST) Direct Referral to SDEC and the further development of the SDEC model and recruitment into the frailty pathway.	<a href="https://hduhb.nhs.wales/about-us/your-health-board/board-meetings-2022/board-agenda-and-papers-29th-september-2022/english/item-28-report-of-the-quality-safety-amp-experience-committee/">hduhb.nhs.wales/about-us/your-health-board/board-meetings-2022/board-agenda-and-papers-29th-september-2022/english/item-28-report-of-the-quality-safety-amp-experience-committee/</a>



QSEC	26/01/2023	2.7 Primary Care / TUEC	<p><b>The Committee discussed Risk 1027:</b> Delivery of integrated community and acute unscheduled care services and noted concern that the impact of the pressures on the standard of services provided will become normalised and requested assurance that staff feel confident and comfortable escalating concerns if standards are not being met. Assurance was provided by the Director of Operations that an Emergency Department Oversight Group has been established to discuss and address daily challenges and risks, performance measures and discuss patient experience and the quality of care. Engagement from medical colleagues has been forthcoming and the Executive Team feel assured that colleagues feel comfortable raising concerns and readily provide feedback and formal processes are in place to raise concerns and log incidents via the Datix system if required.</p>	<a href="https://hduhb.nhs.wales/about-us/your-health-board/board-meetings-2023/board-agenda-and-papers-26-january-2023/board-agenda-and-papers-26-january-2023/item-27-report-of-the-quality-safety-and-experience-committeepdf/">hduhb.nhs.wales/about-us/your-health-board/board-meetings-2023/board-agenda-and-papers-26-january-2023/board-agenda-and-papers-26-january-2023/item-27-report-of-the-quality-safety-and-experience-committeepdf/</a>
QSEC	25/05/2023	2.7 Primary Care (GP OOH)	<p><b>CORPORATE RISKS ASSIGNED TO QSEC:</b> The Committee received the Corporate Risk report. Referring to Risk 129, Ability to deliver an Urgent Primary Care Out of Hours Service for Hywel Dda patients, discussion took place on whether the mitigating actions are sufficient to address the risk or whether the risk is linked to the wider system challenges being faced in the Unscheduled Emergency Care Department. The Director of Operations, reflecting that the risk is associated with workforce cover which has notably improved over the recent Easter weekend – possibly due to a revision to pension ‘caps’ which may have encouraged staff to take up more shifts – advised the Committee that planning will take place to develop the urgent Primary Care pathway.</p>	<a href="https://hduhb.nhs.wales/about-us/your-health-board/board-meetings-2023/board-agenda-and-papers-25-may-2023/board-agenda-and-papers-25-may-2023/item-2-7-report-of-the-quality-safety-and-experience-committee-pdf/">https://hduhb.nhs.wales/about-us/your-health-board/board-meetings-2023/board-agenda-and-papers-25-may-2023/board-agenda-and-papers-25-may-2023/item-2-7-report-of-the-quality-safety-and-experience-committee-pdf/</a>
ARAC	25/05/2023	2.6 Primary Care	<p>General Medical Services (GMS) PPV Update – also received was a GMS PPV Update report, with the Committee noting the information contained therein, including the risks in relation to Post Payment Verification, and the plan in mitigation that NWSSP has committed to implement.</p>	<a href="https://hduhb.nhs.wales/about-us/your-health-board/board-meetings-2023/board-agenda-and-papers-25-may-2023/board-agenda-and-papers-25-may-2023/item-2-6-report-of-the-audit-and-risk-assurance-committee-pdf/">https://hduhb.nhs.wales/about-us/your-health-board/board-meetings-2023/board-agenda-and-papers-25-may-2023/board-agenda-and-papers-25-may-2023/item-2-6-report-of-the-audit-and-risk-assurance-committee-pdf/</a>

REGIONAL POPULATION PLANS

Plan & Date	Vision/ Objective	Work Plans/ Programmes
<p>WWRPB West Wales Area Plan Area Plan <a href="#">West-Wales-Area-Plan-2023-28 (1) (1).pdf</a></p>	<p>The RPB must ensure that Local Authority and Health Board partners work together to respond to the needs of their population and implement joint area plans, in an integrated manner, based on the themes within its population assessments.</p>	<ul style="list-style-type: none"> <li>• Supporting People to Manage their own Wellbeing.</li> <li>• Supporting People closer to home</li> <li>• Have the right services to meet demand</li> <li>• Having the Workforce we Need</li> <li>• Planning and delivering our services with the people who use them</li> <li>• Ensure the Regional Partnership Board is Effective</li> </ul>
<p>Well-being Plan for Pembrokeshire <a href="#">Well-being Plan for Pembrokeshire - Pembrokeshire County Council 2023-28</a></p>	<ul style="list-style-type: none"> <li>• Support growth, jobs and prosperity and enable the transition to a more sustainable and greener economy</li> <li>• Work with our communities to reduce inequalities and improve well-being</li> <li>• Promote and support initiatives to deliver decarbonisation, manage climate adaptation and tackle the nature emergency</li> <li>• Enable safe, connected, resourceful and diverse communities</li> </ul>	<ul style="list-style-type: none"> <li>• Reducing Poverty and Inequalities</li> <li>• Strengthening Communities</li> <li>• Biodiversity and the Nature Emergency</li> <li>• Climate adaptation</li> <li>• Decarbonisation and Net Zero. Building a sustainable, fair and green economy</li> </ul>
<p>Carmarthenshire Well-being Plan <a href="#">Carmarthenshire psb-well-being-plan.pdf 2023-28</a></p>	<p>Carmarthenshire PSB Vision: '...a prosperous county with a well-educated and skilled workforce where opportunities exist for all. Everyone will be able to reach their full potential, therefore reducing poverty and deprivation. Funding opportunities will be</p>	<ul style="list-style-type: none"> <li>• Ensuring a sustainable economy and fair employment</li> <li>• Improving well-being and reducing health inequalities</li> <li>• Responding to the climate and nature emergencies</li> <li>• Tackling poverty and its impacts</li> </ul>

	<p>maximised, and our young people will be given the best possible opportunities to innovate and lead in our communities.</p>	<ul style="list-style-type: none"> <li>• Helping to create bilingual, safe and diverse communities.</li> </ul>
<p>Ceredigion Local Wellbeing Plan  <a href="#">ceredigion-local-well-being-plan-2023-28.pdf</a></p>	<p>Four wellbeing pillars:</p> <ol style="list-style-type: none"> <li>1. economic,</li> <li>2. social,</li> <li>3. environmental,</li> <li>4. cultural wellbeing</li> </ol>	<ul style="list-style-type: none"> <li>• Economic Wellbeing: We will work together to achieve a sustainable economy that benefits local people and builds on the strengths of Ceredigion.</li> <li>• Social Wellbeing: We will work together to reduce inequalities in our communities and use social and green solutions to improve physical and mental health.</li> <li>• Environmental Wellbeing: We will work together to deliver decarbonisation initiatives within Ceredigion to protect and enhance our natural resources.</li> <li>• Cultural Wellbeing: We will work together to enable communities to feel safe and connected and will promote cultural diversity and increase opportunities to use the Welsh language</li> </ul>
<p>ARCH  West Wales  Population  Needs Assessment  2023-28</p>	<p>Key Findings from the Population Assessment:  There is a 'twin challenge' of a growing population of people who are more likely to require care and support amidst a declining working age population</p>	<ul style="list-style-type: none"> <li>• Access to services – both time, place and recognising the additional needs of people with protected characteristic</li> <li>• 2. Assessment and diagnosis – to address the information and support requirements of people awaiting diagnosis and/or treatment</li> <li>• 3. Communication – both the quality and availability of information, advice and assistance, as well as improving communication sharing between organisations and professional groups.</li> </ul>

		<ul style="list-style-type: none"> <li>• 4. Use of Digital Technology – maximise the use of technology in all aspects of health and care, and build on the good progress made during the COVID pandemic</li> <li>• 5. Co-production – ensuring it is a key principle in the design and delivery of services.</li> <li>• 6. Prevention &amp; Wellbeing – improve the link between prevention and wellbeing - ensuring preventative services can ‘step up’ to statutory services when people’s needs and support people to become more resilient and manage their own conditions.</li> <li>• 7. Supporting our Workforce -ensuring we have sufficient workforce across our health and social care system in West Wales and support and develop our existing staff.</li> <li>• 8. Transition - supporting a smooth transition from child to adult services that provides seamless support to young people and their families.</li> <li>• 9. Voice and control - putting the individual and their needs, at the centre of their care is a guiding principle of the Social Services and Wellbeing Act.</li> <li>• 10. Welsh language – ensuring that of the ‘active offer’, is a continuing priority for those needing care and support in West Wales</li> </ul>
--	--	---

ALL WALES STRATEGIC DIRECTION

- *A Healthier Wales Our Plan for Health and Social Care*

In 2018 Welsh Government set out its strategic intent for Health and Care services.

*A Healthier Wales: Our Plan for Health and Social Care* stated:

*“Our vision is that everyone in Wales should have longer healthier and happier lives, able to remain active and independent, in their own homes, for as long as possible.*

The strategy aimed to enable a whole-system approach to planning and delivering health and social care services, with a focus on prevention and early intervention. The plan is focussed on a person-centred approach to providing services, closer to home. A key aim was to limit the care and treatment in acute settings to essential services only, and shift resources and focus to community services.

The *Quadruple Aim* is a core principle underpinning the plan, and reinforces the key drivers that should underpin service transformation:

1. Improved population health and wellbeing;
2. Better quality and more accessible health and social care services;
3. Higher value health and social care; and
4. A motivated and sustainable health and social care workforce.

- *The Strategic Programme for Primary Care (2019)*

The Primary Care Model for Wales (PCMW) was developed to take forward the key themes in *A Healthier Wales* around the delivery of accessible, local health and wellbeing services. The main drivers of the model include place-based care, care closer to home and a focus on a multi-professional workforce.

[primarycareone.nhs.wales/files/pacesetter-projects-2018-2020/primary-care-model-for-wales-pdf/](https://primarycareone.nhs.wales/files/pacesetter-projects-2018-2020/primary-care-model-for-wales-pdf/) PCMW identifies clusters as a key component of the programme as a vehicle for ensuring better co-ordinated to, locality needs driven service provision.

The PCMW identified 13 key aims that are required for the successful

1. An informed public
2. Empowered communities
3. Support for well-being, prevention & self-care
4. Local services
5. Seamless working
6. Safe & effective call handling, signposting & triage
7. Quality out-of-hours care
8. Directly accessed services
9. Integrated care for people with multiple care needs
10. Cluster estates & facilities support multi-professional working
11. Cluster IT systems enable cluster communications & data sharing
12. Ease of access to community diagnostics supporting high quality care
13. Finance systems designed to drive whole-system transformative change

- *Transforming Urgent and Emergency Care (TUEC) Programme 2021 – 26*  
The TUEC programme was developed to provide Health, Social Care, independent and third sector partners with a Wales-wide model for the delivery of the right care, in the right place, first time for physical and mental health services. It is built upon six goals that underpin the objective and incorporate the PCMW and the strategic intent set out in *A Healthier Wales*.

The six goals are:

1. Co-ordination planning and support for populations at greater risk of needing urgent or emergency care
2. Signposting people with urgent care needs to the right place, first time
3. Clinically safe alternatives to admission to hospital
4. Rapid response in a physical or mental health crisis
5. Optimal hospital care and discharge practice from the point of admission
6. Home first approach and reduce the risk of readmission



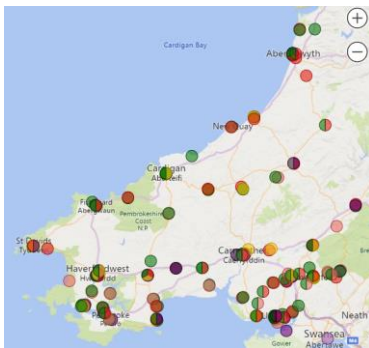
# Primary Care Data 2022/23



# Primary Care 2022/23

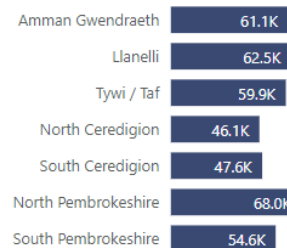
## Current Providers

- **265** Primary Care providers
- **45** Dental contracts
- **7** Community Dental Services
- **48** GMS practices, Operating out of **65** locations
- **67** Optometry contracts (of which **22** provide Domiciliary care)
- **96** Community Pharmacies
- The Out of Hours service operates out of **5** locations across the Hywel Dda area



## Patients

- Supporting **399,893** patients who registered with a GP across 7 clusters, plus, those needing care who **travel in and out** of the area
- **North Pembrokeshire** has the largest population, and **North Ceredigion** has the smallest population.
- 25.2% of patients are aged 65+



## Workforce

- General Medical Services: **273** FTE GPs; **144** FTE Nurses; **118** FTE staff providing Direct Patient Care; and **478** FTE support staff
- Community Pharmacy and Dental workforce data is not available
- Optometry workforce data will be available in 2024/25
- Community Dental Service: **7.4** FTE Dentists; **1.6** FTE Dental Therapists; **15** FTE Dental Nurses
- Out of Hours: Approximate figures **25** FTE clinical cover; **30** FTE support staff



## Community Pharmacy

- **10.2m** prescriptions dispensed
- **32,412** Common Ailment Service consultations
- **3,752** Emergency Contraception consultations
- **21,625** Emergency Medication supplies
- **20,307** Flu vaccinations
- **5,834** Covid vaccinations
- **6,941** Independent Prescribing consultations
- **470** Triage and Treat consultations
- A **new** UTI service was developed
- **53%** of (51) pharmacies are open on Saturday
- **9%** of (9) pharmacies are open on Sunday



- **349** Temporary closures reported

## General Medical Services (GPs)

- **2.5m** appointments (**61%** being face to face; **38%** urgent; **66%** with a GP / IP)
- **88,645** Covid vaccinations
- **£7.3m** spend on Supplementary and Unified Services including investment of **£500k** for additional capacity and **£1.1m** supporting the Covid vaccination programme



## Out of Hours

- **48,168** out of hours calls received through 111 and direct calls

- Development of a proof-of-concept activity dashboard for Managed Practices.
- Governance: **All** practices have completed an Annual Return, Clinical Governance self-assessment and the Information Governance toolkit. **12** practices participated in a clinical governance visit. **All** (5) dispensing practices participated in a quality assurance visit

## Dental

- **7,812** mid-week and **1,611** out-of-hours urgent dental appointments
- Approximately **17,300** new and **73,400** existing patients seen in GDS
- **55%** received Band 1 care (e.g. examination), **27%** received Band 2 care (e.g. filling), **3%** received Band 3 care (e.g. dentures) and **14%** received Urgent care
- **55,120** received preventative care (e.g. fluoride varnish)
- **984** referrals from Dentists to the Community Dental Service team for special care dentistry and paediatric general anaesthetic assessment. Plus approx. **600** new patient referrals from elsewhere for assessment and treatment



## Optometry

- **28,463** Eye Health Examination Wales (EHEW) appointments
- **33,881** general ophthalmic services (GOS) claims
- **2,176** acute prescribing (IPOS) appointments
- **1,027** Diabetic Retinopathy and **461** wet age-related macular degeneration (WAMD) appointments, therefore avoiding contact with Secondary Care
- A **new** Glaucoma service was developed



# Purpose



The purpose of this document is to provide an overview of Primary Care Services using available data sources. This report supports the development of the Primary Care Issues Paper, and the development of the Primary Care Strategy. The Primary Care Strategy is part of an overarching review of clinical services planning across a number of clinical areas within the health board.

This report is limited to the data available to us. Due to the contractual nature of Primary Care Services, much of the data is located with the contractor (i.e. on their own IT systems), and therefore we have limited sight of the totality of activity undertaken. Most of the data available to us is derived from financial claims or contractual monitoring data sources.

This report analysis data available for 5 services, being:

- Community Pharmacy
- General Medical Services
- Out of Hours
- Dental
- Optom

Most of the service specific charts present data in a similar method, the **Chart Guide** on the next page explains this further.

A key to data sources used in this report can be found below.

## Data Source Key

- **Adastra** – Clinical Patient Management Software
- **BSA** – Business Services Authority
- **Consultant Connect** – Telemedicine Provider
- **Covid-19 Datahub** – Covid-19 Datahub (Digital Health and Care Wales)
- **Forms** – Forms submitted by contractors or services for claims, appointments or changes of service directly to the Health Board
- **NWSSP** – NHS Wales Shared Services Partnership
- **PCIP** – Primary Care Information Portal (Digital Health and Care Wales)

# Chart Guide

**Trend:** monthly or quarterly provision for a 5-year period, including the current year up to December 2023

**Service Name:** the name of the service provider, followed by a short description of the service being provided

**Cluster proportions:** provision per 1,000 registered patients by cluster. Data filtered to 2022/23

**Year on Year comparison:** annualised provision for a 5-year period, including the current year up to December 2023. In this pack the year 22/23 will have been selected, which will filter data on all other charts on the page (except those showing 'Over Time' data) to the year 22/23

**Service Specific Data:** if available, other service specific data. Data filtered to 2022/23

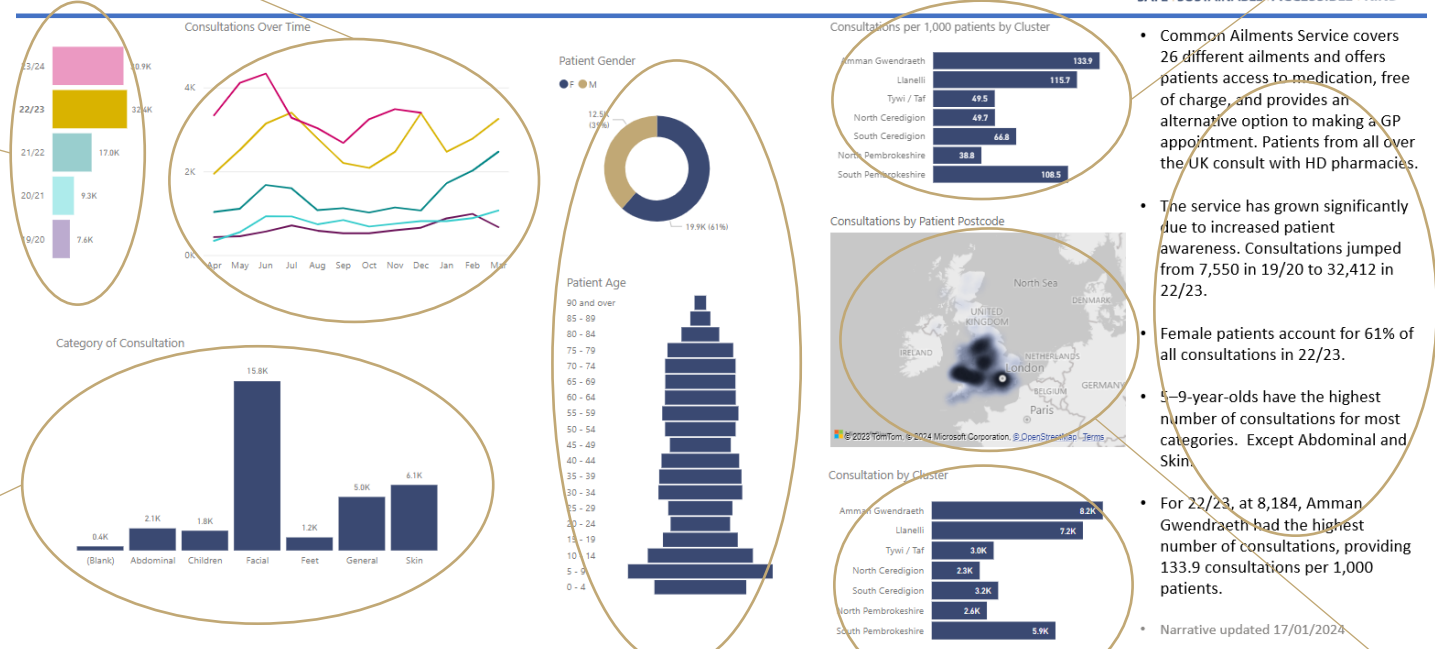
**Demographics:** if available, gender split and an age profile. Data filtered to 2022/23

**Cluster volume:** provision by cluster. Data filtered to 2022/23

**Narrative:** a written description of the data presentation, including other relevant information

**Heat map / Shape map:** if available provision is mapped based on patient location using a heat map. Alternatively on provider location (County level) using a shape map. Data filtered to 2022/23

## Community Pharmacy – Common Ailments Service

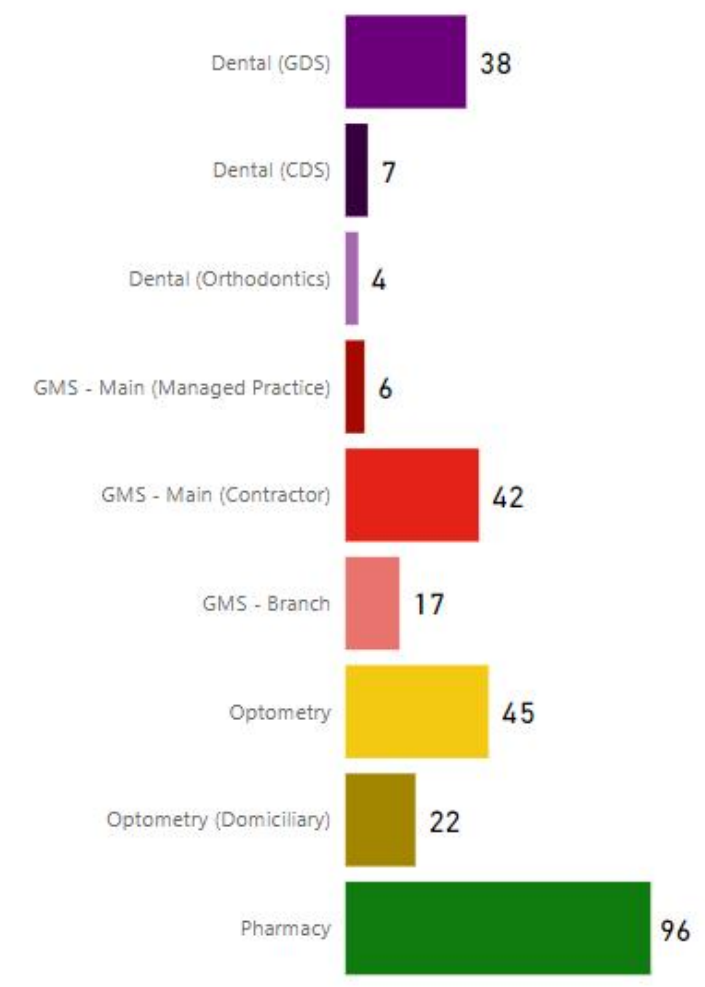


- Common Ailments Service covers 26 different ailments and offers patients access to medication, free of charge, and provides an alternative option to making a GP appointment. Patients from all over the UK consult with HD pharmacies.
- The service has grown significantly due to increased patient awareness. Consultations jumped from 7,550 in 19/20 to 32,412 in 22/23.
- Female patients account for 61% of all consultations in 22/23.
- 5-9-year-olds have the highest number of consultations for most categories. Except Abdominal and Skin.
- For 22/23, at 8,184, Amman Gwendraeth had the highest number of consultations, providing 133.9 consultations per 1,000 patients.
- Narrative updated 17/01/2024

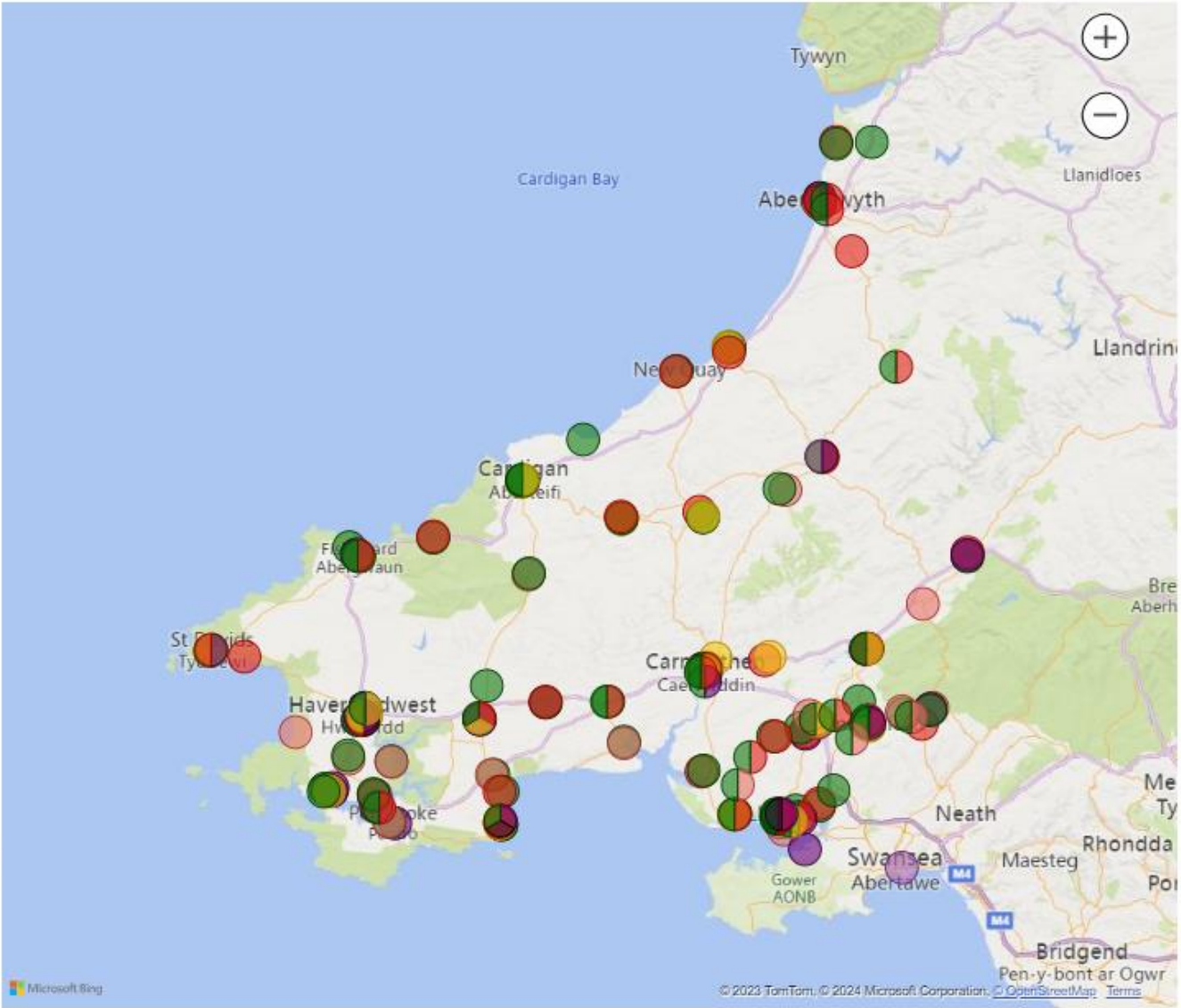


# Primary Care Contractors & Health Board Provisions

Data Source: NWSSP



• Domiciliary Care will not appear on the map as it is not bound to a Postcode.



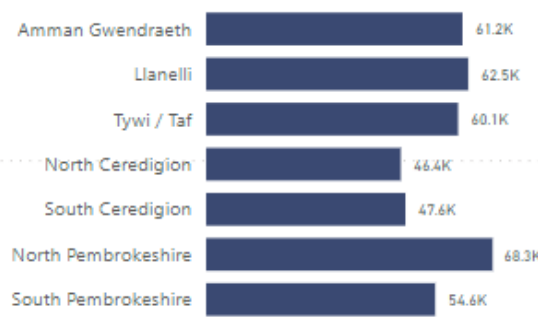
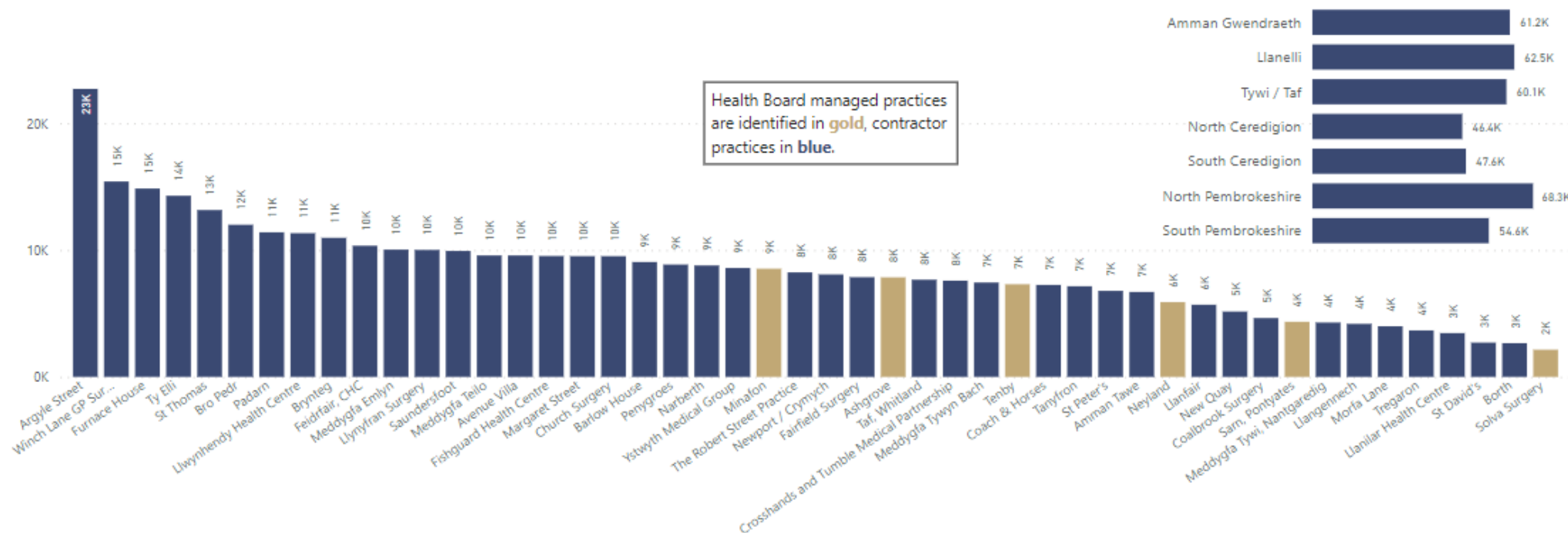
- A total of 247 Primary Care contractors and 13 Managed HB provisions.
- 38 General Dental contractors.
- 7 Community Dental Services that are Managed by the Health Board.
- 4 Orthodontic contractors.
- 42 GMS contractors, and 6 GMS practices that are Managed by the Health Board. Operating out of 65 locations.
- 45 Optometric contractors, and 22 Optometric Domiciliary contractors.
- 96 Community Pharmacy contracts.
- Narrative updated 19/01/2024

# Patients Registered with a GP Practice

Data Source: NWSSP



- 400k patients were registered with a GP in October 2023.
- The list size was stable to 2016, then increased steadily to 2021. Between July 2021 and January 2023 there was a steep incline.

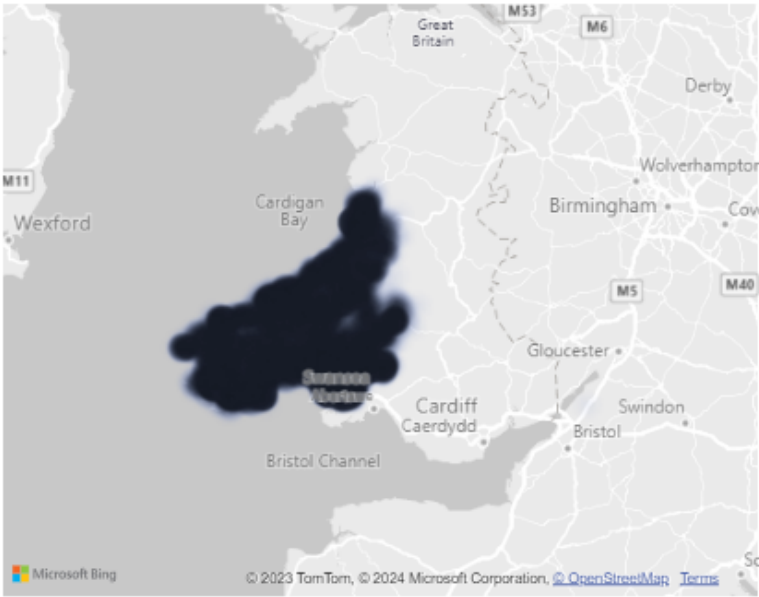
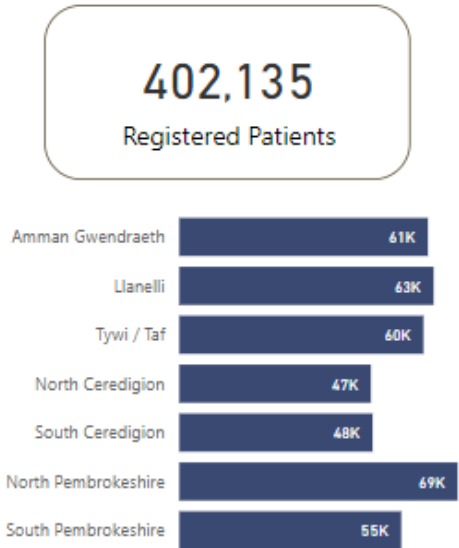


- North Pembrokeshire is the largest cluster & North Ceredigion the smallest cluster by population.
- Argyle Street is the largest GP practice & Solva is the smallest GP practice by population.
- The average contractor list size is 8,683. The average Managed Practice list size (identified in gold) is 6,013.
- Narrative updated 23/11/2023

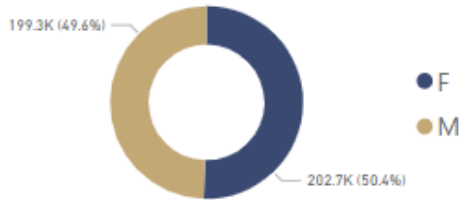


# Patient Demographics

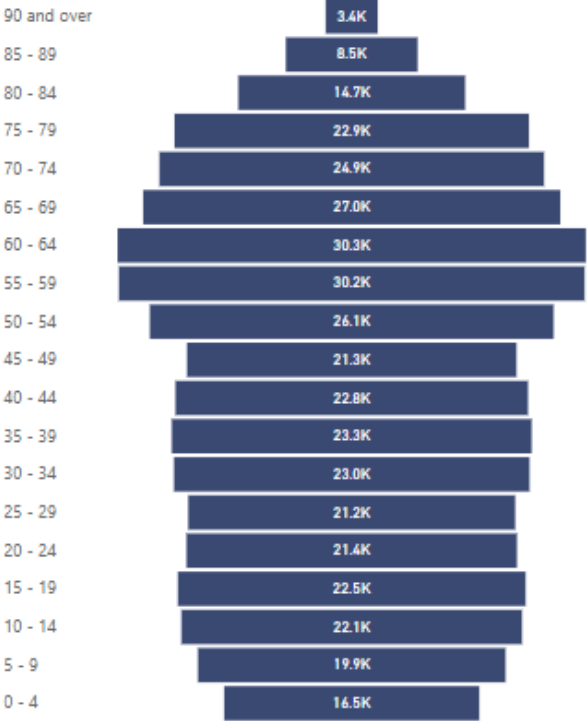
Data Source: NWSSP



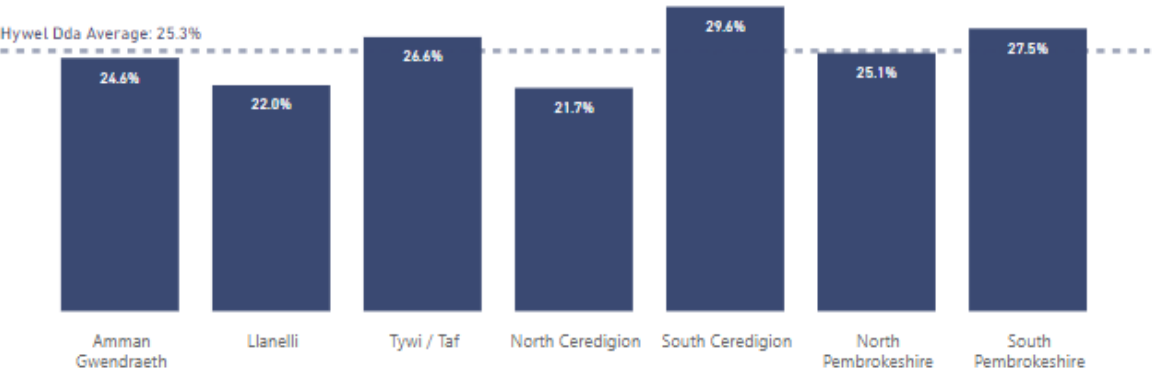
Patient Gender



Patient Age



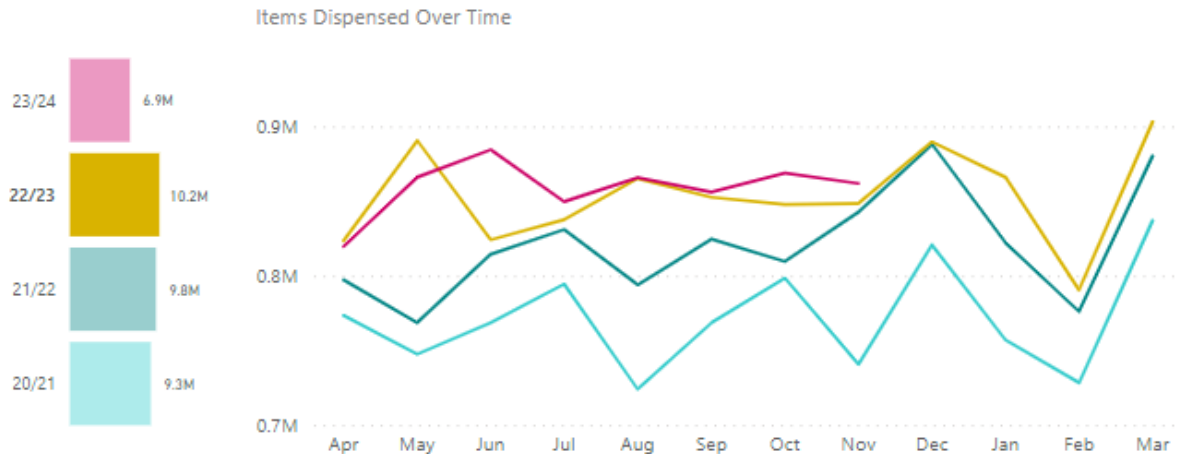
Percentage of patients aged 65+ by Cluster



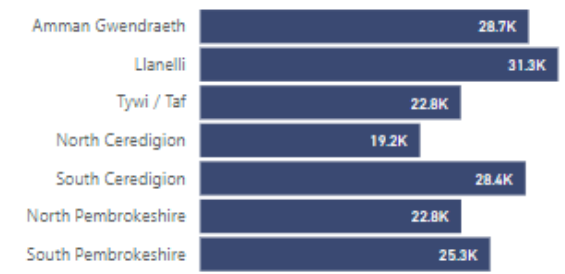
- 402,135 patients were registered with a GP in October 2023. The map shows the population spread.
- An even split between male and female patients, 25.3% of patients are aged 65 and over.
- Overall, the age profile shows an ageing population and fewer in its younger age groups. This is more pronounced in South Ceredigion. Less so in Llanelli.
- In North Ceredigion we see the impact of the student population.
- Narrative updated 30/11/2023.

# Community Pharmacy – Dispensed Items

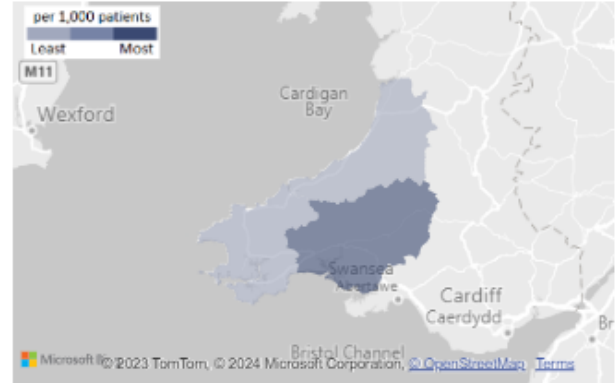
Data Source: NWSSP



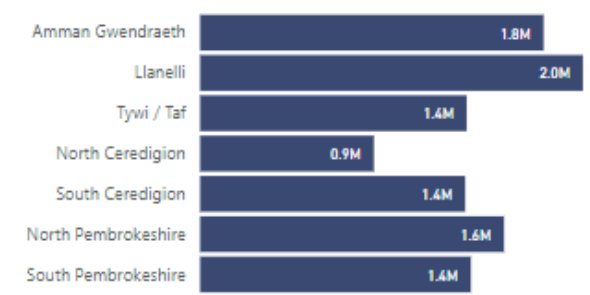
Items Dispensed per 1,000 patients by Cluster



Items Dispensed per 1,000 patients by County



Items Dispensed by Cluster



- Community Pharmacies dispense NHS prescriptions.
- Dispensed items continue to increase year on year.
- In 2022/23 the average items dispensed per patient was 25.6.
- Llanelli had the highest number of dispensed items per 1,000 patient at 31.3k (or 31 items per patient).
- Narrative updated 18/01/2024

23.4

20/21

24.8

21/22

25.6

22/23

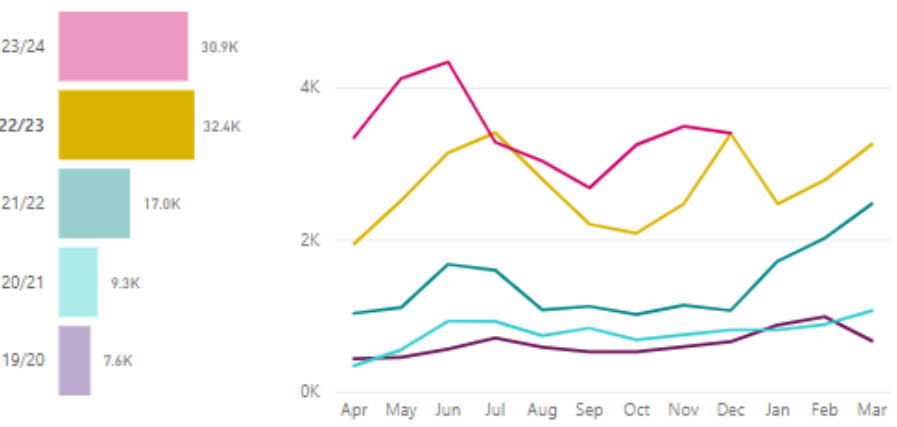
17.1

23/24

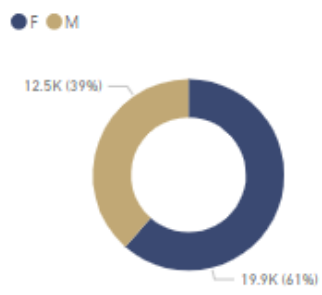
# Community Pharmacy – Common Ailments Service

Data Source: NWSSP

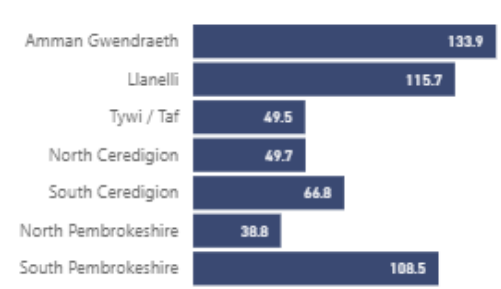
Consultations Over Time



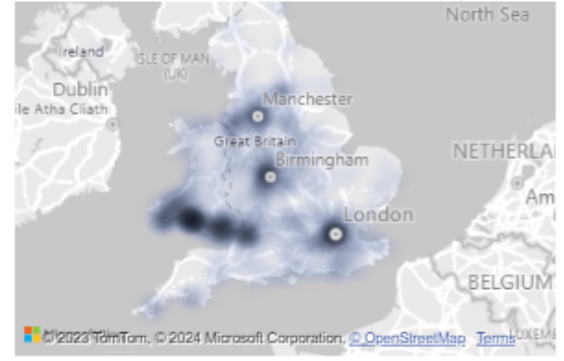
Patient Gender



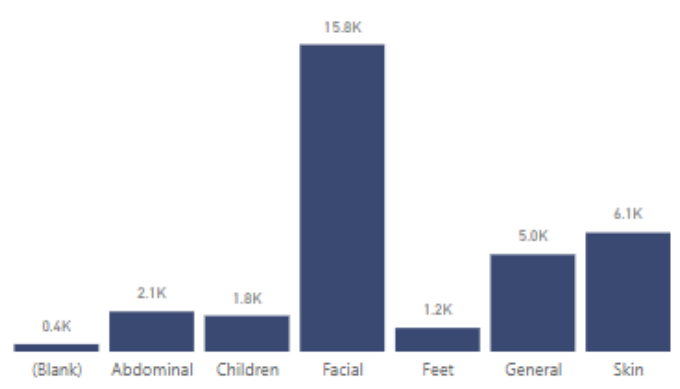
Consultations per 1,000 patients by Cluster




Consultations by Patient Postcode



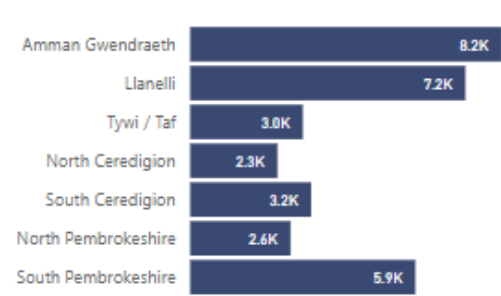
Category of Consultation



Patient Age



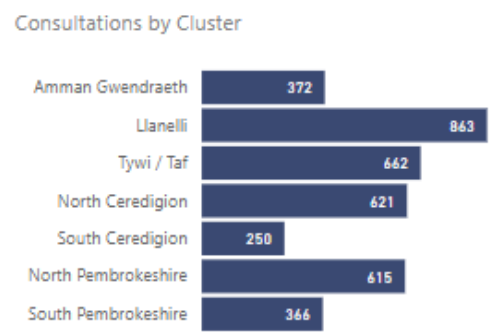
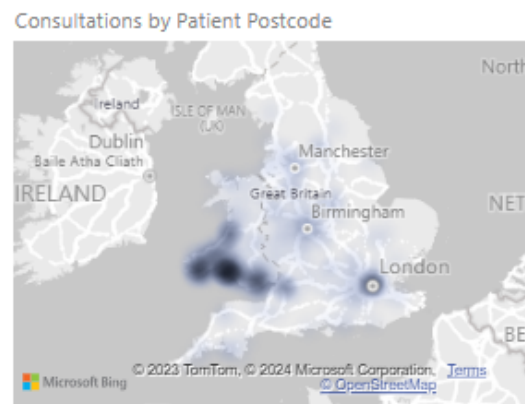
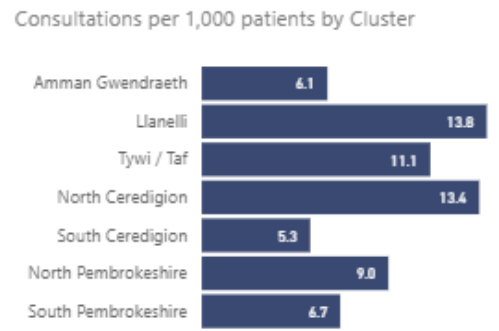
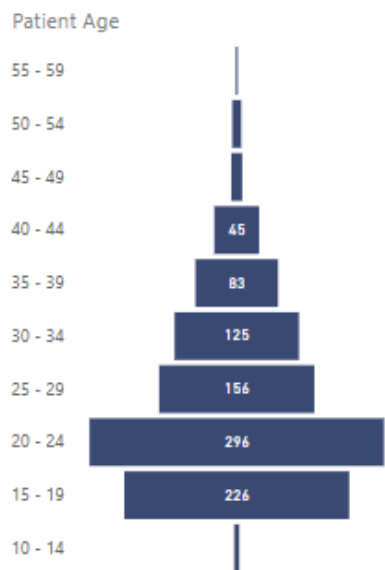
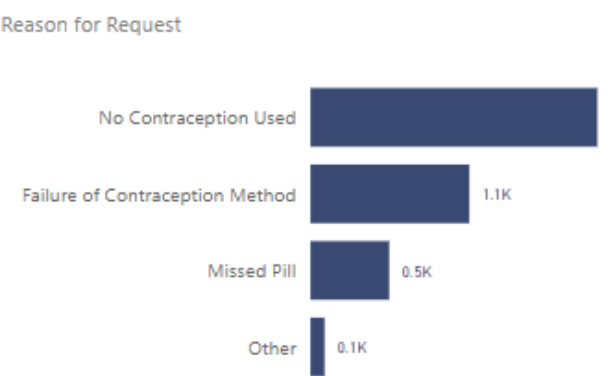
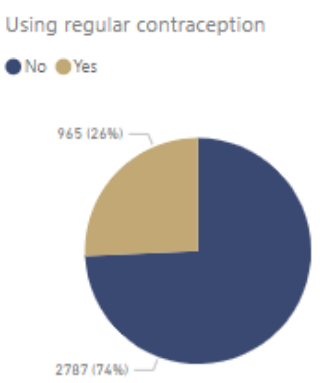
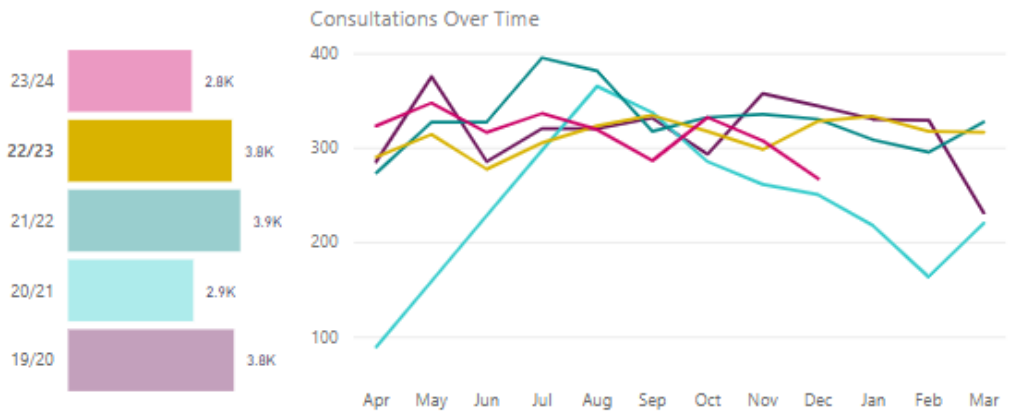
Consultation by Cluster



- Common Ailments Service covers 26 different ailments and offers patients access to medication, free of charge, and provides an alternative option to making a GP appointment. Patients from all over the UK consult with HD pharmacies.
- The service has grown significantly due to increased patient awareness. Consultations jumped from 7,550 in 19/20 to 32,412 in 22/23.
- Female patients account for 61% of all consultations in 22/23.
- 5–9-year-olds have the highest number of consultations for most categories. Except Abdominal and Skin.
- For 22/23, at 8,184, Amman Gwendraeth had the highest number of consultations, providing 133.9 consultations per 1,000 patients.
- Narrative updated 17/01/2024

# Community Pharmacy – Emergency Contraception

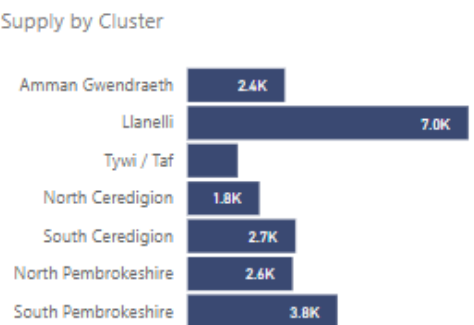
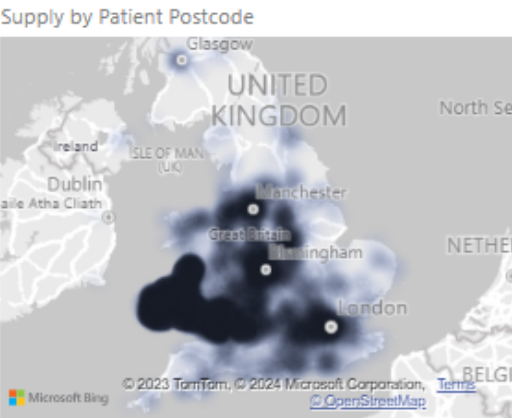
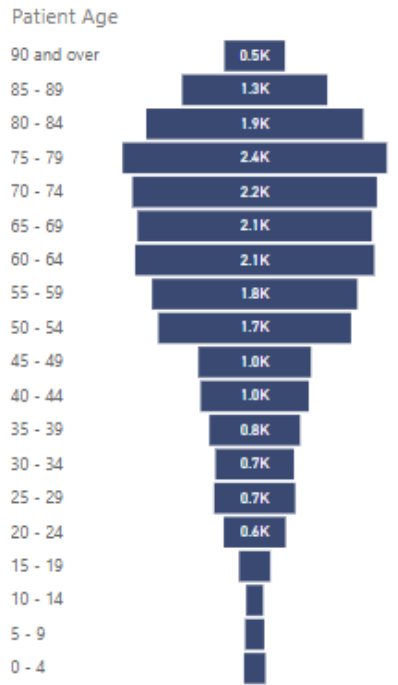
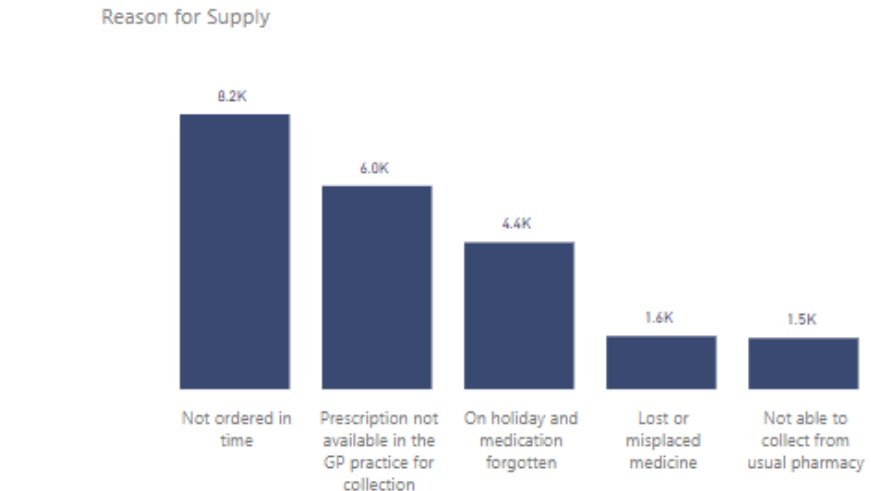
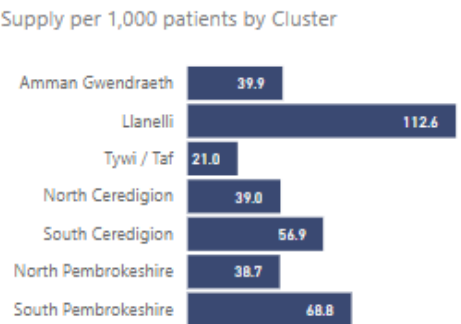
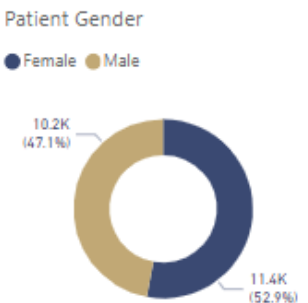
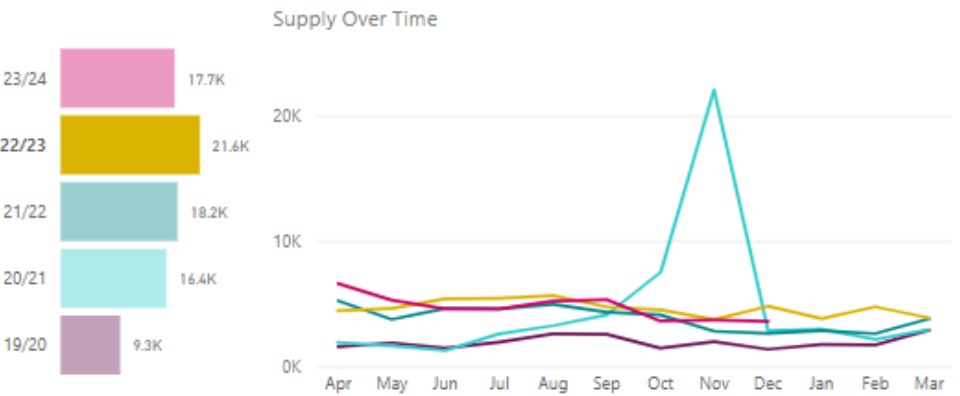
Data Source: NWSSP



- The Pharmacist will complete a consultation and issue the emergency medication free of charge. Patients from all over the UK consult with HD pharmacies.
- 2021/22 had the highest level of consultations at 3,947.
- In 2022/23 20–24-year-olds have the highest number of consultations.
- In 2022/23 74% of consultations indicate regular contraception is not being used.
- In 2022/23 Llanelli at 13.8 see the highest number of consultations per 1,000 patients.
- South Ceredigion at 5.3 see the lowest number of consultations per 1,000 patients.
- Narrative updated 18/01/2024

# Community Pharmacy – Emergency Medicine Supply

Data Source: NWSSP

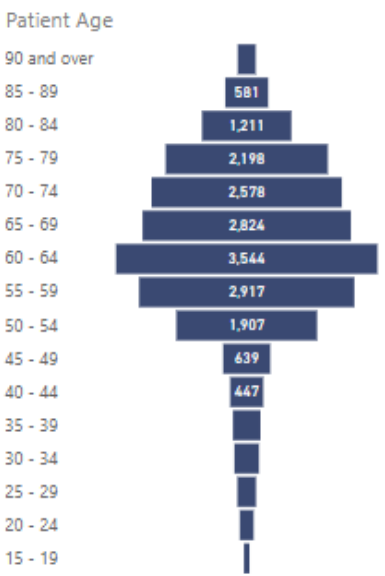
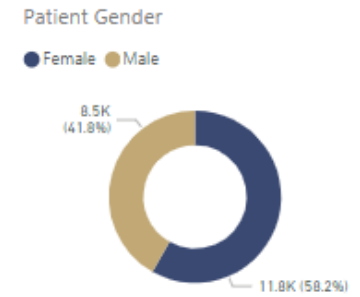
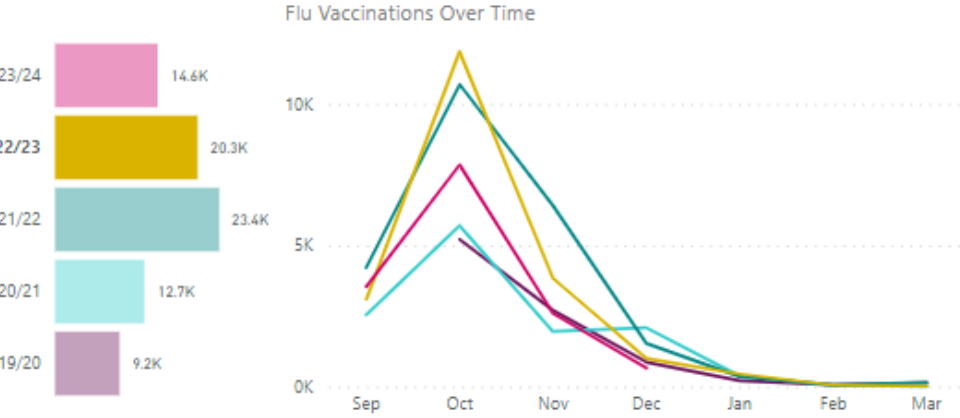


- This service provides an emergency supply for medication that is on repeat and is not a controlled drug. We are working with Pharmacies and GP surgeries where a high number of emergency supplies are issued.
- The sharp rise in November 2020 was due to the temporary closure of a GP practice during the Covid pandemic.
- Requests are in the main from patients aged 50+.
- The Llanelli cluster has the highest demand per 1,000 patients. In 2022/23 the gap widened with Llanelli providing on average 112.6 per 1,000 patients, the second highest being South Pembrokeshire with an average of 68.8.
- The highest reason for supply was due to medicine not being ordered on time.
- Narrative updated 17/01/2024

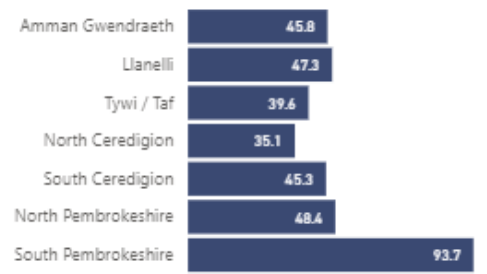


# Community Pharmacy – Flu

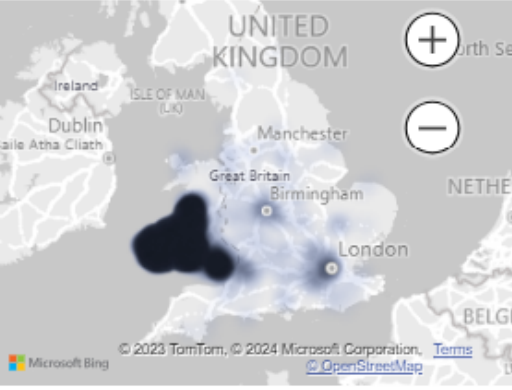
Data Source: NWSSP



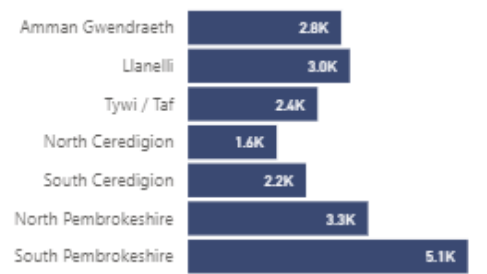
Flu Vaccinations per 1,000 patients by Cluster



Flu Vaccinations by Patient Postcode



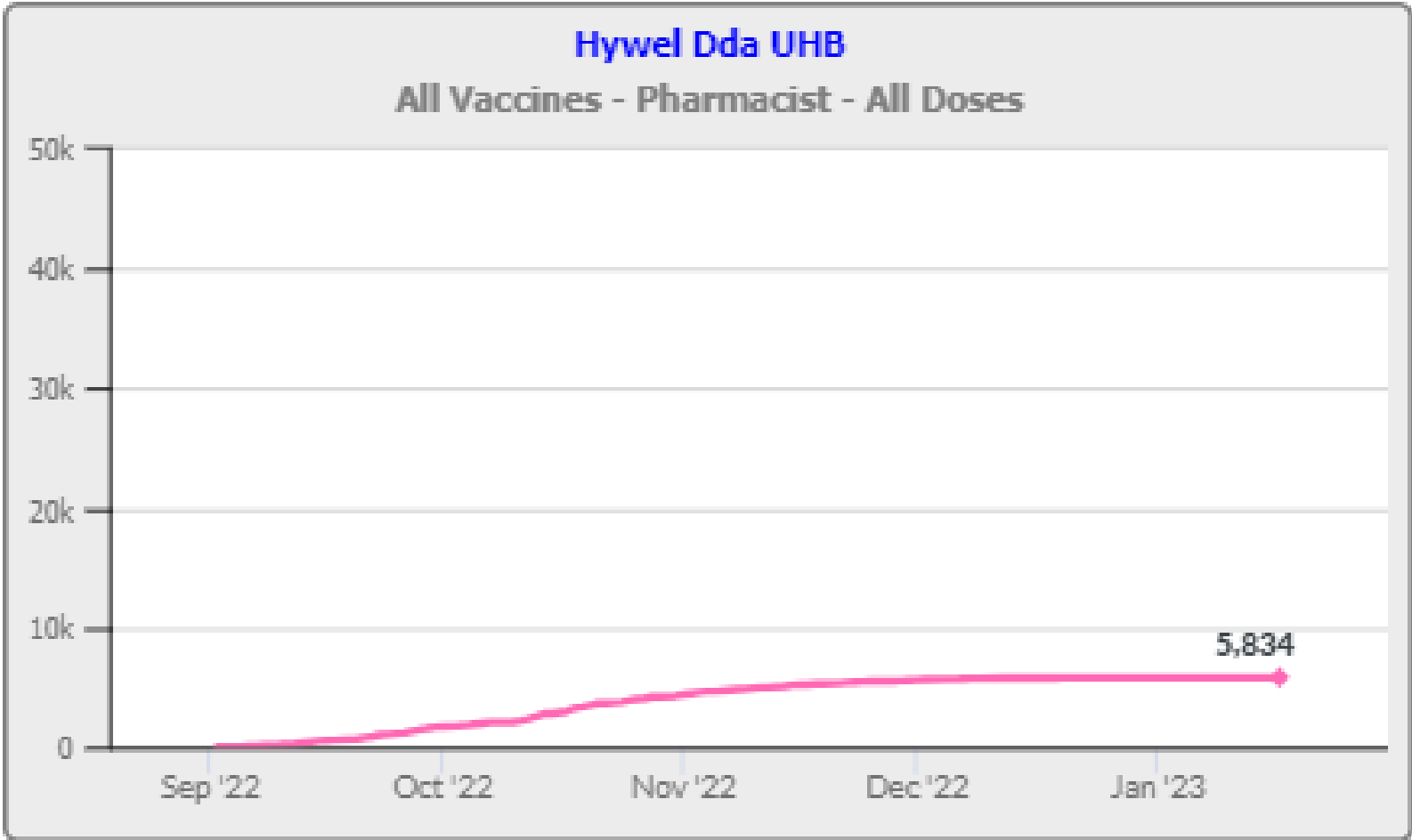
Flu Vaccinations by Cluster



- Flu vaccines are available to over 65-year-olds in Community Pharmacies. Many pharmacies offer a walk-in service as well as pre-bookable appointments. Pharmacists and Pharmacy technicians can be accredited to deliver flu vaccinations.
- Flu vaccines are delivered in the Autumn season
- In 2022/23 female patients account for just under 60% of Flu vaccinations.
- There was a significant increase in Flu vaccinations in 2021/22.
- In 2022/23 Flu vaccinations delivered in Community Pharmacy decreased but was still higher than pre pandemic levels.
- In 2022/23 South Pembrokeshire has the highest number of vaccinations per 1,000 patients at 93.7.
- Narrative updated 18/01/2024

# Community Pharmacy – Covid Vaccine

Data Source: Covid-19 Datahub

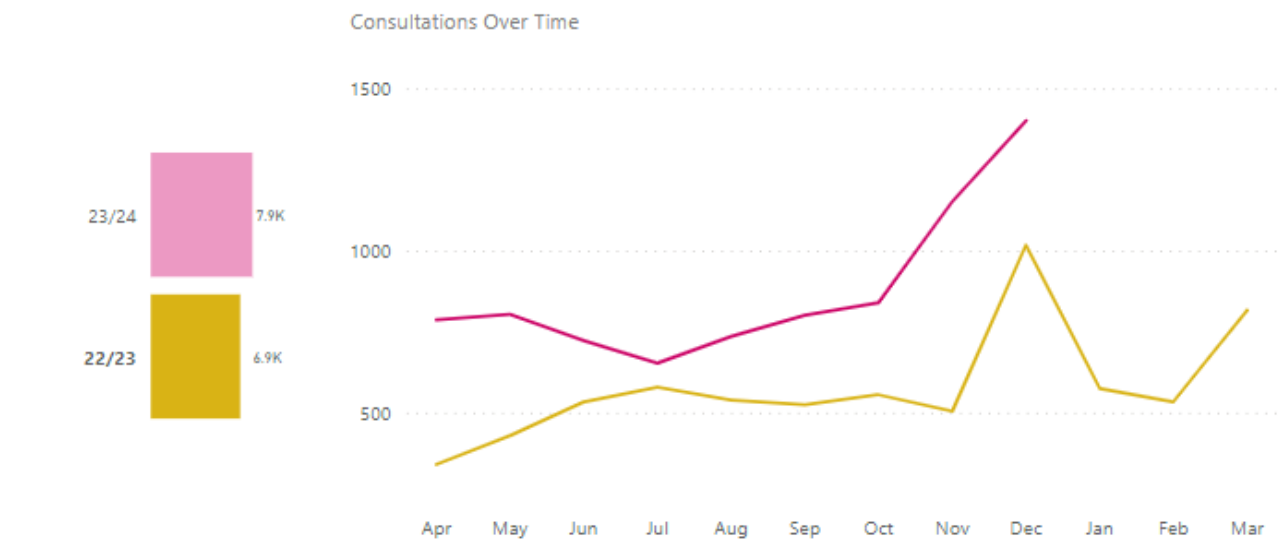


- Covid vaccinations are available in a select number of locally commissioned Community Pharmacies across Hywel Dda. Many pharmacies offer a walk-in service as well a pre-bookable appointments.
- 5,834 Covid vaccinations were given by pharmacist in 2022/23.
- Narrative updated 18/01/2024

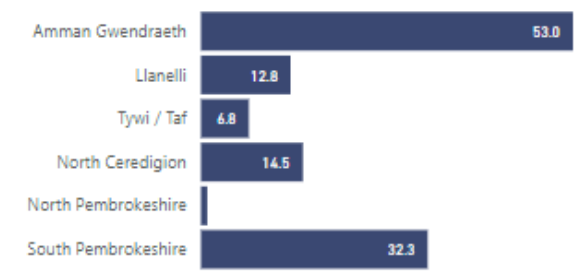


# Community Pharmacy – Independent Prescribing Service

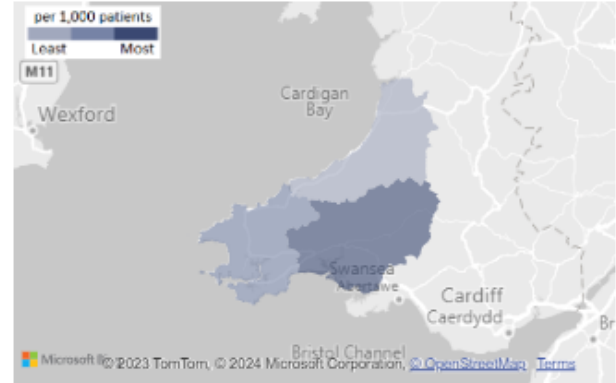
Data Source: NWSSP



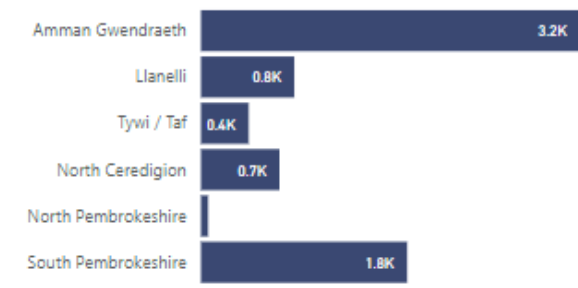
Consultations per 1,000 patients by Cluster



Consultations per 1,000 patients by County



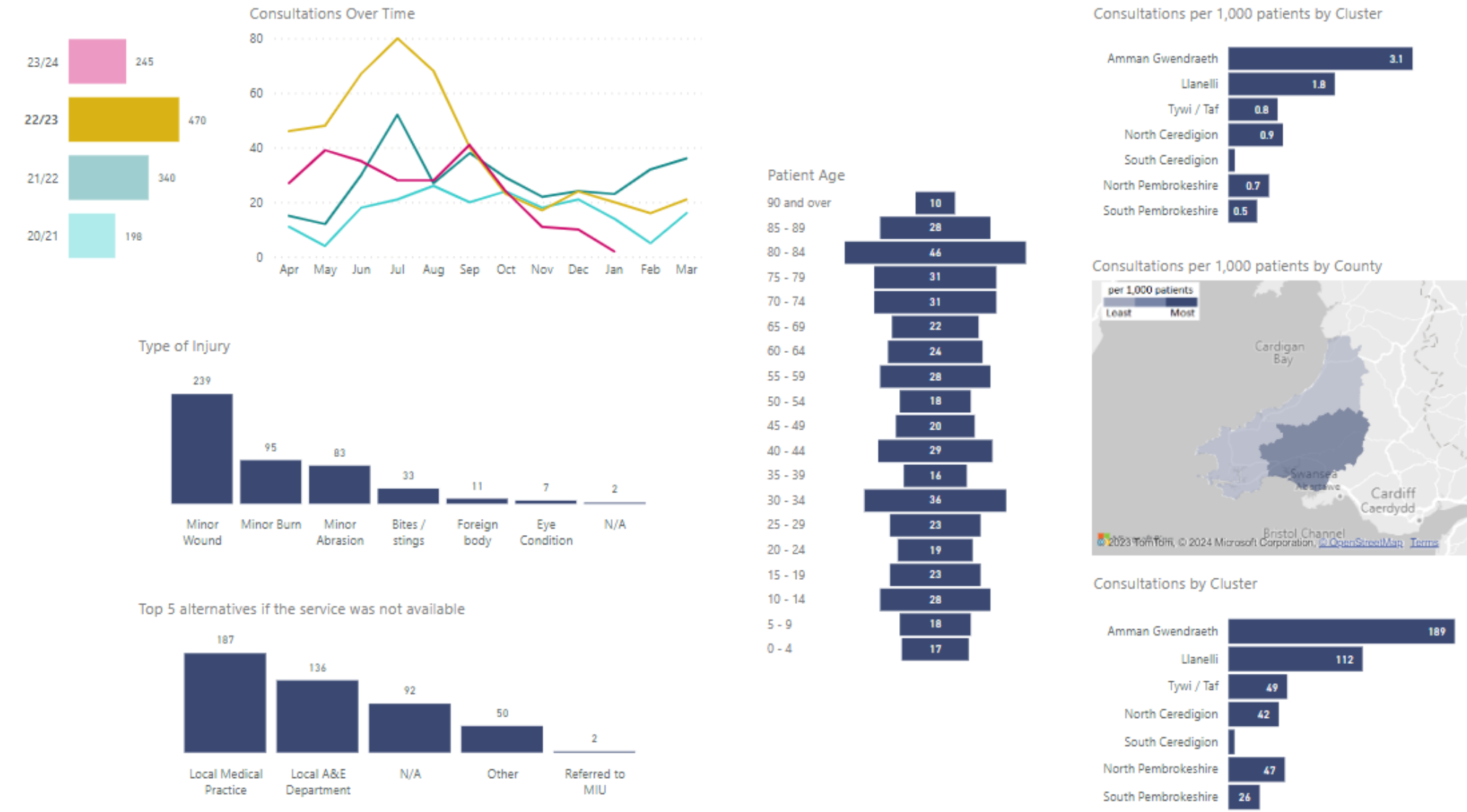
Consultations by Cluster



- A relatively new and growing service allowing appropriately trained pharmacists to prescribe and dispense medication within their scope of practice, therefore avoiding GP appointments. All details are recorded and shared with the patient's GP surgery.
- From 2026, all graduating Pharmacists from University will be independent prescribers.
- In 2022/23 there were 6,941 consultations.
- Provision is increasing in 2023/24.
- In 2022/23 Amman Gwendraeth has the highest number of consultations per 1,000 patients at 53.0.
- Narrative updated 18/01/2024

# Community Pharmacy – Triage & Treat


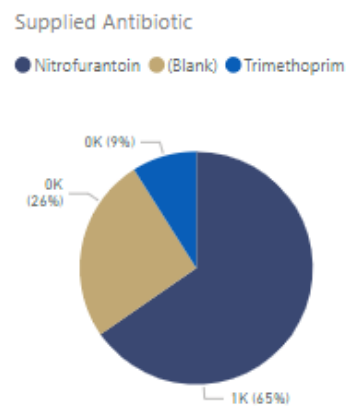
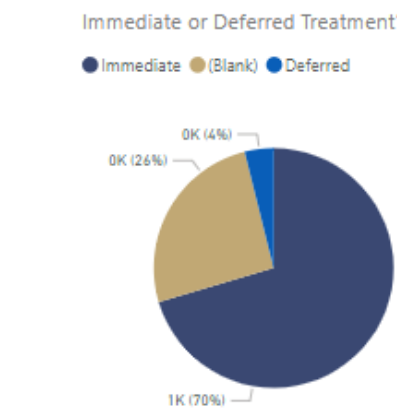
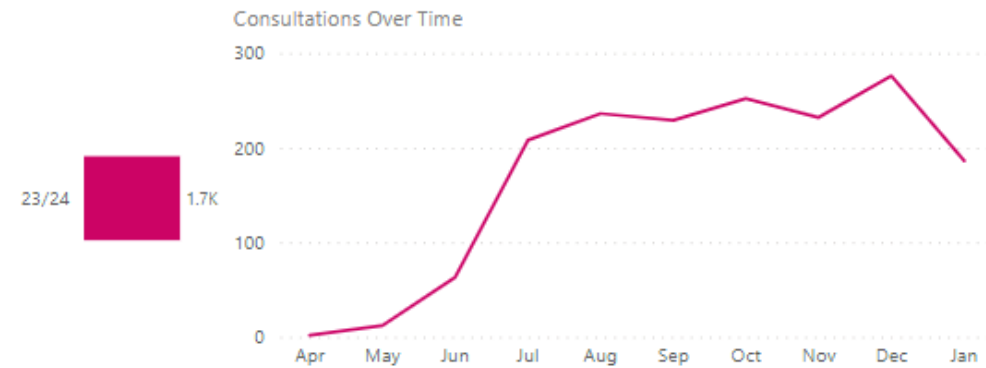
Data Source: Contractor Claim Forms



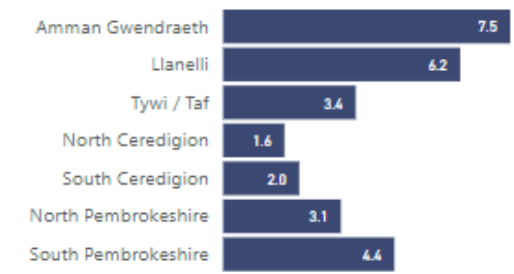
- A local service, only available in Hywel Dda treating patients with minor injuries such as cuts, burns and bites.
- In 2022/23 there were 470 Triage & Treat consultations.
- In 2022/23 Amman Gwendraeth provided the highest number of consultations at 3.1 per 1,000 patients.
- Minor wound account for the highest proportion of injury type.
- Treatment given at the pharmacy stops patients attending either A&E or a local GP practice.
- Narrative updated 18/01/2024

# Community Pharmacy – Urinary Tract Infections

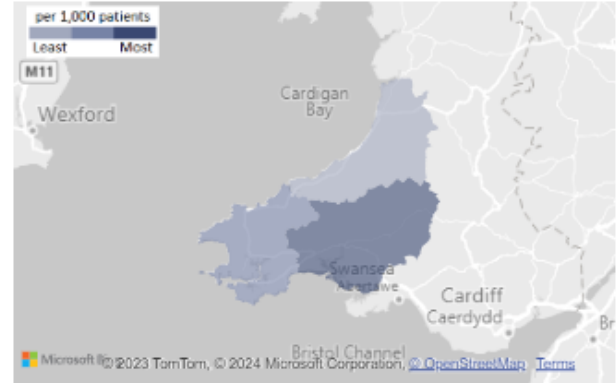
Data Source: Contractor Claim Forms



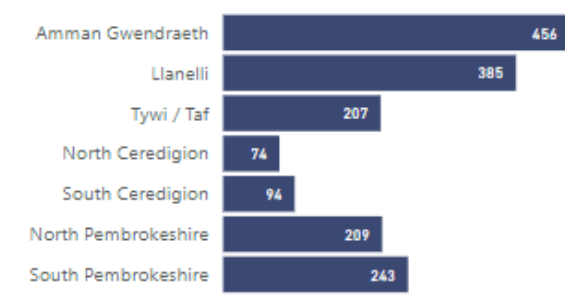
Consultations per 1,000 patients by Cluster



Consultations per 1,000 patients by County



Consultations by Cluster



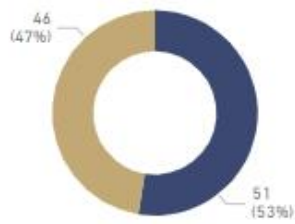
- A local service which has been adopted by Welsh Government and will be rolled out across Wales from May 2024. Treatment can include antibiotics and the service often provides an alternative to patients who would usually contact their GP or 111/Out of Hours.
- A new service introduced in 2023/24.
- To date in 2023/24 there have been 1,696 consultations.
- Amman Gwendraeth and Llanelli provided the highest number of consultations.
- 70% of consultations resulted in Immediate treatment.
- Narrative updated 29/01/2024

# Community Pharmacy – Weekend Opening

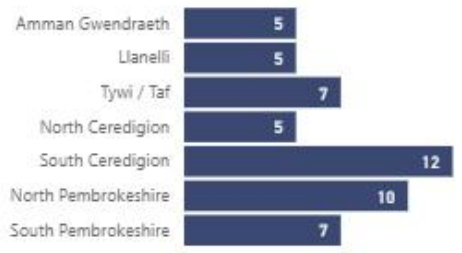
Data Source: Opening Hour Change Forms

## Saturday

Pharmacies Open Saturday by Cluster

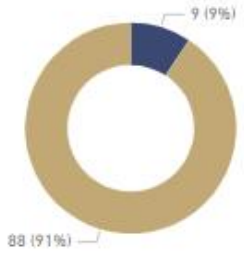


Open Saturday  
● Yes  
● No

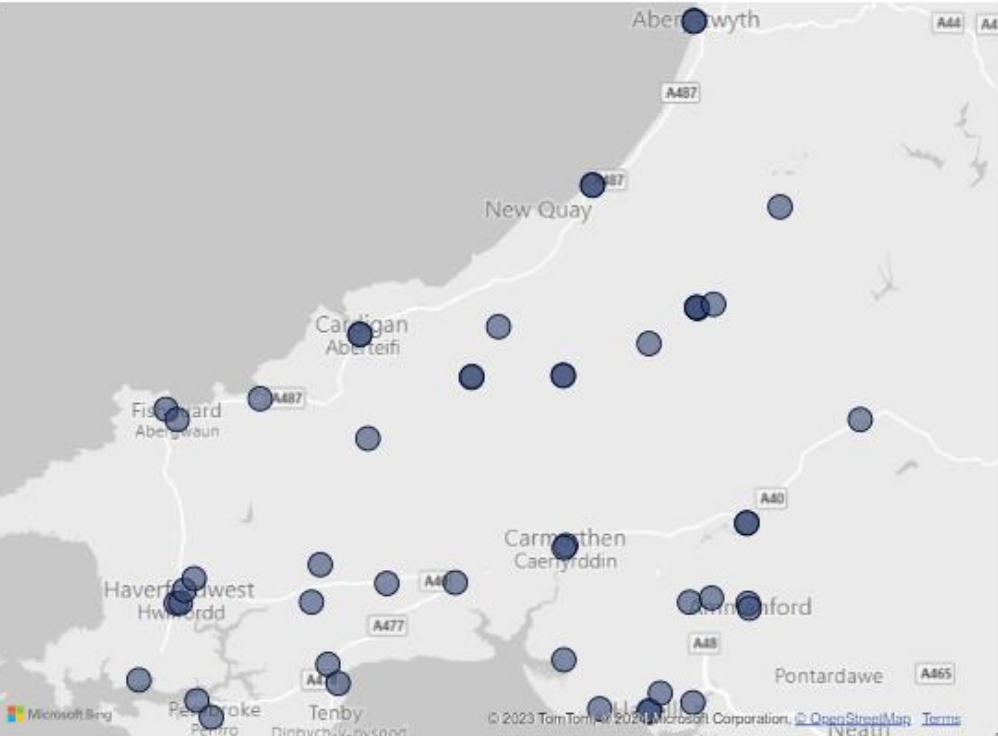
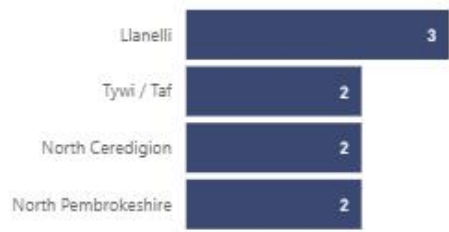


## Sunday

Pharmacies Open Sunday by Cluster



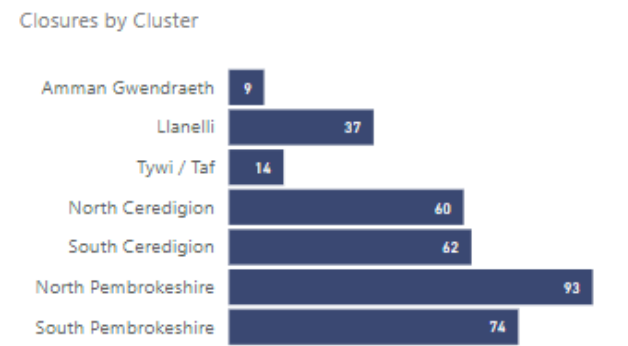
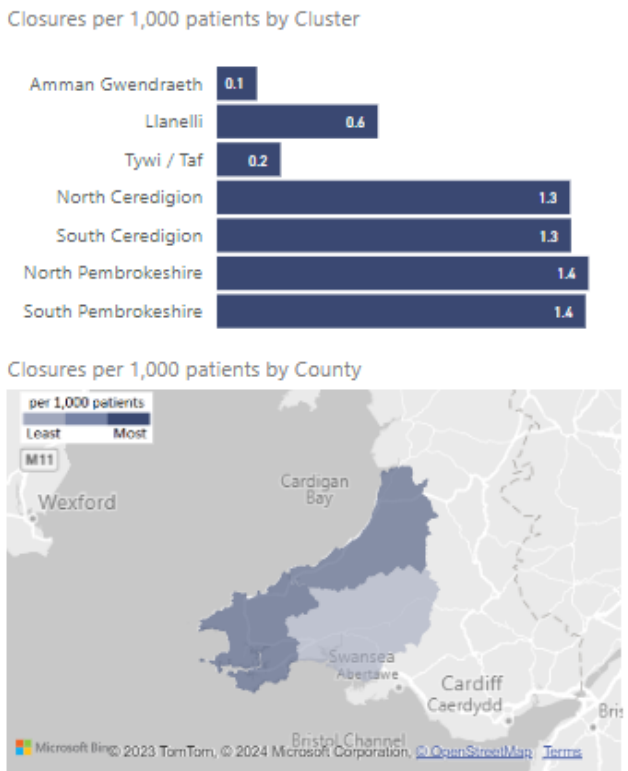
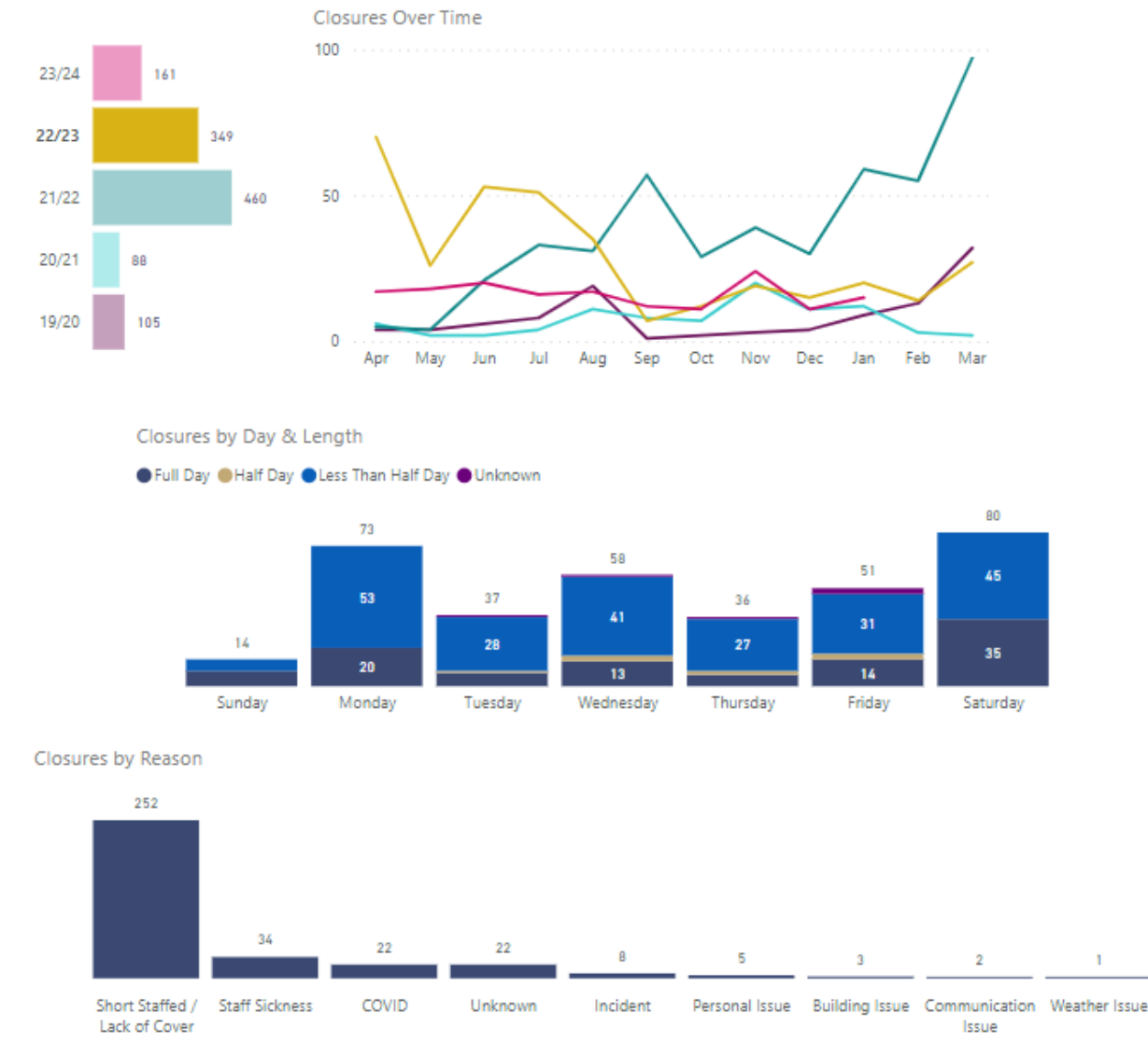
Open Sunday  
● Yes  
● No



- 53% of (51) pharmacies are open on Saturday.
- All cluster have provision on Saturday.
- 9% of (9) pharmacies are open on Sunday.
- 3 clusters have no Sunday provision, being Amman Gwendraeth, South Ceredigion and South Pembrokeshire.
- Narrative updated 05/12/2023

# Community Pharmacy – Temporary Closures

Data Source: NWSSP & Contractor self-reporting

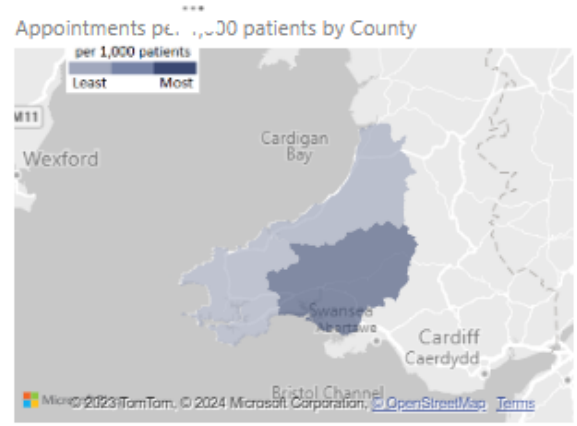
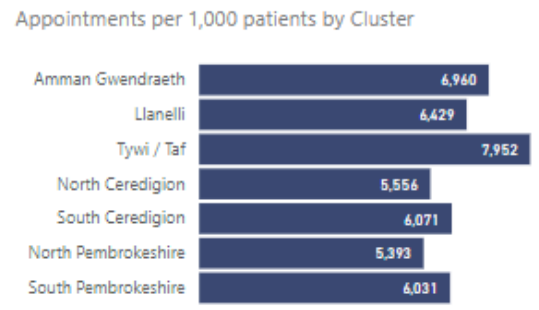
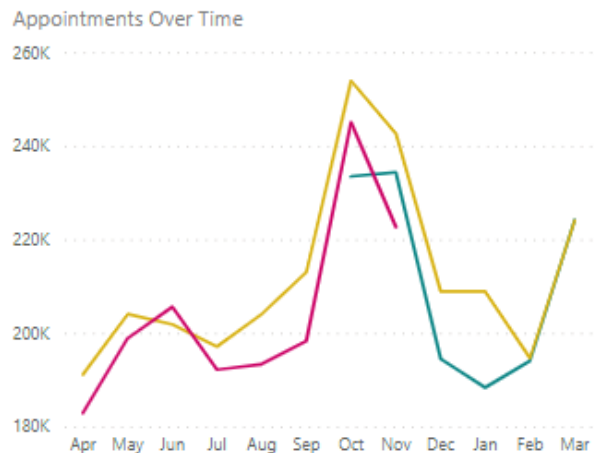
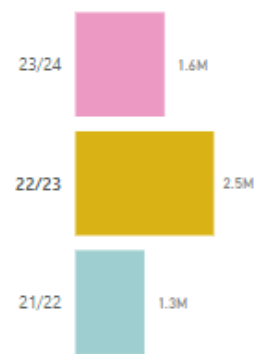
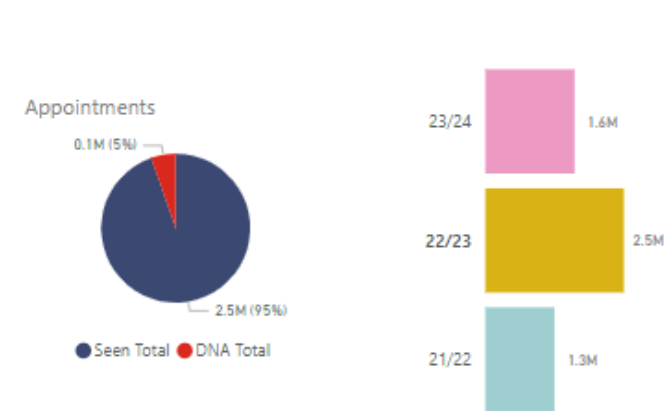


- In mid 2021 the number of temporary closures began to increase.
- 2021/22 had the highest number of closures at 460. Reaching a peak in March 2022.
- The pharmacy team focused efforts with contractors and significant progress has been made to reverse the upward trend, from Sep 2023 numbers significantly improved.
- ‘Short Staffed / Lack of Cover’ continues to be the main reason for temporary closures, and particularly impacts on Monday and Saturday provision.
- One pharmacy group accounted for nearly 50% of historic closures. This pharmacy group no longer operate in the HD area and premises have now been transferred to alternative providers.
- Narrative updated 19/01/2024

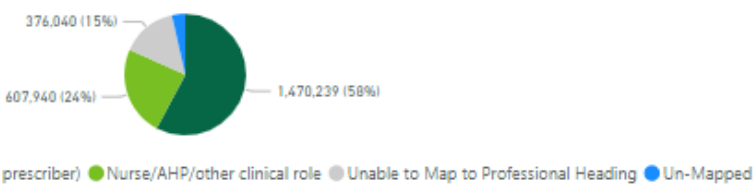


# GMS - GP Practice Activity – Appointments

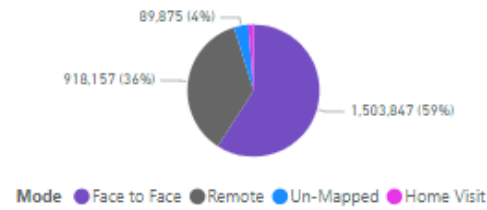
Note: this includes everything from seeing a phlebotomist for a blood test to a GP consultation.  
Data Source: PCIP



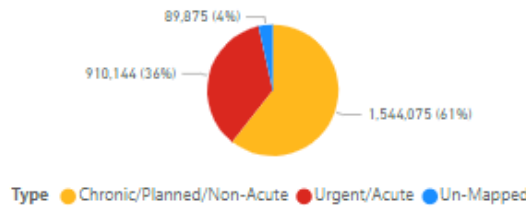
Appointment % by Professional Heading



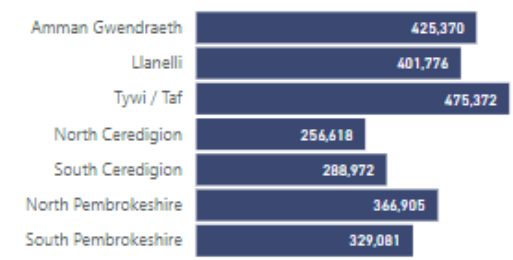
Appointments by Mode of Consultation



Appointments by Type of Consultation



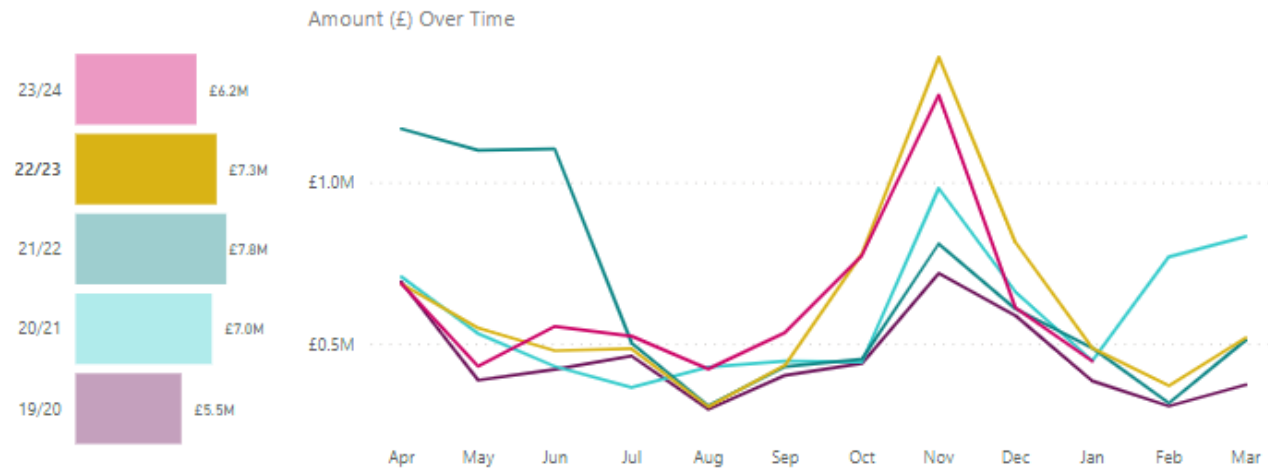
Appointments by Cluster



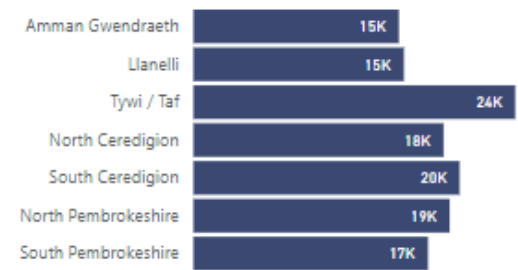
- This is a relatively new dataset which was established in late 2022; **some data quality issues remain.**
- This data provides an overview of appointments in GP practices. It does not include all consultations with patients i.e. phone calls made to patients etc.
- In 22/23 just over 2.5m appointments were made. 5% (144k) of appointments were DNA'd i.e. the patient did not attend.
- In 22/23 58% of appointments are undertaken by a GP.
- In 22/23 59% of appointments are face to face and 36% are remote.
- In 22/23 36% of appointments are urgent / acute.
- In 2022/23 Tywi / Taf have 8k appointments per 1,000 patients (an average of 8 appointments per patient). The HB average is 6.
- Narrative updated 26/01/2024

# GMS – Supplementary Services

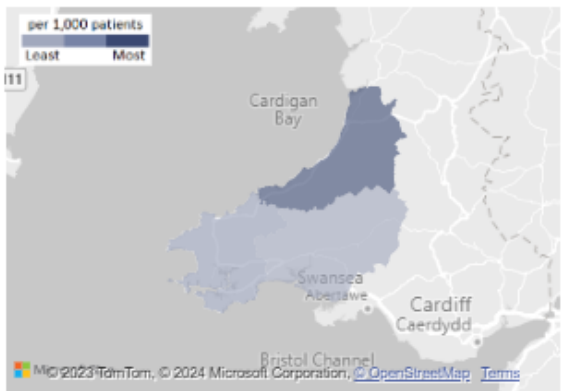
Data Source: NWSSP



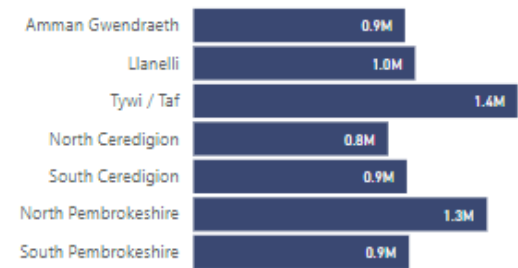
Amount (£) per 1,000 patients by Cluster



Amount (£) per 1,000 patients by County

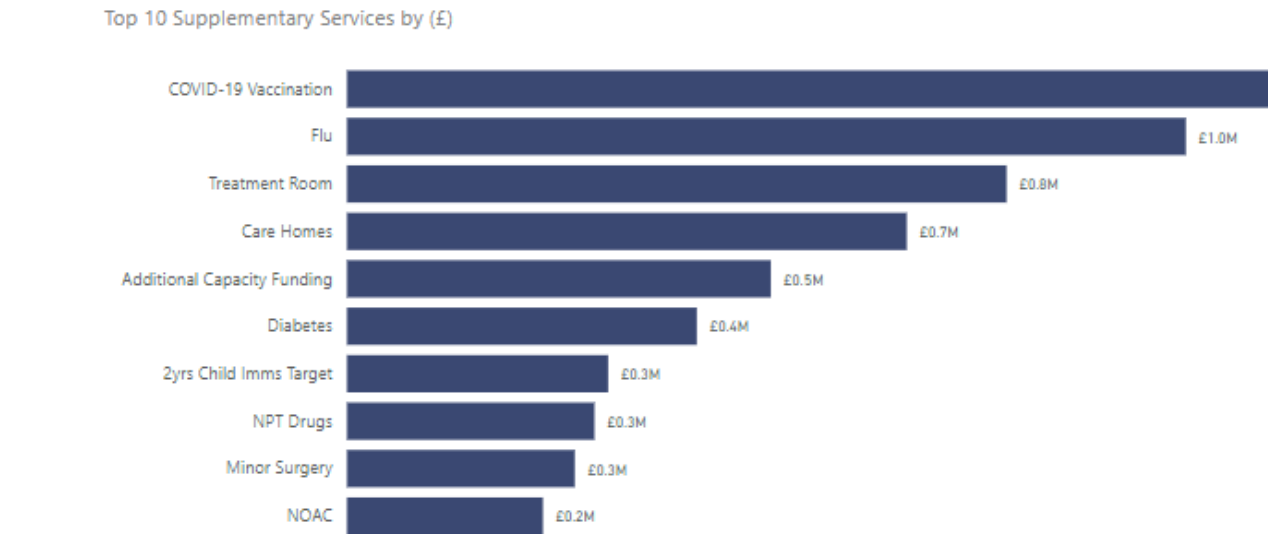


Amount (£) by Cluster



- Supplementary Service payments are made to GP practices for additional services and can be directed nationally or locally to meet specific needs.
- In 22/23 there was a £7.3m spend on Supplementary and Unified Services including investment of £500k for additional capacity and £1.1m supporting the Covid vaccination programme.

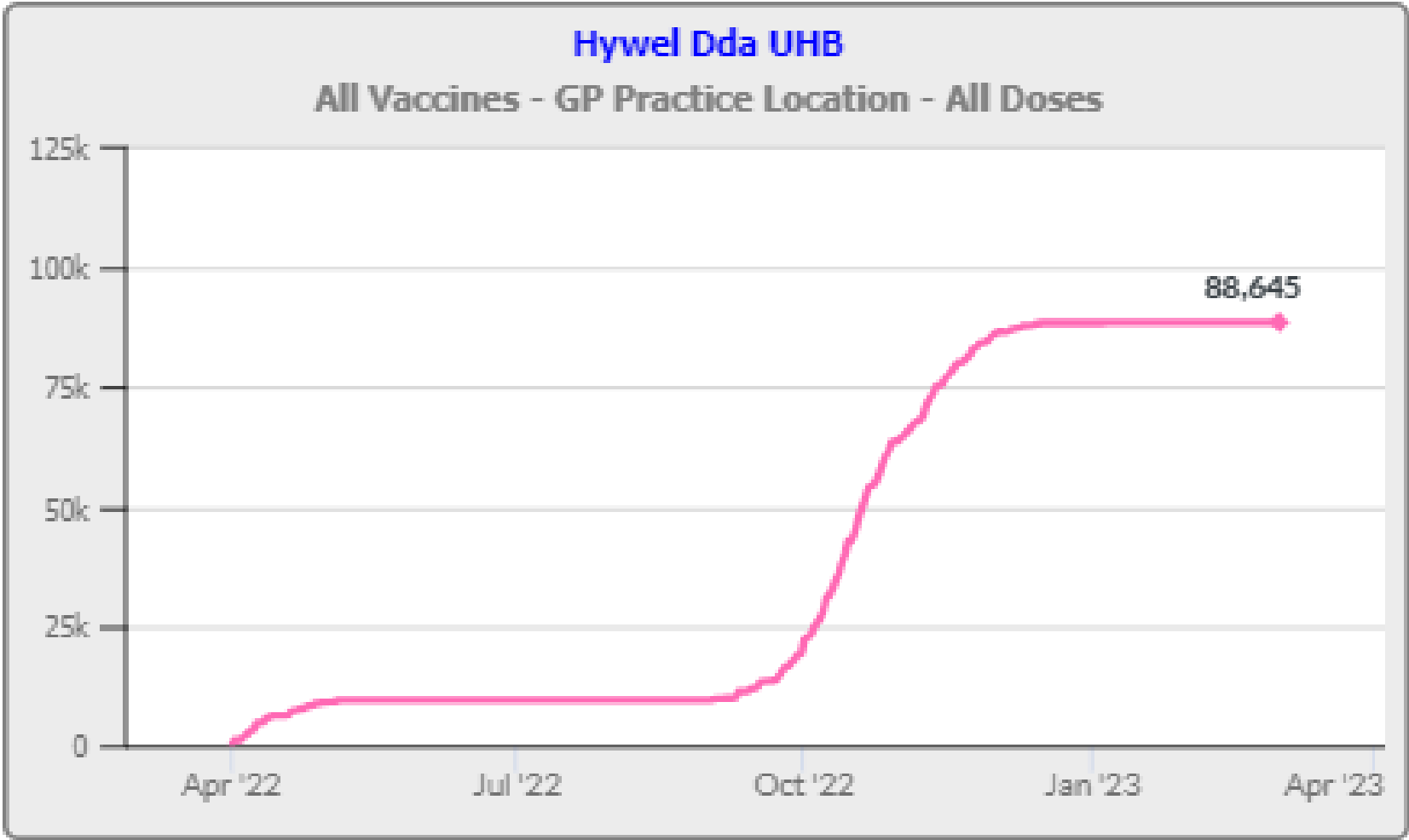
Narrative updated 29/01/2024





# GMS – Covid Vaccine

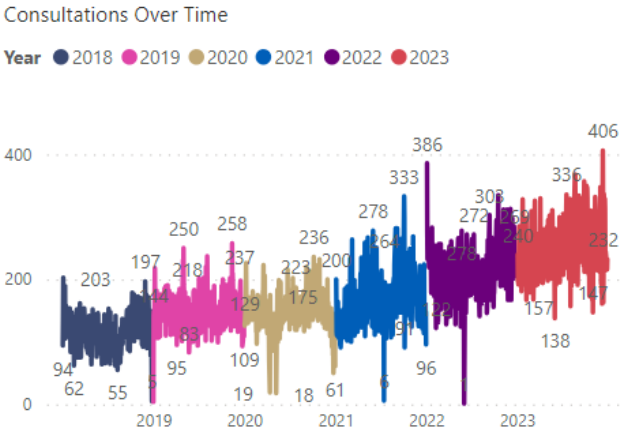
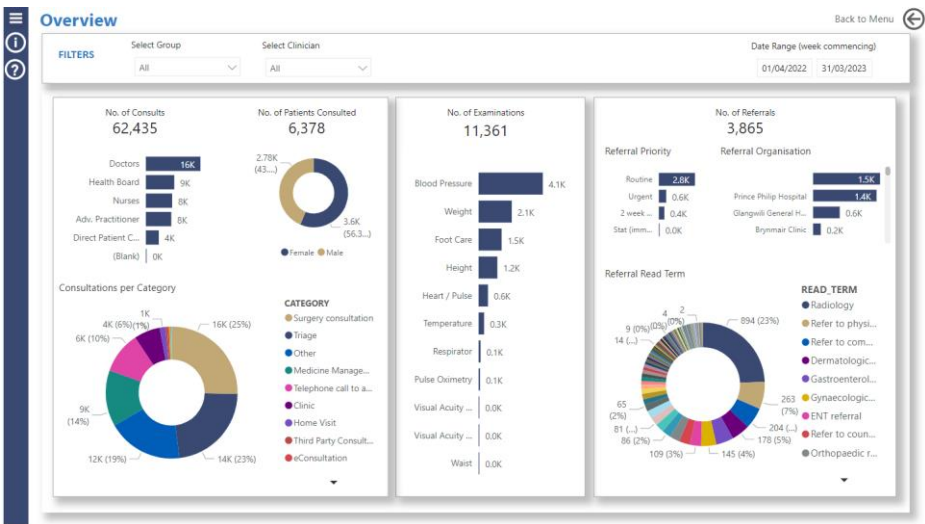
Data Source: Covid-19 Datahub



- 88,645 Covid vaccinations were given by GP practices in 2022/23.
- Narrative updated 18/01/2024

# Managed Practices – Proof of Concept Dashboard


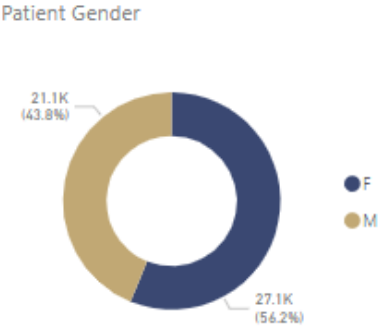
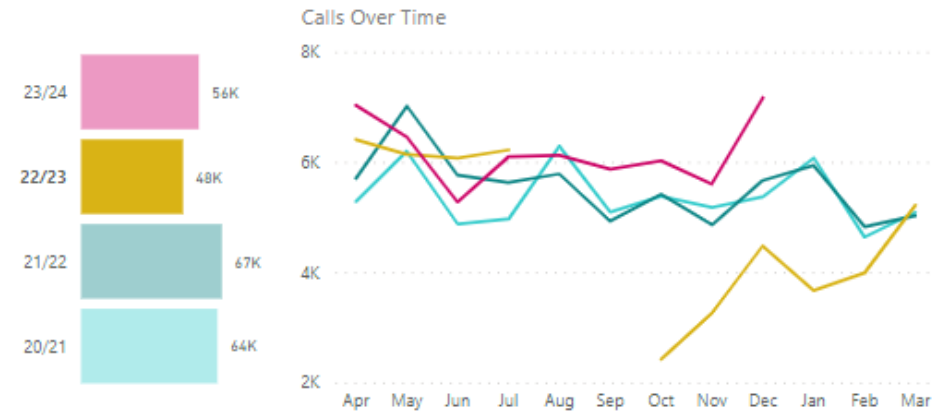
- In late 2022 we manually extracted data from 1 Managed Practice clinical system and built a proto-type dashboard.
- In early 2023 we worked with one of the clinical system providers to test automatic extraction of all clinical data.
- Colleagues in IT are currently working on a data warehouse solution to host the data.
- This overview dashboard shows consultations, examinations and referrals from a single practice for a period of 1 year.




- Understanding demand will help us to better understand how clinicians can support their patients and technologies could support patient care e.g. Health Pods where patients can go for routine tests, such as Blood Pressure monitoring, proactively addressing unmet need in frequent attenders can be a more efficient use of clinical resources.
- We can see a steady increase in the number of consultations at this practice. However, we know that the pandemic resulted in changes to working practice i.e. patients triaged and then offered a face-to-face consultation if deemed clinically necessary.
- The dashboard can identify frequent attenders and drill through to their consultations to enable clinicians to review / audit and establish appropriate ongoing support.

# Out of Hours – Contacts

Data Source: Adastra



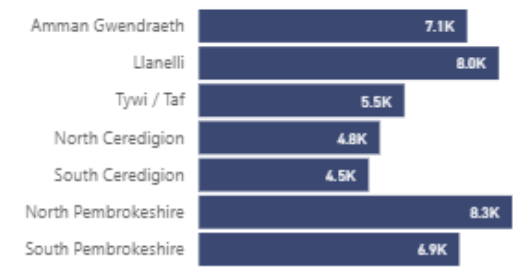
Calls per 1,000 patients by Cluster



Calls by Patient Postcode



Calls by Cluster

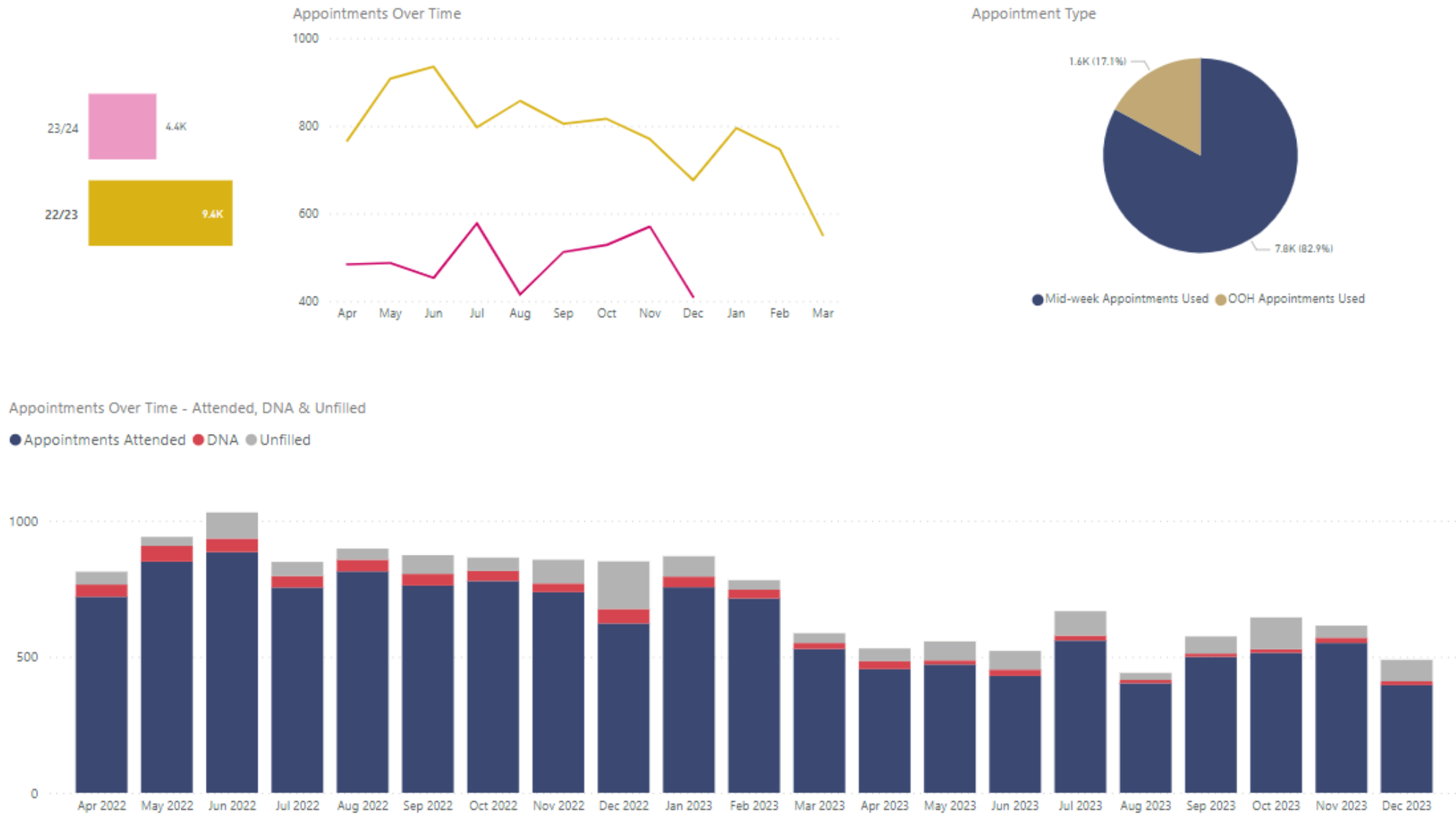


- The Hywel Dda Out of Hours service provides medical support outside of standard general practice hours. Most calls flow through the NHS 111 service, however there is a provision for enhanced community care with direct access to the Health Board's Out of Hours Service.
- In 22/23 66% of the 111 workload was streamed through to the Health Board, including direct calls this equated to 48,168 calls managed by the Out of Hours Service.
- Data for August and September of 22/23 is missing due to a national computer system outage.
- Narrative updated 29/01/2024

\*Please note that a system outage occurred between August 5th 2022 - October 10th 2022

# General Dental Service – Urgent Access Appointments

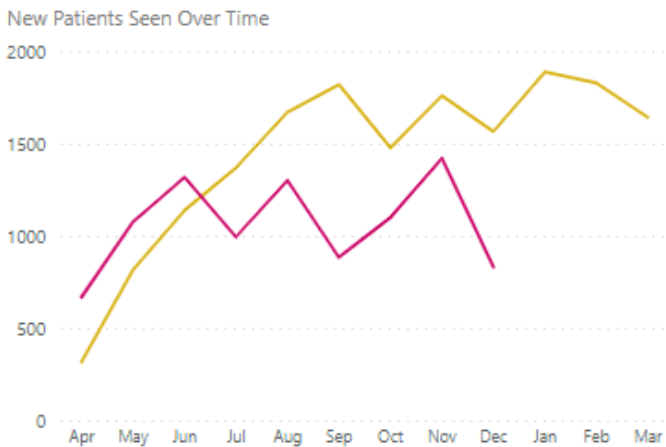
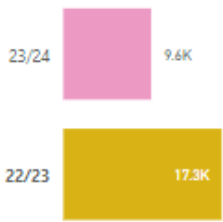
Data Source: Contractor Appointment Forms



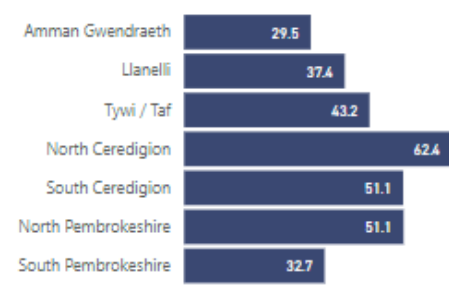
- This is a relatively new dataset; some data quality issues remain.
- Urgent access appointments provide care pathways for patients contacting 111 who do not have access to regular NHS dental treatment. These consist of urgent mid-week & out of hours appointments.
- In 2022/23 7,812 mid-week and 1,611 out-of-hours urgent dental appointments were provided.
- The number of appointments available has reduced since 2022/23, which is due to a combination of contract terminations and contract changes.
- Narrative updated 26/01/2024

# General Dental Service – New Patients

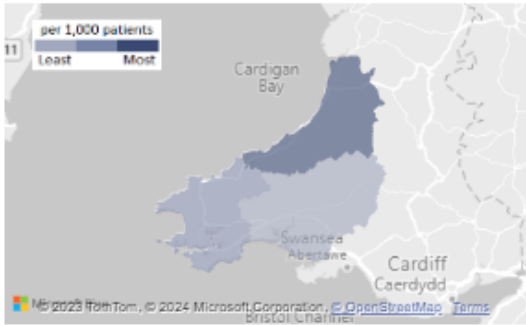
Data Source: BSA



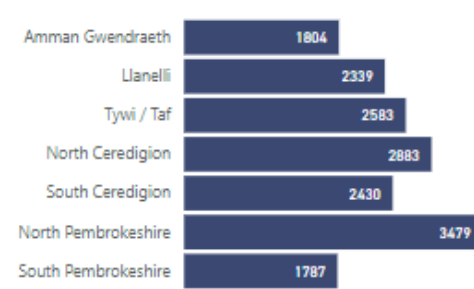
New Patients Seen per 1,000 patients by Cluster



New Patients Seen per 1,000 patients by County



New Patients Seen by Cluster

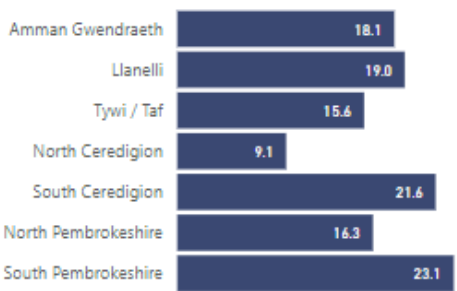


- A new patient is one who has not had a course of NHS dental treatment at the practice within the last 4 financial years. These patients are only counted once within a financial year.
- Contract reform was introduced by Welsh Government in April 2022 which monitors dental activity of new patients. Prior to this dental practices were monitored by units of dental activity only, and some practices have not moved over to this new model, and therefore are not accounted for in this data. This data is only capturing 84% of practices activity.
- In 2022/23 17,305 new patients were seen in General Dental Services.
- The number of patients seen has reduced since 2022/23, which is due to re-categorisation of some new patients as 'New Urgent Patients', this data is available on the following chart.
- For 22/23, North Ceredigion at 62.1 saw the highest number of patients per 1,000 population.
- Narrative updated 26/01/2024

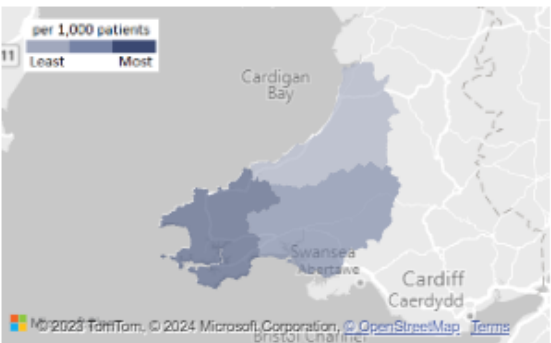
# General Dental Service – New Urgent Patients

Data Source: BSA

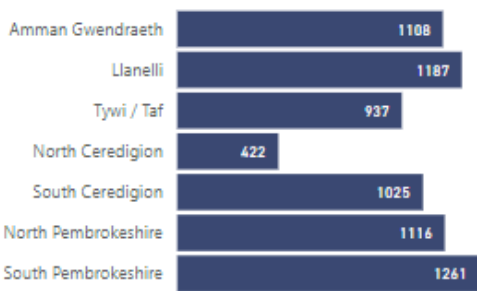
New Urgent Patients Seen per 1,000 patients by Cluster



New Urgent Patients Seen per 1,000 patients by County



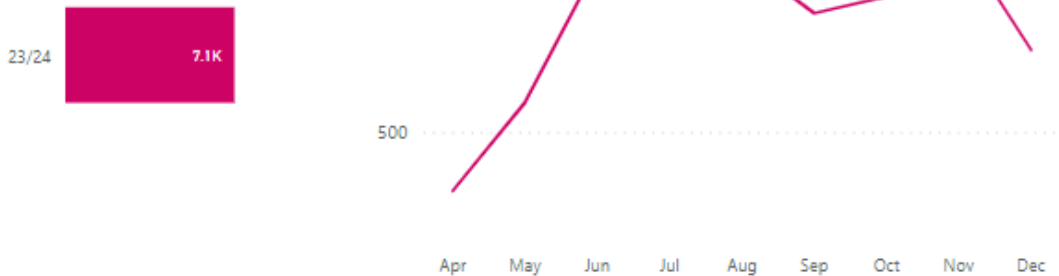
New Urgent Patients Seen by Cluster



- A new urgent patient is one who has not had a course of NHS dental treatment at the practice within the last 4 financial years. New urgent patients will receive urgent treatment and will not become a regular patient of the practice. This metric was introduced in April 2023 by Welsh Government.

- Narrative updated 26/01/2024

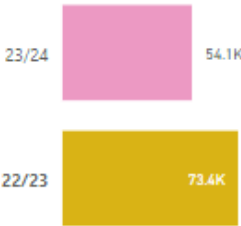
New Urgent Patients Seen Over Time



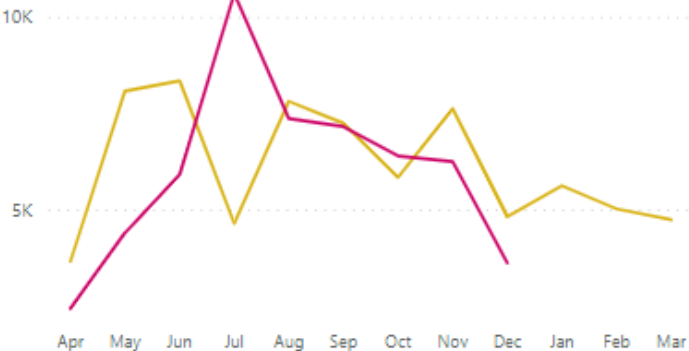


# General Dental Service – Historic Patients

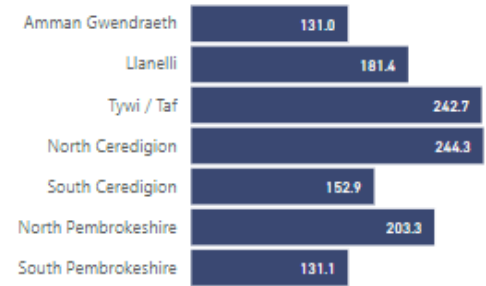
Data Source: BSA



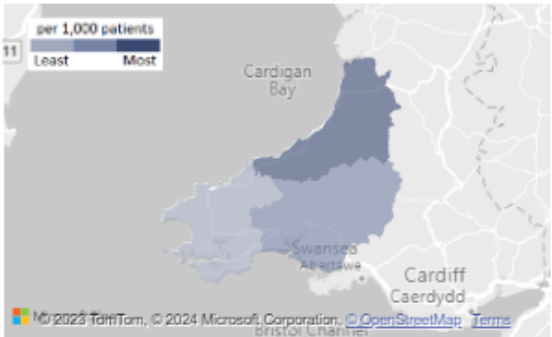
Historic Patients Seen Over Time



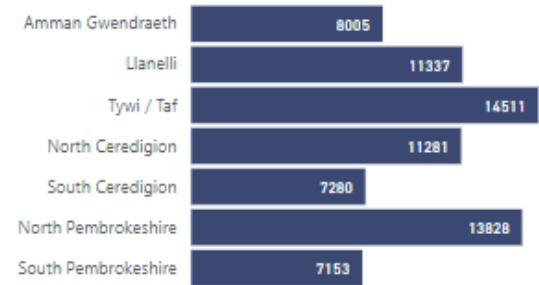
Historic Patients Seen per 1,000 patients by Cluster



Historic Patients Seen per 1,000 patients by County



Historic Patients Seen by Cluster



- A historic patient is one who has received a course of NHS dental treatment at the dental practice within the last 4 financial years. Patients choosing to be seen at a different practice would be counted as a new patient on their first visit.
- Contract reform was introduced by Welsh Government in April 2022 which monitors dental activity of historic patients. Prior to this dental practices were monitored by units of dental activity only, and some practices have not moved over to this new model, and therefore are not accounted for in this data. This data is only capturing 84% of practices activity.
- In 22/23 73,400 existing patients were seen in General Dental Services.
- For 22/23, North Ceredigion and Tywi / Taf saw the highest number of patients per 1,000 population.
- Narrative updated 26/01/2024

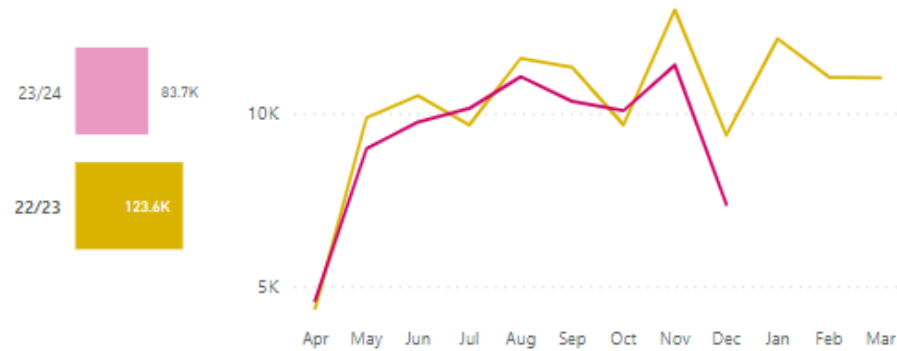


# General Dental Service – Claim Forms

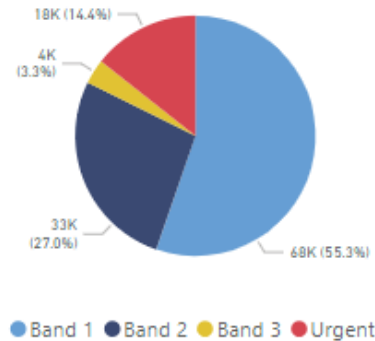
Data Source: BSA




Courses of Treatment Over Time



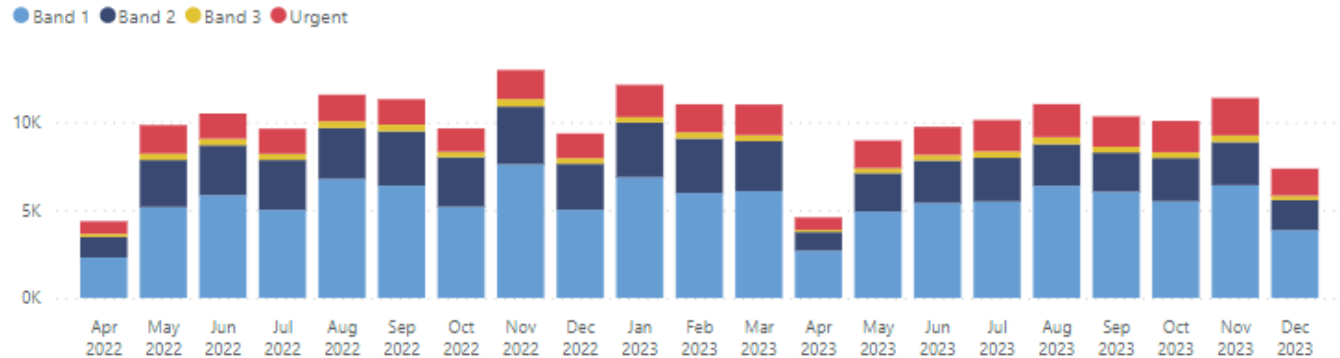
Courses of Treatment by Band



Courses of Treatment per 1,000 patients by Cluster

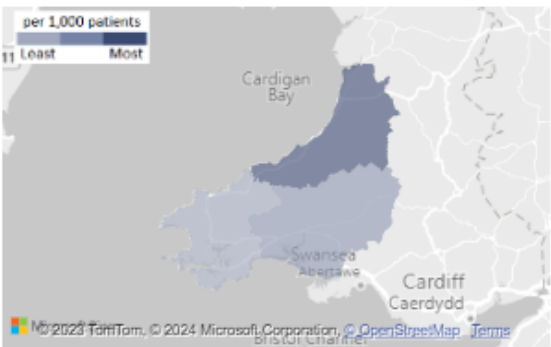


Courses of Treatment Over Time by Band

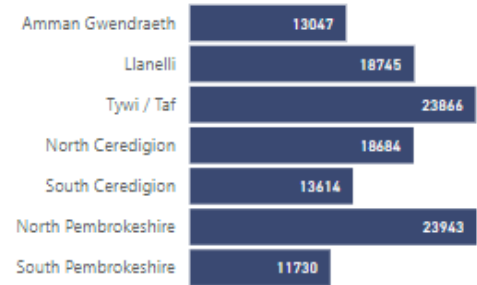


Band 1	Dental examination, diagnosis and prevention.
Band 2	Band 1 plus treatment such as fillings & extractions.
Band 3	Band 1 & 2 plus treatment such as Crowns & Dentures.
Urgent	Treatment to address the dental concern such as temporary filling & urgent extraction.

Courses of Treatment per 1,000 patients by County



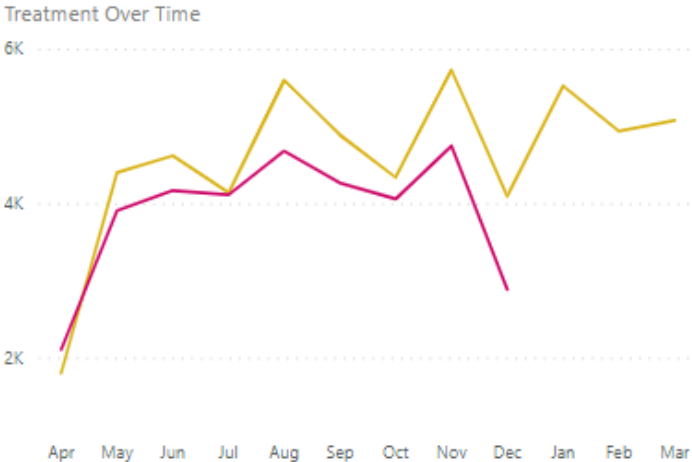
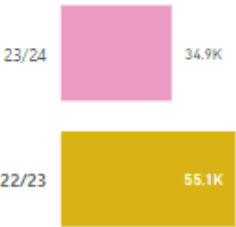
Courses of Treatment by Cluster



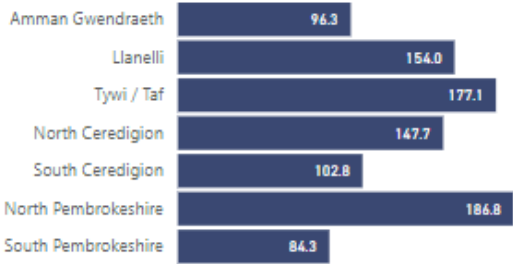
- A claim form is submitted following completion of a course of NHS dental treatment. A patient could receive multiple courses of treatment throughout a year.
- Depending on the types of treatment received, claim forms are placed into bands which determine the fees payable by patients.
- In 22/23 123,629 claims were submitted. There can be multiple claims for individual patients.
- 55% received Band 1 care (e.g. examination), 27% received Band 2 care (e.g. filling), 3% received Band 3 care (e.g. dentures) and 14% received Urgent care.
- Narrative updated 26/01/2024

# General Dental Service – Fluoride Varnish

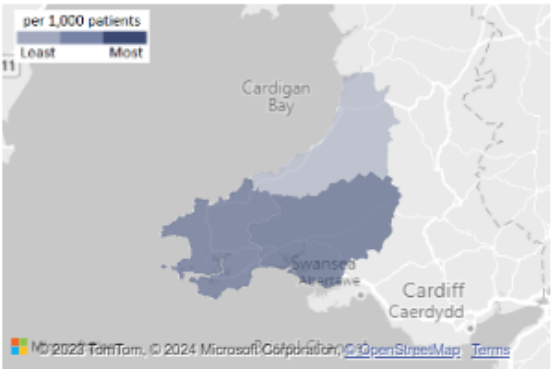
Data Source: BSA



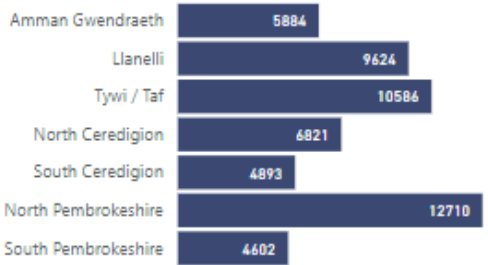
Treatment per 1,000 patients by Cluster



Treatment per 1,000 patients by County



Treatment by Cluster

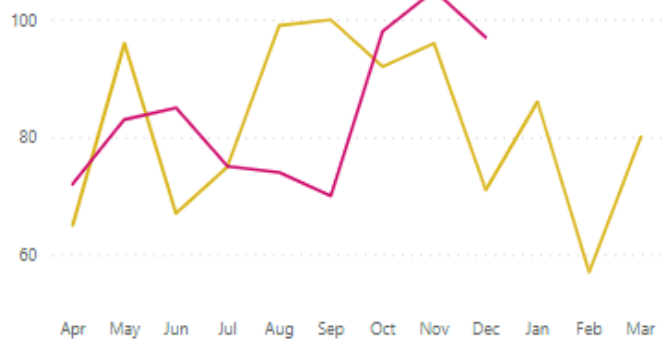


- Fluoride varnish is a preventative measure, patients with high dental needs receive this treatment to help prevent further deterioration of dental health.
- The data shows the number of patients with high dental need who receive fluoride varnish.
- Contract reform was introduced by Welsh Government in April 2022 which monitors dental activity of fluoride varnish, which is one of the preventative measures introduced as part of reform.
- In 2022/23 55,120 patients received fluoride varnish.
- Narrative updated 26/01/2024

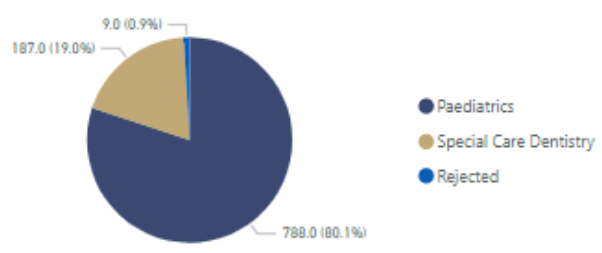
# Community Dental Service – Special Care Dentistry & Paediatrics

Data Source: FDS Referral System

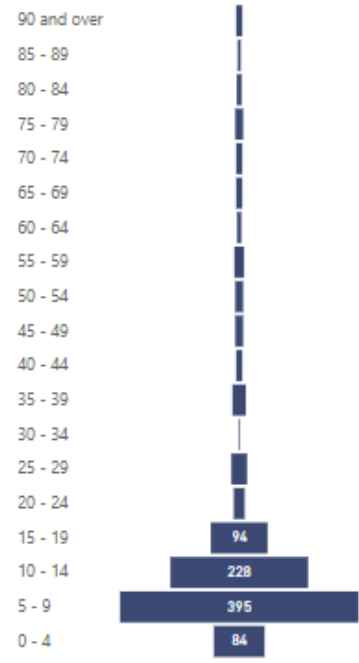
Referrals Over Time



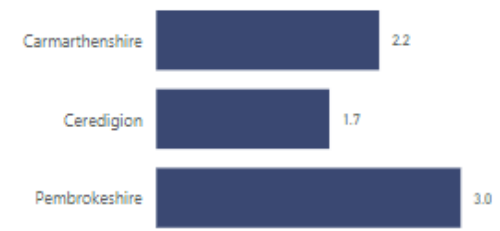
Referral by Provision



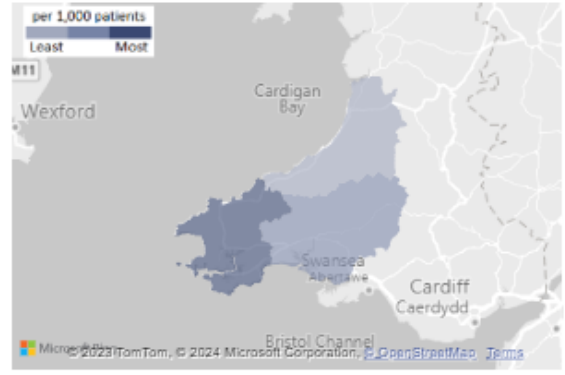
Referrals by Age



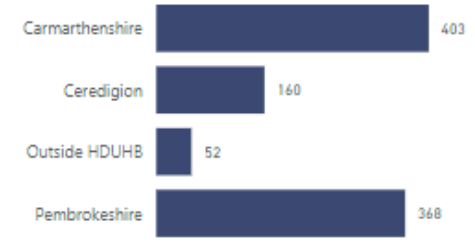
Referrals per 1,000 patients by County



Referrals per 1,000 patients by County



Referrals by County

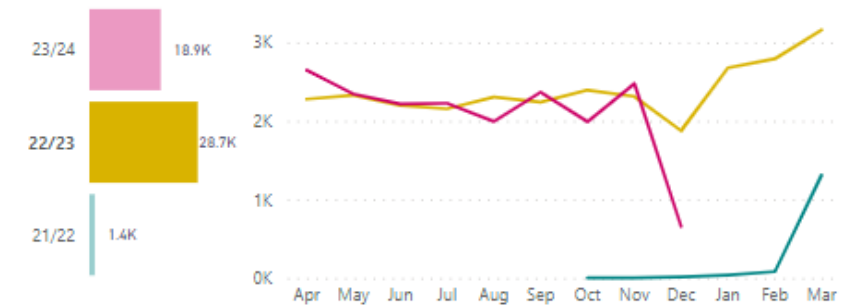


- The Community Dental Service is a referral only service providing dental care for vulnerable adults and children who may have difficulties in seeking and receiving dental treatment. This dataset outlines referrals received from General Dental Practitioners for Special Care Dentistry and Paediatric General Anaesthetic Assessments and includes referrals for conscious sedation.
- In 2022/23 there were 984 referrals.
- 788 (80.1%) were Paediatric referrals and 187 (19%) were for Special Care Dentistry.
- In 2022/23 Pembrokeshire had the highest number of referrals at 3.0 per 1,000 patients.
- In addition to the above, there were also approximately 600 new patient referrals from elsewhere for assessment and treatment. We are developing a new data capture system in 2024/25 to better understand this demand.

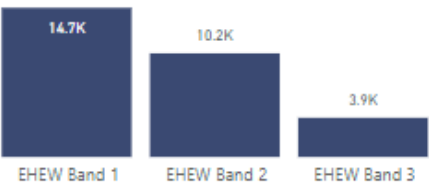
# Optometry – Eye Health Examination Wales (EHEW)

Data Source: NWSSP

Appointments Over Time

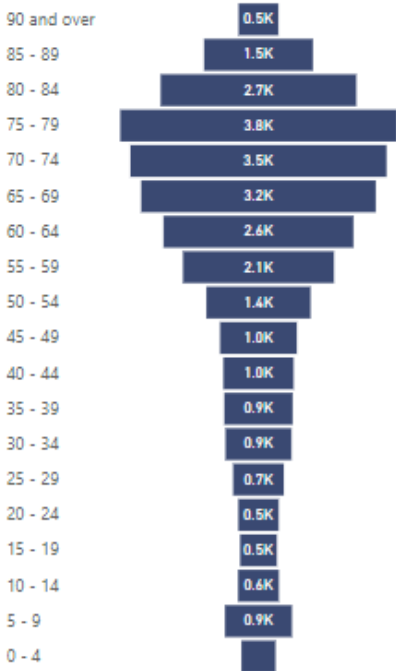


EHEW Banding

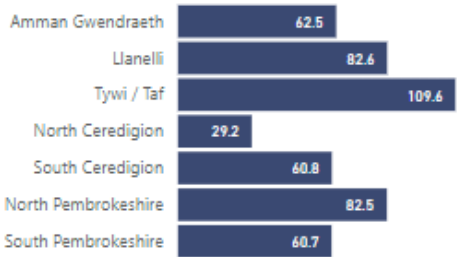


EHEW Band 1	Enables patients with acute eye conditions, those in at risk categories for developing eye disease, or those who would find losing their sight particularly difficult to obtain a free at the point of access eye examination. Some of these patients will move across to WGOS 1 under the new regulations.
EHEW Band 2	These examinations enable patients to have additional investigations. They can only be used to further inform or prevent onward referral to the eye hospital.
EHEW Band 3	Enables a patient to be followed up after they have had an initial appointment for an EHEW band 1 or to be reviewed following cataract surgery in the hospital eye service.

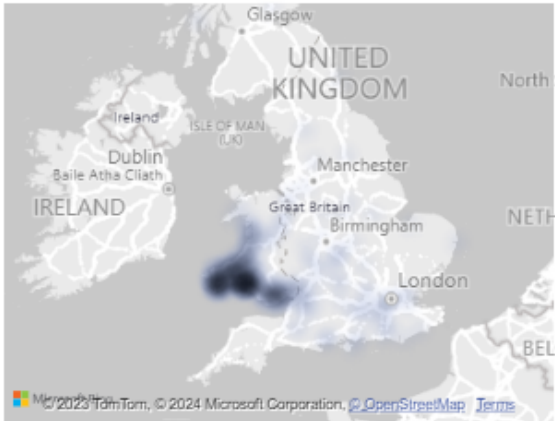
Patient Age



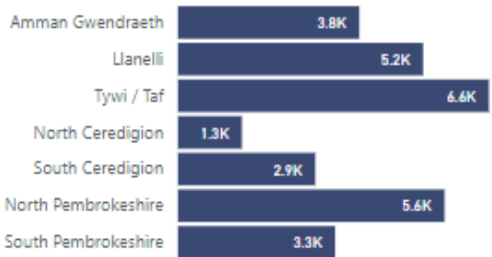
Appointments per 1,000 patients by Cluster



Appointments by Patient Postcode



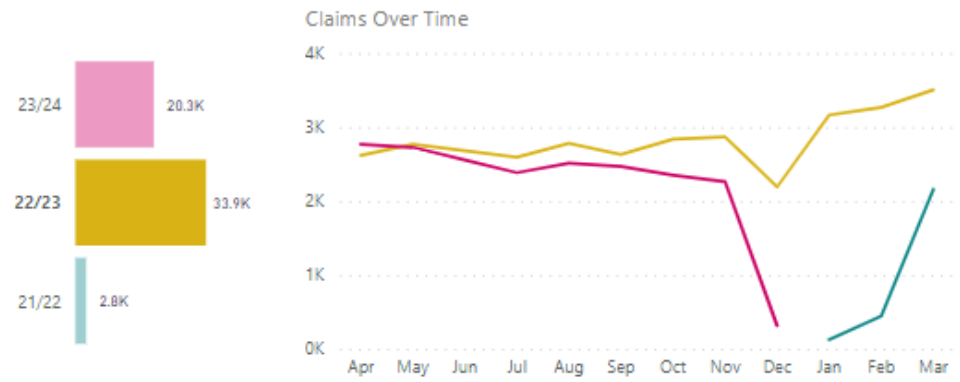
Appointments by Cluster



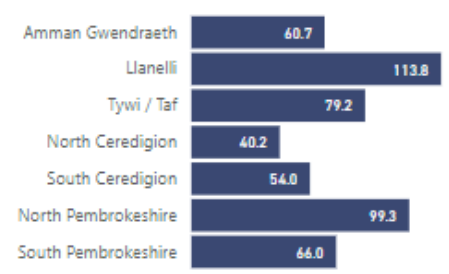
- The Eye Health Examinations Wales service offers eye examinations for patients with an acute eye problem that needs urgent attention or those at increased risk of eye disease or who would find losing their sight particularly difficult. The service uses Banding to categorise what examinations may be performed on patients.
- In 2022/23 28,463 appointments were provided.
- Patients aged 55+ have the highest number of appointments.
- Tywi / Taf and Llanelli clusters provide the highest number of appointments.
- Narrative amended 25/01/2024

# Optometry – General Ophthalmic Services

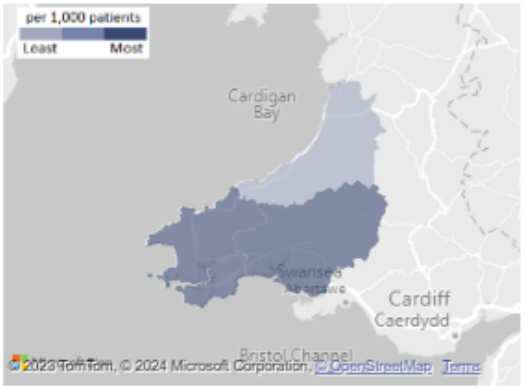
Data Source: NWSSP



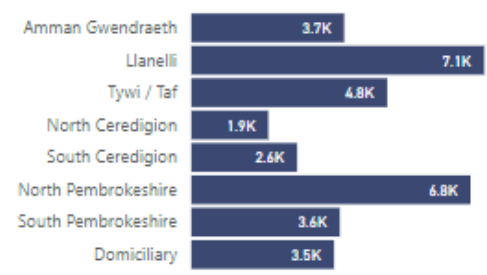
Claims per 1,000 patients by Cluster



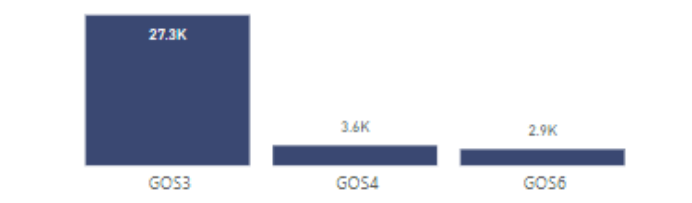
Claims per 1,000 patients by County



Claims by Cluster




GOS Banding



GOS3	GOS3 is an optical voucher. This is the provision of optical appliances for children, low-income patients, and patients with complex prescriptions.
GOS4	GOS4 are vouchers for the repair or replacement of optical appliances provided under GOS3 for children 16 and under.
GOS6	GOS6 indicates a domiciliary sight test.

Patient Age

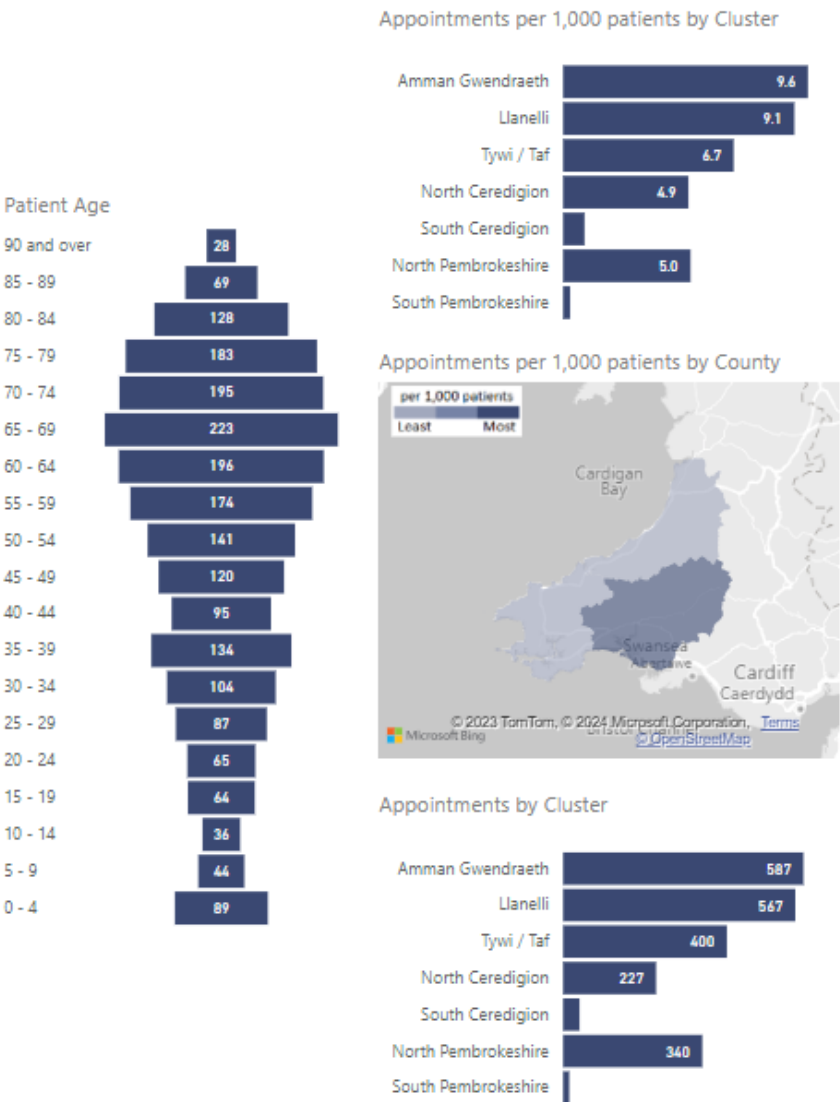
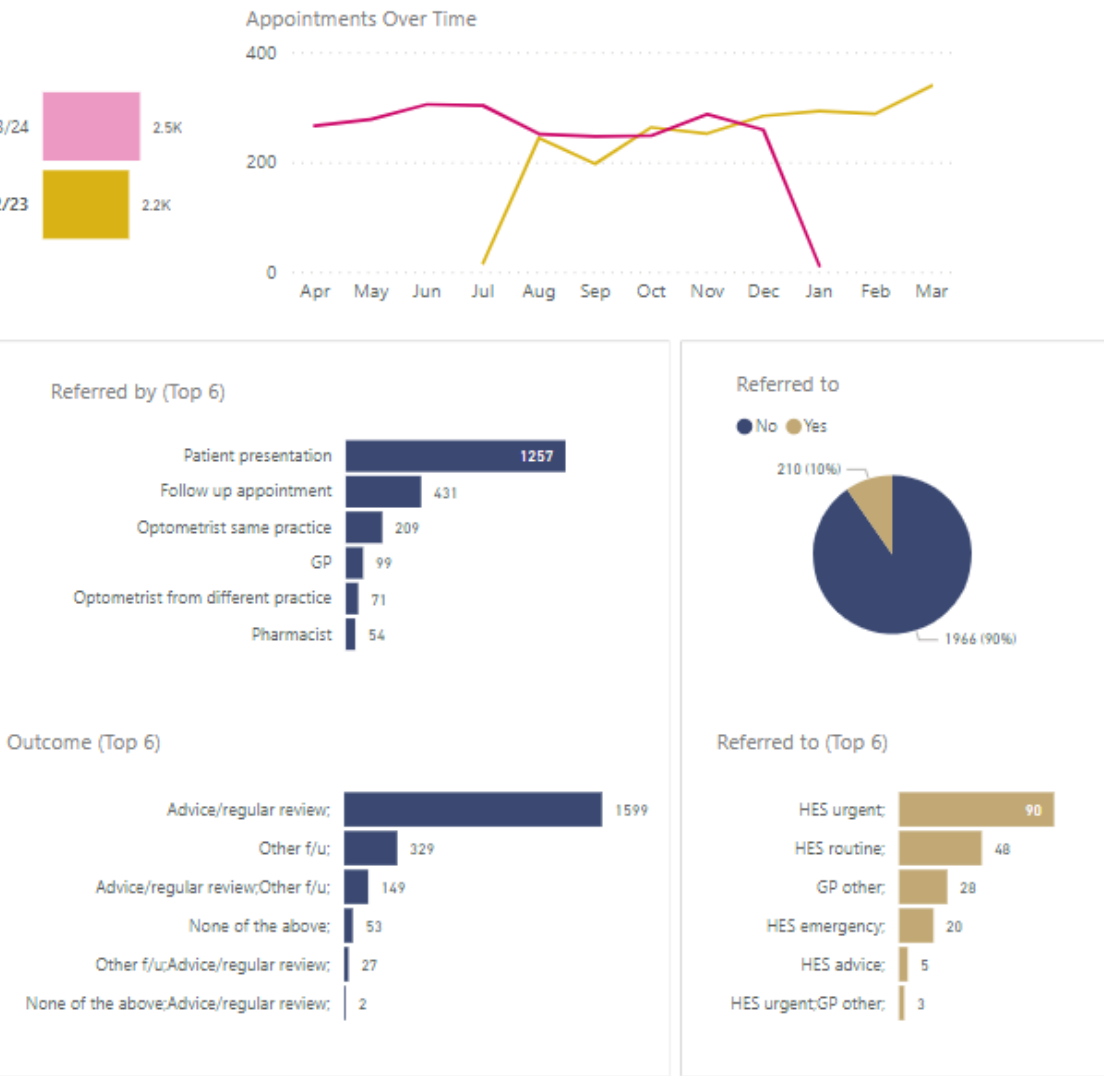


- The objective of General Ophthalmic Services is to provide, through Community Optometric practices, preventative and corrective eye care for children, people aged 60 and over, adults on low incomes and those suffering from or predisposed to eye conditions and diseases.
- In 2022/23 2,948 claims for domiciliary sight tests (GOS6) were made.
- 5–19-year-olds have the highest number of claims.
- Llanelli and North Pembrokeshire clusters made the highest number of claims.
- Narrative amended 25/01/2024



# Optometry – Independent Prescribing Optometry Service

Data Source: Optometric Service Forms

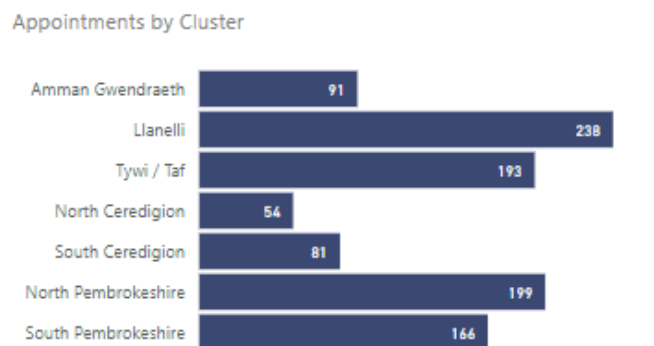
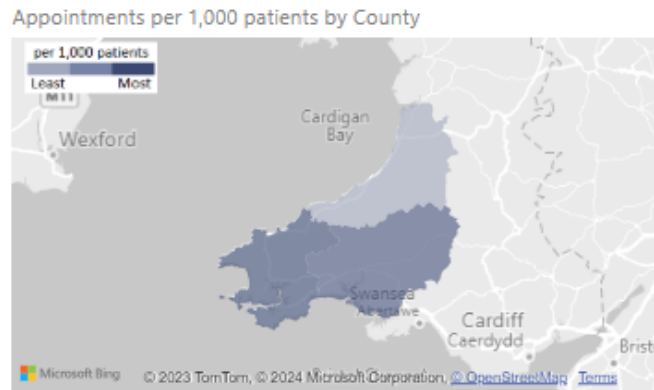
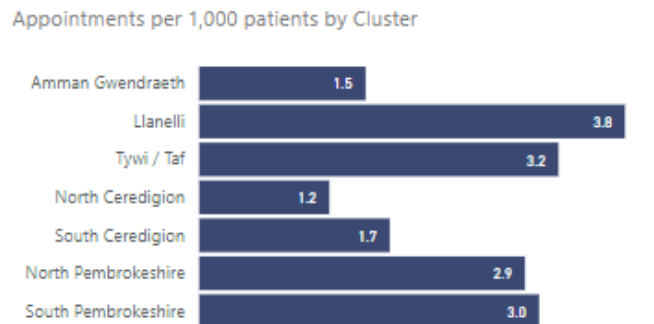
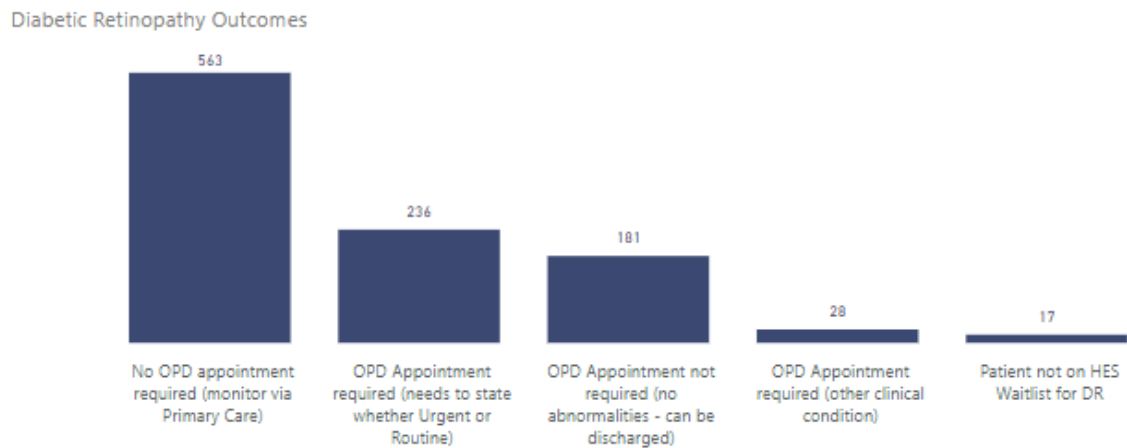
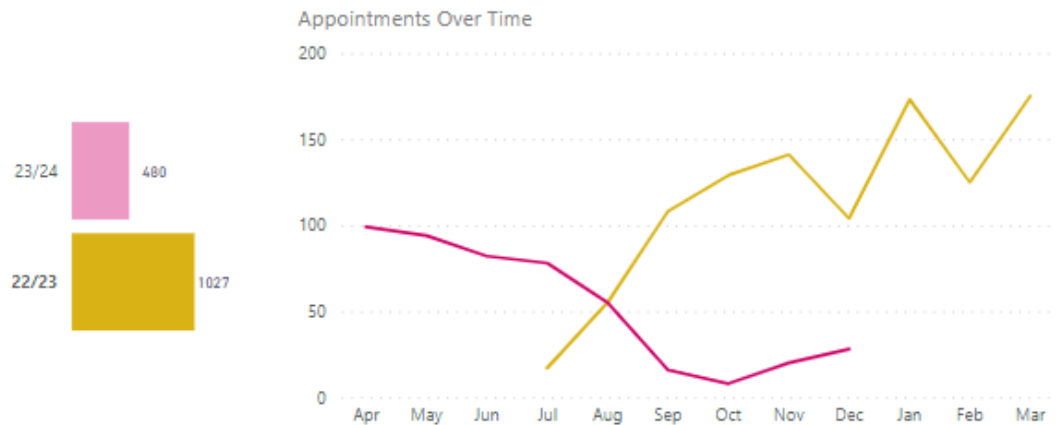


- The Independent Prescribing Optometry Service is a primary care-based optometry prescribing service provided by Independent Prescriber optometrists for treatment and management of acute eye problems, which previously would have been referred to Rapid Access Clinic (Eye Casualty).
- The majority (1,257) of referrals are from patient presentation. This is via the practice triage process, as patients cannot self-refer.
- Only 9% of appointments result in an onward referral. Most onward referrals are to Hospital Eye Services.
- For 22/23, at 587, Amman Gwendraeth had the highest number of appointments, providing 9.6 per 1,000 patients.
- South Ceredigion and South Pembrokeshire provided the lowest number of appointments per 1,000 patients.
- Narrative updated 19/01/2024



# Optometry – Diabetic Retinopathy

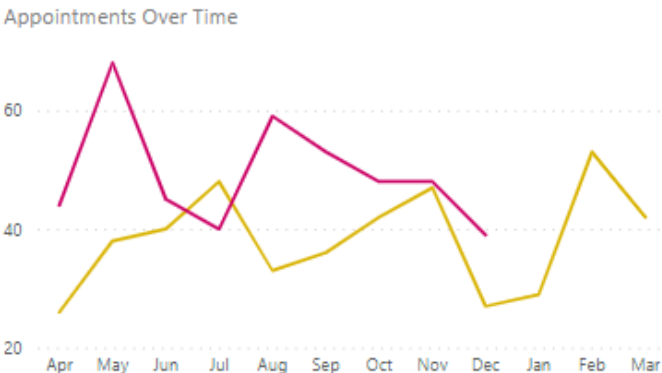

Data Source: Consultant Connect



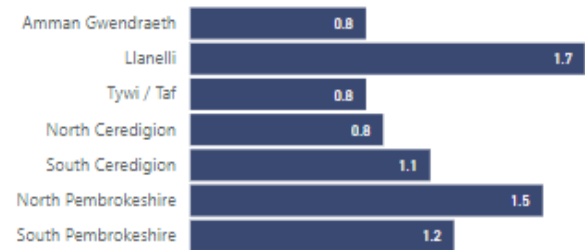
- The Diabetic Retinopathy referral refinement pathway is an optometric primary care-based pathway provided by practices for patients identified as having diabetic maculopathy, who would ordinarily be reviewed within the secondary care hospital eye services.
- The number of Diabetic Retinopathy appointments began to increase in 2022/23. However, since March 2023 this has fallen as the backlog was cleared. Going forward, the volumes are expected to plateau and reach a steady state.
- Llanelli provides the highest number of appointments per 1,000 patients. North Ceredigion is the lowest.
- In 2022/23 55% of (563) appointments were retained in Primary Care i.e. no hospital eye services were needed.
- Narrative updated 25/01/2024

# Optometry – Wet Age-related Macular Degeneration

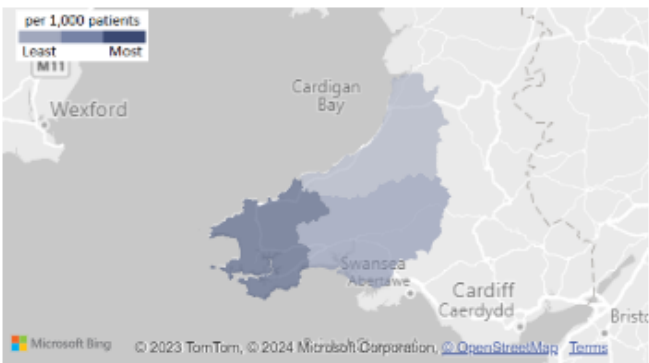
Data Source: Consultant Connect



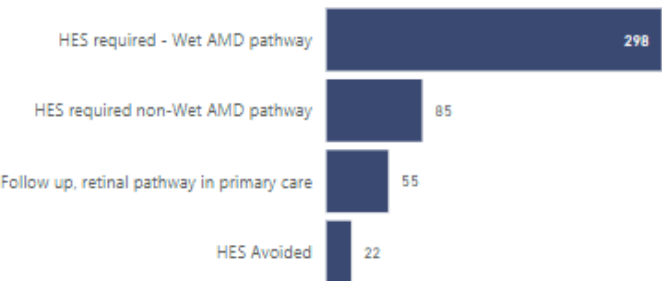
Appointments per 1,000 patients by Cluster



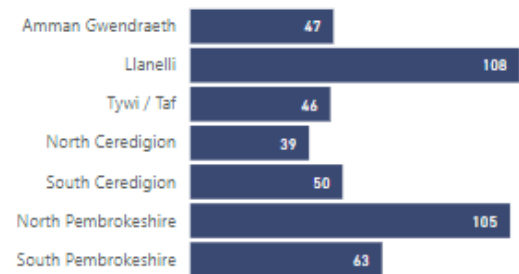
Appointments per 1,000 patients by County



Wet Age-related Macular Degeneration Outcomes



Appointments by Cluster



- The Wet Age-Related Macular Degeneration referral refinement pathway is an optometric primary care-based pathway for patients with suspect Wet AMD. These patients may otherwise be referred to the hospital eye service for further diagnostic tests. The pathway also offers inter-practice referral, therefore reducing the number of referrals into the hospital eye service.
- Llanelli and North Pembrokeshire provides the highest number of appointments per 1,000 patients.
- In 2022/23 77 appointments were retained in Primary Care i.e. no hospital eye services were needed.
- Narrative updated 25/01/2024

## Primary Care Incident Data Review

### Contents

Contents .....	1
Background.....	3
Incidents .....	5
All Services (1st April 2021 – 31st July 2023) .....	5
By Location (1st April 2021 – 31st July 2023) .....	6
By Severity/Level (1 <sup>st</sup> April 2021 – 31 <sup>st</sup> July 2023) .....	7
By Type (1 <sup>st</sup> April 2021 – 31 <sup>st</sup> July 2023) .....	8
Community Pharmacy (1 <sup>st</sup> April 2021 – 31 <sup>st</sup> July 2023).....	9
By Severity/Level.....	9
Community Pharmacy (1 <sup>st</sup> April 2021 – 31 <sup>st</sup> July 2023).....	10
By Type .....	10
Community Pharmacy (1 <sup>st</sup> April 2021 – 31 <sup>st</sup> July 2023).....	11
By Cluster.....	11
General Practice (1 <sup>st</sup> April 2021 – 31 <sup>st</sup> July 2023) .....	12
By Severity/Level.....	12
General Practice (1 <sup>st</sup> April 2021 – 31 <sup>st</sup> July 2023) .....	13
By Type .....	13
General Practice (1 <sup>st</sup> April 2021 – 31 <sup>st</sup> July 2023) .....	14
By Cluster.....	14
Opticians (1 <sup>st</sup> April 2021 – 31 <sup>st</sup> July 2023).....	15
By Severity/Level.....	15
Opticians (1 <sup>st</sup> April 2021 – 31 <sup>st</sup> July 2023).....	16
By Type .....	16
Opticians (1 <sup>st</sup> April 2021 – 31 <sup>st</sup> July 2023).....	17
By Cluster.....	17
Out of Hours Service (1 <sup>st</sup> April 2021 – 31 <sup>st</sup> July 2023).....	18
By Severity/Level.....	18
Out of Hours Service (1 <sup>st</sup> April 2021 – 31 <sup>st</sup> July 2023).....	19
By Type .....	19
Dental (1 <sup>st</sup> April 2021 – 31 <sup>st</sup> July 2023) .....	20
By Severity/Level.....	20
Dental (1 <sup>st</sup> April 2021 – 31 <sup>st</sup> July 2023) .....	21
By Type .....	21
Dental Services (PC) (1 <sup>st</sup> April 2021 – 31 <sup>st</sup> July 2023) .....	22

By Severity/Level.....	22
Dental Services (PC) (1 <sup>st</sup> April 2021 – 31 <sup>st</sup> July 2023) .....	23
By Type .....	23
Dental Services (1 <sup>st</sup> April 2021 – 31 <sup>st</sup> July 2023).....	24
By Cluster.....	24

## Background

As per the approved Clinical Services Plan methodology for Primary Care, Incidents reported between 1 April 2021 and 31<sup>st</sup> July 2023 have been included for Primary Care Services.

There have been no service changes for Primary Care within the review period and so the data set has been presented as a whole.

In April 2021, Datix Cymru, a Once for Wales Concerns Management System, was introduced. Hywel Dda UHB were the first Health Board in Wales to adopt the new system. Prior to implementation of Datix Cymru work had been undertaken to develop a system which made reporting of incidents simpler and therefore this may account for the rise in incident reports seen in April 2021.

It is possible that the data shows a variation in the number of reported incidents attributable to Service when comparing the old system to the current. This relates to the system being able to distinguish between different specialties within the Service that may be related to other services within the previous system.

Due to gaps at the reporting stage of records, categorised totals may not equal the overall totals for the Service.

### Primary Care Dentists and Optometrists

Primary Care Dentists and Optometrists have no mandated or contractual obligation to report incidents to the Health Board. They are responsible for investigating their own incidents “in house” and recording the outcomes. Whilst the use of DATIX is recommended, especially in the event of an incident that triggers Duty of Candour legislation, there is nothing within their contracts that compels them to do so. Legally, Primary Care contractors are only required to report to the Health Board the number of instances where Duty of Candour has been triggered in the reporting year.

Primary Care Dentists and Optometrists do not currently have NHS logins. Therefore, they can only access the “logged out” version of the DATIX form which is available online. This version of the form does not include the investigation section – it merely allows the contractor to report the incident. However, as mentioned previously, the responsibility for completing the investigation sits with the Practice and not the Health Board. Once the form has been submitted, the Primary Care Contractor cannot access the form again to update it and this must be undertaken by the Health Board on their behalf.

Although there are 26 incidents relating to dentistry and optometry included in the report, only five of these were self-reported by Primary Care Dentists or Optometrists using the logged out form – two of the five were reported by the same Practice. A further five incidents have been reported to the Health Board and the DATIX has been completed by Dental Services Team staff on the Practices behalf.

Most of the incidents logged under Primary Care Dental and Optometry have been submitted by Health Board staff – either Community Dental Services Staff, Designed to Smile staff or members of the Dental Services Team all of which have logged in access to DATIX.

Therefore, the incident numbers logged do not reflect the number of incidents that may be occurring in Primary Care Dentistry and Optometry.

### Datix reporting in Primary Care prior to the new Datix system in April 2021.

### *GP Surgeries*

There is not a mandated requirement for all contractors to report. Not all GP surgeries report incidents into Datix as they do not find the Datix system user friendly for Primary Care, and state that it is more orientated to Secondary Care. Many contractors also complained that they did not get any feedback from the Datix system if they had reported an incident. Therefore, the numbers reported onto the system prior to 2021 when the new system was launched is not a reflection of the numbers of incidents occurring in Primary Care, as many surgeries were not reporting at that stage. When the new system was launched in April 2021 there were new training sessions offered to Primary Care contractors who were encouraged to undertake a session in order that they could put incidents onto the Datix system

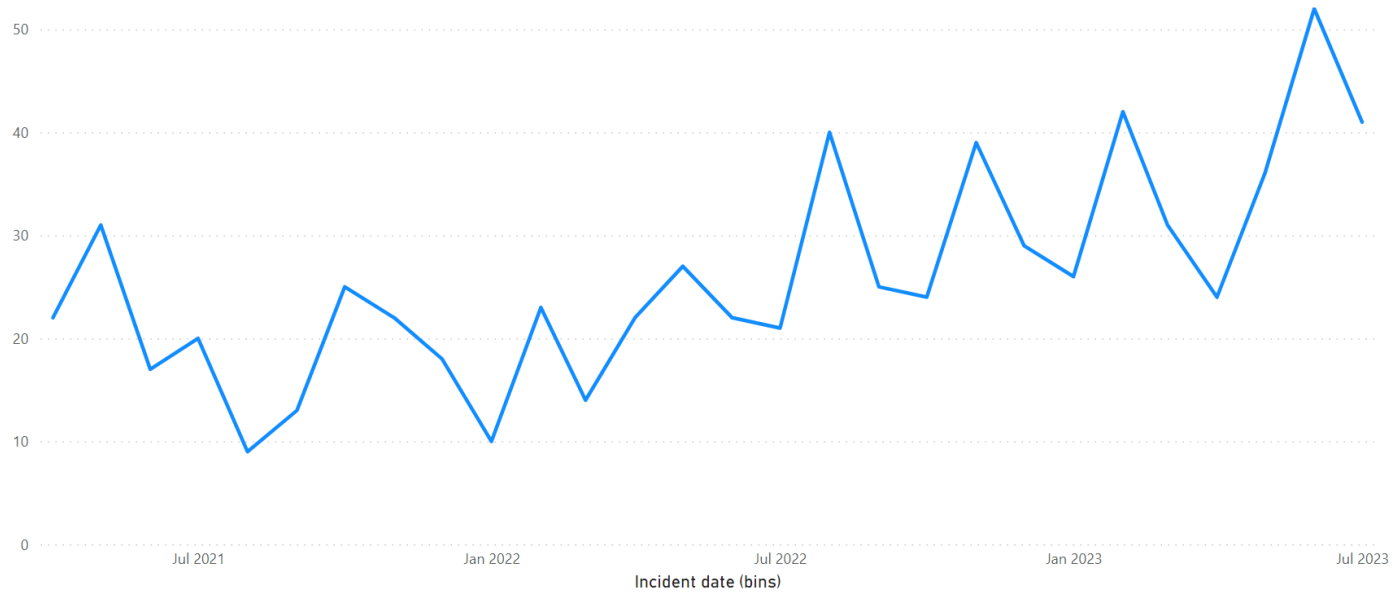
### *Community Pharmacy*

Similarly, Community Pharmacies are not mandated to report into Datix although they are encouraged to do so. We do already have Community Pharmacies set up on the system, they were added when HDUHB piloted the launch of community pharmacy colleagues utilising the system, and all the contractors have the ability to report into the system on a logged out form. Prior to this date some Community Pharmacies reported incidents on a hard copy form which was provided by the Health Board but was not representative of all the incidents that take place in Community Pharmacy. When the Community Pharmacies had access to the Datix form in February 2022, we saw a huge increase in incidents reported as previously we would only have seen incidents level 3 and above but we are now seeing all Community Pharmacy Incidents which has led to a huge increase in numbers.



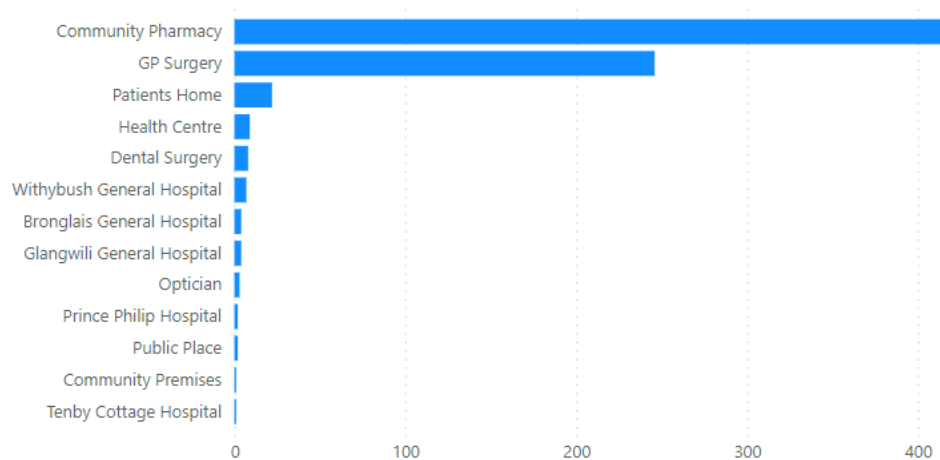
## Incidents

### All Services (1st April 2021 – 31st July 2023)



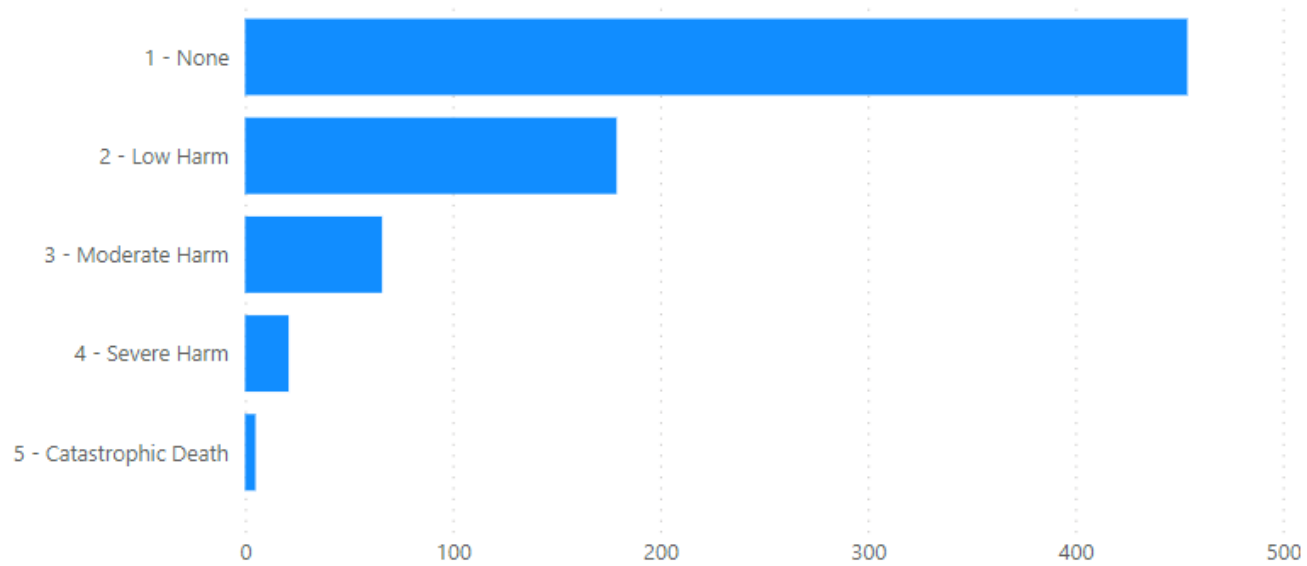
			Apr 21	May 21	Jun 21	Jul 21	Aug 21	Sep 21	Oct 21	Nov 21	Dec 21	2021
			22	31	17	20	9	13	25	22	18	177
Jan 22	Feb 22	Mar 22	Apr 22	May 22	Jun 22	Jul 22	Aug 22	Sep 22	Oct 22	Nov 22	Dec 22	2022
10	23	14	22	27	22	21	40	25	24	39	29	296
Jan 23	Feb 23	Mar 23	Apr 23	May 23	Jun 23	Jul 23						2023
26	42	31	24	36	52	41						252
												725

## By Location (1st April 2021 – 31st July 2023)



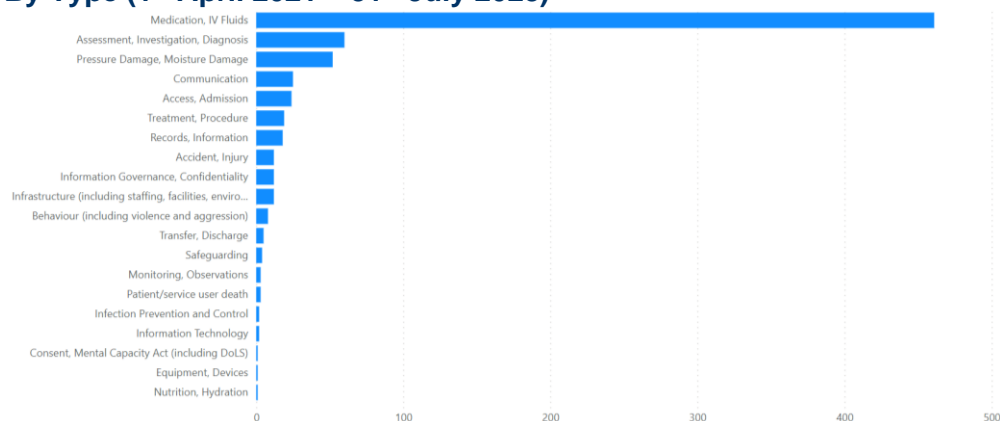
Primary Location	Count
Community Pharmacy	416
GP Surgery	246
Patients Home	22
Health Centre	9
Dental Surgery	8
Withybush Hospital	7
Bronglais Hospital	4
Glangwili Hospital	4
Optician	3
Prince Philip Hospital	2
Public Place	2
Community Premises	1
Tenby Cottage Hospital	1

**By Severity/Level (1<sup>st</sup> April 2021 – 31<sup>st</sup> July 2023)**



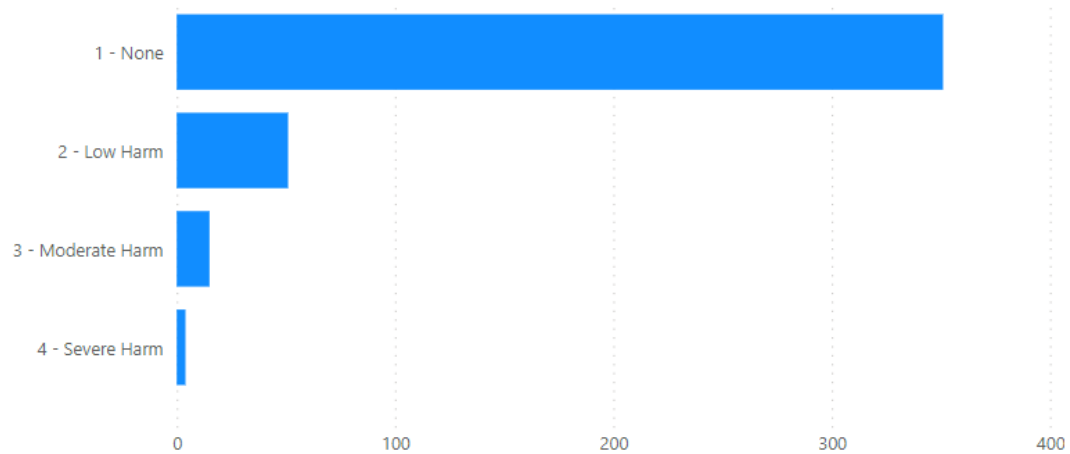
Severity	Count
1 - None	454
2 – Low Harm	179
3 – Moderate Harm	66
4 – Severe Harm	21
5 – Catastrophic Death	5

## By Type (1<sup>st</sup> April 2021 – 31<sup>st</sup> July 2023)



Incident type tier one	Count
Medication, IV Fluids	461
Assessment, Investigation, Diagnosis	60
Pressure Damage, Moisture Damage	52
Communication	25
Access, Admission	24
Treatment, Procedure	19
Records, Information	18
Accident, Injury	12
Information Governance, Confidentiality	12
Infrastructure (including staffing, facilities, environment)	12
Behaviour (including violence and aggression)	8
Transfer, Discharge	5
Safeguarding	4
Monitoring, Observations	3
Patient/service user death	3
Infection Prevention and Control	2
Information Technology	2
Consent, Mental Capacity Act (including DoLS)	1
Equipment, Devices	1
Nutrition, Hydration	1

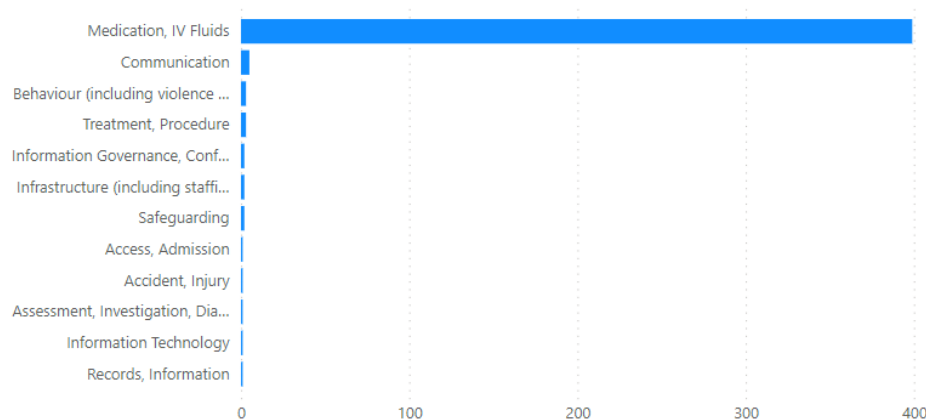
**Community Pharmacy (1<sup>st</sup> April 2021 – 31<sup>st</sup> July 2023)**  
**By Severity/Level**



Severity	Count
1 - None	351
2 – Low Harm	51
3 – Moderate Harm	15
4 – Severe Harm	4
5 – Catastrophic Death	0

## Community Pharmacy (1<sup>st</sup> April 2021 – 31<sup>st</sup> July 2023)

### By Type

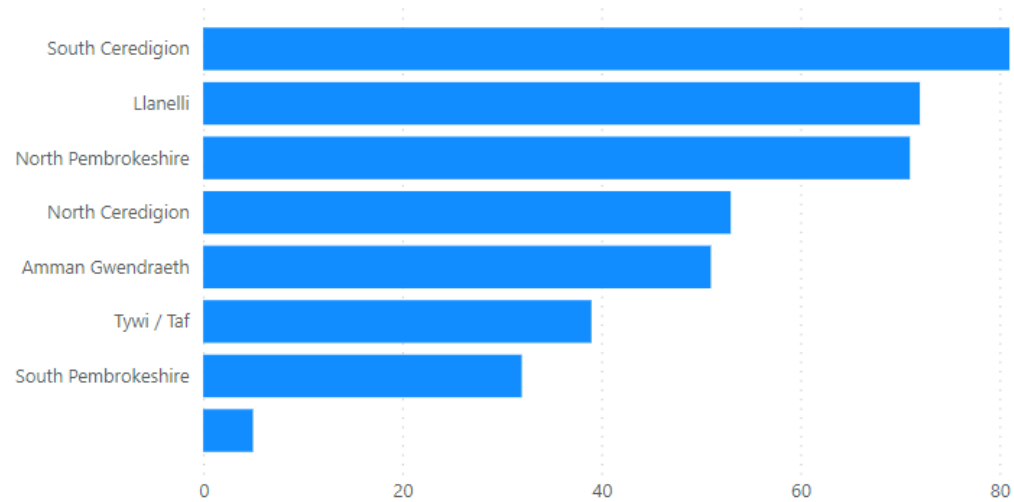


Incident type tier one	Count
Medication, IV Fluids	399
Communication	5
Behaviour (including violence and aggression)	3
Treatment, Procedure	3
Information Governance, Confidentiality	2
Infrastructure (including staffing, facilities, environment)	2
Safeguarding	2
Access, Admission	1
Accident, Injury	1
Assessment, Investigation, Diagnosis	1
Information Technology	1
Records, Information	1



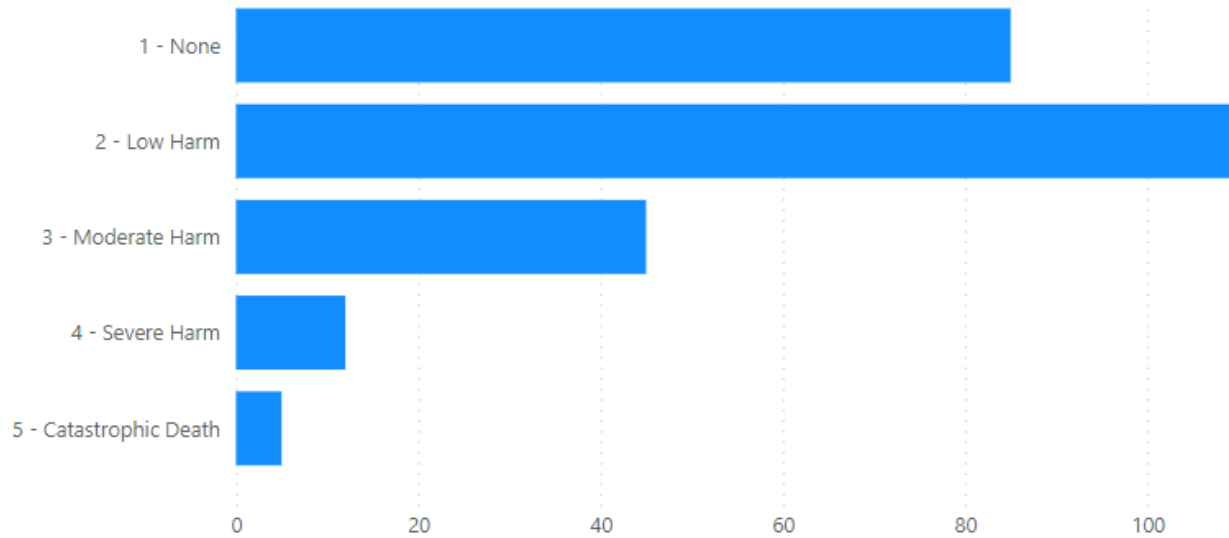
## Community Pharmacy (1<sup>st</sup> April 2021 – 31<sup>st</sup> July 2023)

### By Cluster



Primary Location	Count
South Ceredigion	81
Llanelli	72
North Pembrokeshire	71
North Ceredigion	53
Amman Gwendraeth	51
Tywi / Taf	39
South Pembrokeshire	32
Blank	5

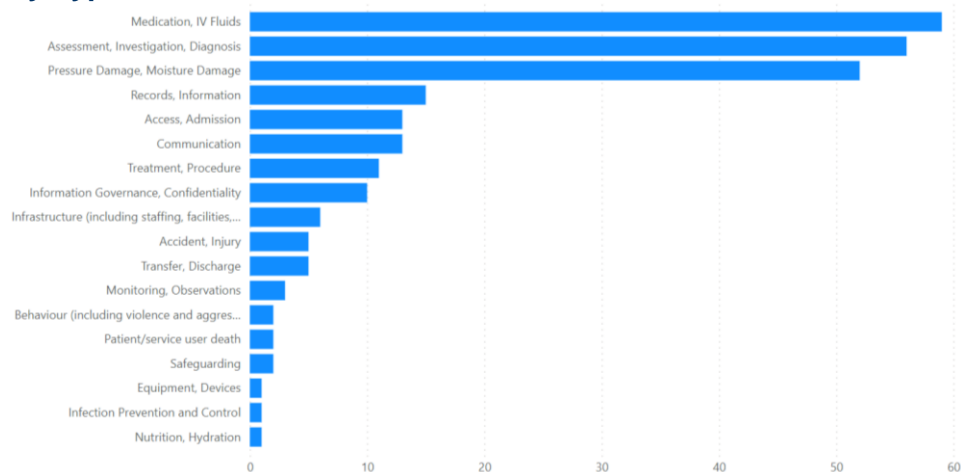
**General Practice (1<sup>st</sup> April 2021 – 31<sup>st</sup> July 2023)**  
**By Severity/Level**



Severity	Count
1 - None	85
2 – Low Harm	110
3 – Moderate Harm	45
4 – Severe Harm	12
5 – Catastrophic Death	5

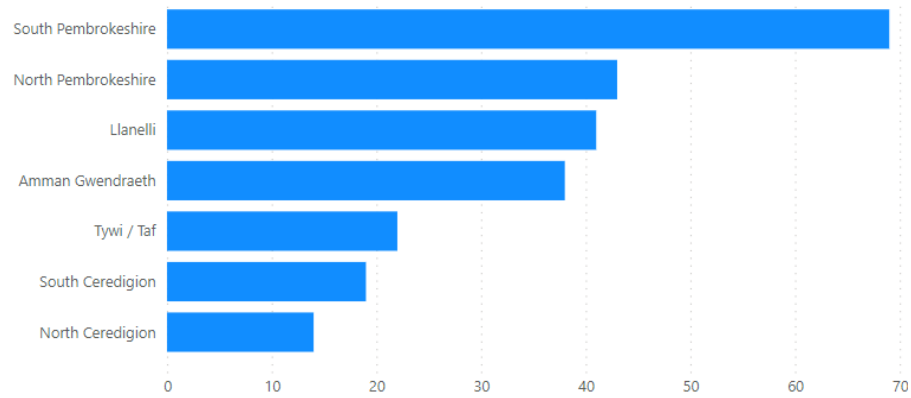
## General Practice (1<sup>st</sup> April 2021 – 31<sup>st</sup> July 2023)

### By Type



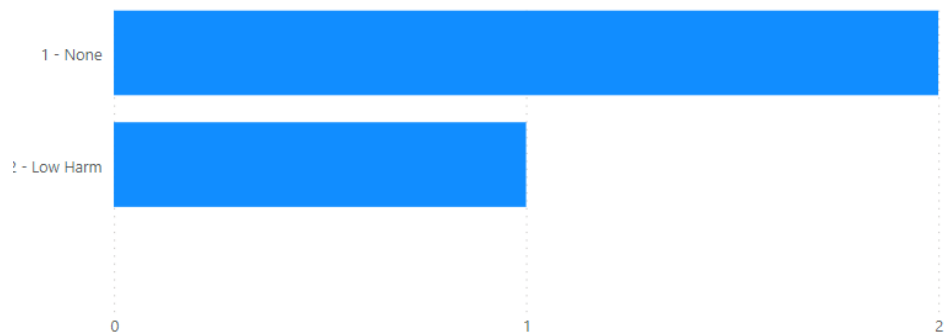
Incident type tier one	Count
Medication, IV Fluids	59
Assessment, Investigation, Diagnosis	56
Pressure Damage, Moisture Damage	52
Records, Information	15
Access, Admission	13
Communication	13
Treatment, Procedure	11
Information Governance, Confidentiality	10
Infrastructure (including staffing, facilities, environment)	6
Accident, Injury	5
Transfer, Discharge	5
Monitoring, Observations	3
Behaviour (including violence and aggression)	2
Patient/service user death	2
Safeguarding	2
Equipment, Devices	1
Infection Prevention and Control	1
Nutrition, Hydration	1

## General Practice (1<sup>st</sup> April 2021 – 31<sup>st</sup> July 2023) By Cluster



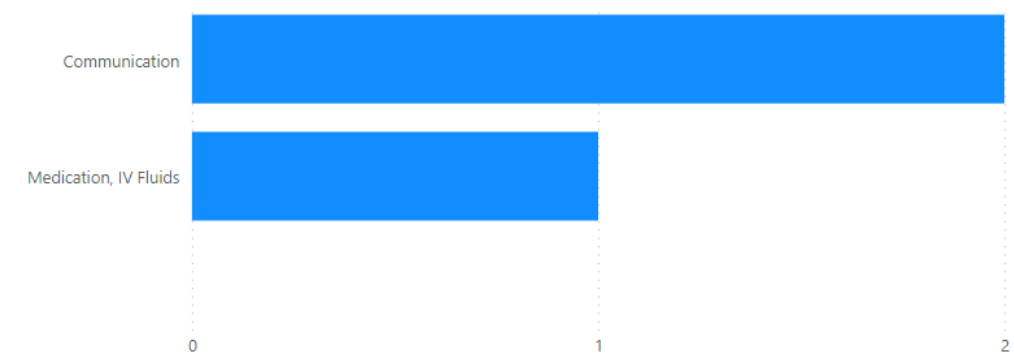
Primary Location	Count
South Pembrokeshire	69
North Pembrokeshire	43
Llanelli	41
Amman Gwendraeth	38
Tywi / Taf	22
South Ceredigion	19
North Ceredigion	14

**Opticians (1<sup>st</sup> April 2021 – 31<sup>st</sup> July 2023)**  
**By Severity/Level**



Severity	Count
1 - None	2
2 – Low Harm	1
3 – Moderate Harm	0
4 – Severe Harm	0
5 – Catastrophic Death	0

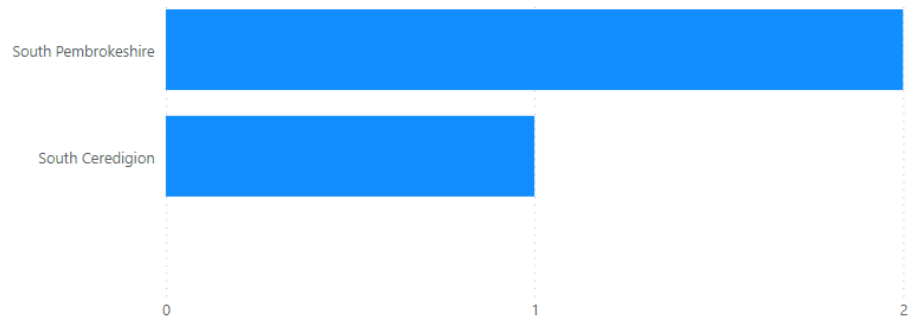
Opticians (1<sup>st</sup> April 2021 – 31<sup>st</sup> July 2023)  
By Type



Incident type tier one	Count
Communication	2
Medication, IV Fluids	1



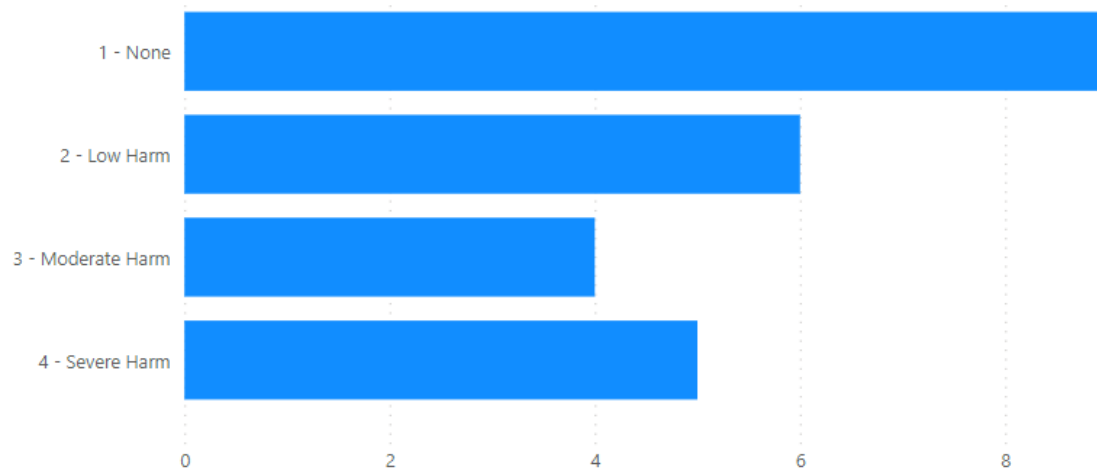
**Opticians (1<sup>st</sup> April 2021 – 31<sup>st</sup> July 2023)**  
**By Cluster**



Primary Location	Count
South Pembrokeshire	2
South Ceredigion	1
Llanelli	0
Amman Gwendraeth	0
Tywi / Taf	0
North Pembrokeshire	0
North Ceredigion	0

## Out of Hours Service (1<sup>st</sup> April 2021 – 31<sup>st</sup> July 2023)

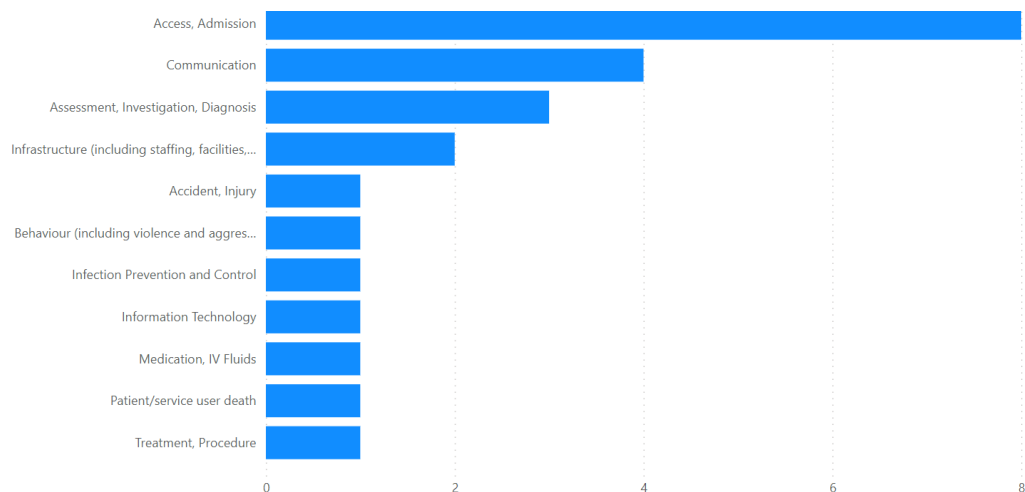
### By Severity/Level



Severity	Count
1 - None	9
2 – Low Harm	6
3 – Moderate Harm	4
4 – Severe Harm	5
5 – Catastrophic Death	0

## Out of Hours Service (1<sup>st</sup> April 2021 – 31<sup>st</sup> July 2023)

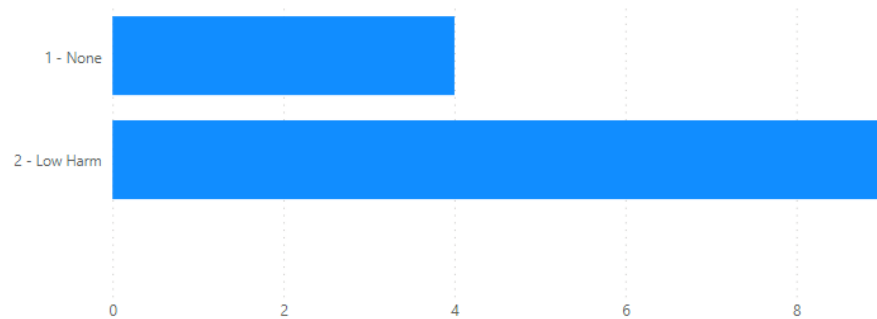
### By Type



Incident type tier one	Count
Access, Admission	8
Communication	4
Assessment, Investigation, Diagnosis	3
Infrastructure (including staffing, facilities, environment)	2
Accident, Injury	1
Behaviour (including violence and aggression)	1
Infection Prevention and Control	1
Information Technology	1
Medication, IV Fluids	1
Patient/service user death	1
Treatment, Procedure	1

## Dental (1<sup>st</sup> April 2021 – 31<sup>st</sup> July 2023)

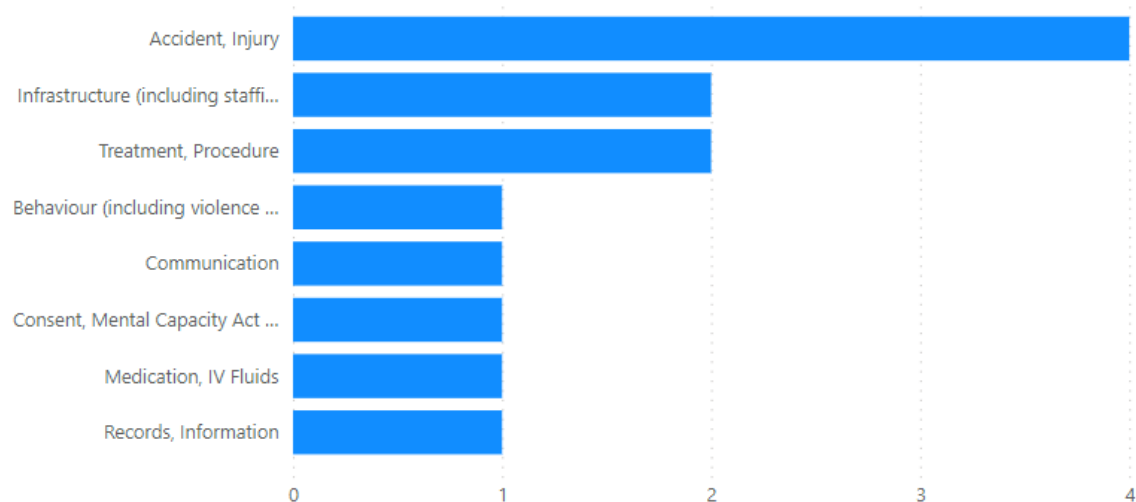
### By Severity/Level



Severity	Count
1 - None	4
2 – Low Harm	9
3 – Moderate Harm	0
4 – Severe Harm	0
5 – Catastrophic Death	0

## Dental (1<sup>st</sup> April 2021 – 31<sup>st</sup> July 2023)


### By Type



Incident type tier one	Count
Accident, Injury	4
Infrastructure (including staffing, facilities, environment)	2
Treatment, Procedure	2
Behaviour (including violence and aggression)	1
Communication	1
Consent, Mental Capacity Act (including DoLS)	1
Medication, IV Fluids	1
Records, Information	1

## Dental Services (PC) (1<sup>st</sup> April 2021 – 31<sup>st</sup> July 2023)

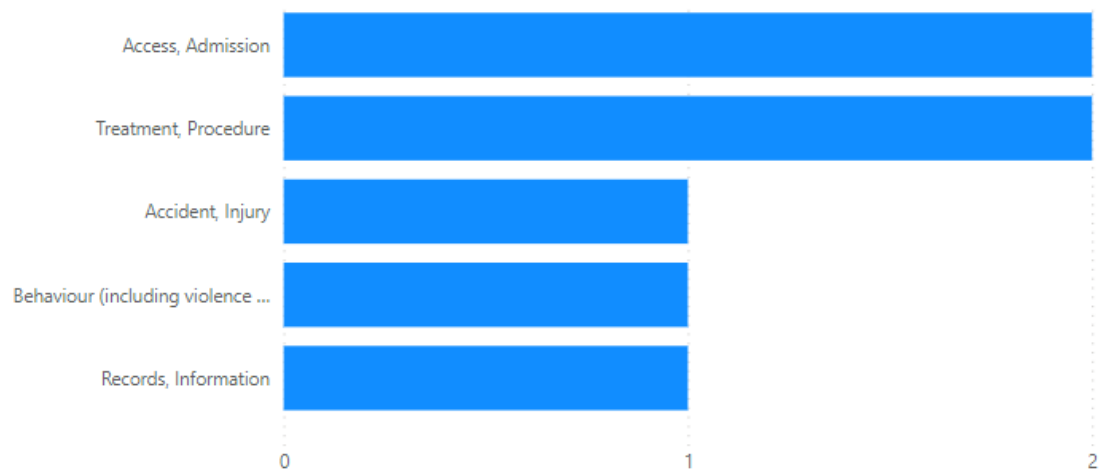
### By Severity/Level



Severity	Count
1 - None	3
2 – Low Harm	2
3 – Moderate Harm	2
4 – Severe Harm	0
5 – Catastrophic Death	0

## Dental Services (PC) (1<sup>st</sup> April 2021 – 31<sup>st</sup> July 2023)

### By Type



Incident type tier one	Count
Access, Admission	2
Treatment, Procedure	2
Accident, Injury	1
Behaviour (including violence and aggression)	1
Records, Information	1



## Dental Services (1<sup>st</sup> April 2021 – 31<sup>st</sup> July 2023)

### By Cluster



Primary Location	Count
South Ceredigion	2
Llanelli	1
North Ceredigion	1
North Pembrokeshire	1
South Pembrokeshire	1
Tywi / Taf	1
Amman Gwendraeth	0

## **Primary Care Patient Experience and Compliments Data Review**

### Contents

Background .....	2
Service Changes .....	2
Patient Experience .....	3
All Wales Experience – Health Board Survey (1st April 2021 to 31st July 2023) .....	3
Themes – 2021 .....	3
Themes – 2022 .....	3
The feedback reflects a range of experiences, with some patients expressing frustration with the system and others satisfied with the care they received. Negative experiences included difficulty getting appointments, receptionists being perceived as rude or unhelpful, and poor communication. Some patients also mentioned issues with the telephone consultation system and the lack of face-to-face appointments. Patients also reported positive experiences including praising the kindness, speed and professionalism of the staff. ....	3
Themes – 2023 .....	4
Patient Experience .....	5
Compliments (1st April 2021 to 31st July 2023) .....	5
3 Sentiments that relate to Compliment .....	5
3 Health Board Values that relate to Compliment .....	5
Themes – 2022 .....	5

## Background

As per the approved Clinical Services Plan methodology, Patient Experience data captured has been included for Primary Care Services across all sites in which the Service operates.

Due to data formatting across the current Civica system and historical records, data has only been analysed from 1<sup>st</sup> April 2021 to 31<sup>st</sup> July 2023. Historical records, pre-April 2021, cannot be assigned to particular Services in their entirety and so the methodology was updated to only analyse the current Civica system data.

Due to the implementation of the new Civica system, there was an initial decline in patient feedback as the system was being established and rolled out across the Health Board. The new system was implemented on a phased basis and therefore some services had a higher percentage of the feedback in the early stages. There will be an ongoing increase since the introduction of Civica as the Health Board's priority is to increase the volume of feedback.

Traditionally, emergency departments have always had a larger number of claims, complaints and patient feedback due to activity numbers. Patients that have a number of appointments in a relatively short period of time within a Service will generate more feedback.

It is possible that the data shows a variation in the number of reported complaints attributable to a Service. This relates to the system not always being able to distinguish between different specialties within the Service that may be related to other services within the system.

Due to the way records have been captured within the system and potential gaps in the data, the categorised totals may not equal overall totals per Service.

Data that has been analysed includes All Wales Patient Experience data, Friends and Family Test data and Compliments data. The Big Thank You has been discarded in its entirety as the formatting of the data follows the same structure as pre 2021 data and therefore cannot be assigned to a particular service.

The thematic analysis was undertaken using Microsoft Copilot and has been used to provide a summary of themes per Service per year based on the patient feedback received.

## Service Changes

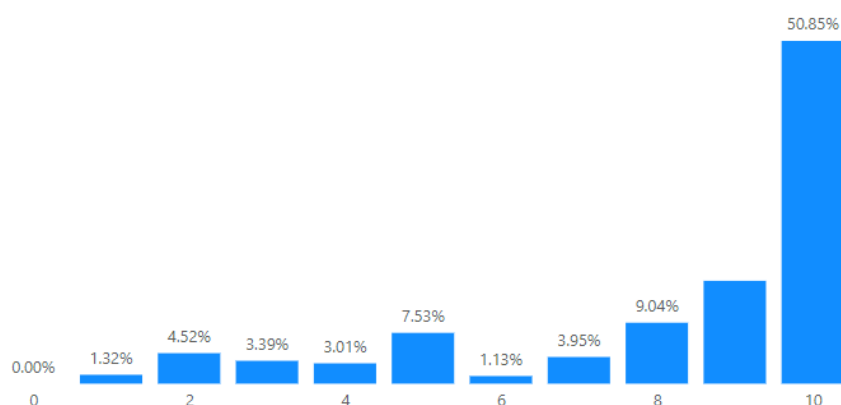
There have been no service changes for Primary Care within the review period and so the data set has been presented as a whole.

## Patient Experience

### All Wales Experience – Health Board Survey (1<sup>st</sup> April 2021 to 31<sup>st</sup> July 2023)



			Apr	May	Jun	Jul	Aug	Sep	Oct	Nov	Dec	2021
			0	0	0	0	0	0	0	4	0	4
Jan	Feb	Mar	Apr	May	Jun	Jul	Aug	Sep	Oct	Nov	Dec	2022
0	0	0	3	4	7	14	14	9	8	9	2	70
Jan	Feb	Mar	Apr	May	Jun	Jul						2023
8	4	5	12	4	4	11						48



### Themes – 2021

Staff were praised for their professionalism and caring attitudes, while negative experiences related to lack of communication between services requiring patients to follow up to find information on outcomes.

### Themes – 2022

The feedback reflects a range of experiences, with some patients expressing frustration with the system and others satisfied with the care they received. Negative experiences included difficulty getting appointments, receptionists being perceived as rude or unhelpful, and poor communication. Some patients also mentioned issues with the telephone consultation system and the lack of face-to-face appointments. Patients also reported positive experiences including praising the kindness, speed and professionalism of the staff.

### **Themes – 2023**

Experience was positive throughout accessing the service, however negative experience in accessing medications prescribed by out of hours service.


Gratitude and appreciation for the team, noting their friendliness and professionalism.

The feedback reflects a range of experiences, with some patients expressing frustration with the system and others satisfied with the care they received. Negative experiences included difficulty getting appointments, receptionists being perceived as rude or unhelpful, and poor communication. Some patients also mentioned issues with the telephone consultation system and the lack of face-to-face appointments. Patients also reported positive experiences including praising the kindness, speed and professionalism of the staff, the work of the receptionist and some noted improvements being seen in the service.

## Patient Experience

### Compliments (1<sup>st</sup> April 2021 to 31<sup>st</sup> July 2023)

Date Recorded



Recorded Date	Count
June 22	1
July 22	1
October 22	1

### 3 Sentiments that relate to Compliment

Sentiment	Count
Listening, Understanding, Communication	2
Understanding, Calm, Communication	1

### 3 Health Board Values that relate to Compliment

Value	Count
Respect, Fairness, Caring	1
Respect, Caring, Kindness	1
Respect, Openness, Kindness	1

### Themes – 2022


Theme arising is that staff were kind and caring while delivering patient centred care.

Themes arising are that staff were helpful, kind and professional and were open and honest when mistakes were made by the health board.

# Workforce Data

Clinical Services Plan : Activity Modelling Workstream

PRIMARY CARE





## Glossary of terms

Term/Acronym	Definition
ESR	Electronic Staff Record – This is the National recording system within the NHS that houses all staff information. The majority of the workforce information contained within this report will have been extracted from the reporting functionality within the system.
WTE	Whole Time Equivalent – For the medical workforce 1WTE equates to 10 sessions or above. For all other staff working in the NHS under AfC terms and conditions 1WTE equates to a full time position of 37.5 hour working week.
AfC	Agenda for Change is the current NHS grading and pay system for NHS staff across Wales, with the exception of doctors, dentists, apprentices and some very senior managers.
Cost code	The Health Board Budget is structured to take into account all areas that incur a cost and is therefore broken down into different directorate areas. The cost code is the lowest level of organisational hierarchy which would denote the department/service/ward e.g. Ward 1
Staff group	There are 9 staff groups to which workforce will belong, dependent on their role. These are: Additional Professional Technical & Scientific; Additional Clinical Services; Administrative & Clerical; Allied Health Professionals; Estates & Ancillary; Healthcare Scientists; Medical & Dental; Nursing & Midwifery Registered and Students
TRAC	NHS Recruitment system
SLE	Single Lead Employment model – Since 2019, all Junior doctors are now under an SLE contract and co-located within NHS Wales Shared Services Partnership (NWSSP) ESR data to allow doctors to rotate across health boards easily.
WNWRS	Wales National Workforce Reporting System – This is where all managed and independent practices input information for their current workforce which is reported on monthly for an All Wales picture of the Primary care workforce.

## Workforce Data Methodology overview

As part of the Activity Modelling workstream of the Clinical Services Plan the Strategic Workforce Planning team has provided the following report to assist the Workforce picture for the issues paper.

For the 10 Service areas noted, it is agreed that the Workforce data supplied will be based on the staffing consisted within the defined cost codes provided for each area. Where needed, additional information will be discussed with Service Managers as part of the current Task & Finish groups for each service.

As the scope of the project is to look at potential configuration changes for specific services, the workforce supporting the wider pathway will not be included within the data.

The data will focus on the clinical roles within the services i.e. Medical and Nursing workforce, but where available all professional group data from the cost codes will be presented.

To ensure any interdependencies are highlighted, any known workforce risks for the service will be included.

On the following pages the supplied cost codes for the service area are noted along with the intended outputs from each data set.

Due to the complexity of the workforce breakdown of some cost codes which can cover a number of service areas, where we may have not been able to disaggregate the specific workforce aligned to the service. Where these issues are raised within the data, this has been noted within the information provided.

## Workforce Data Sources and outputs

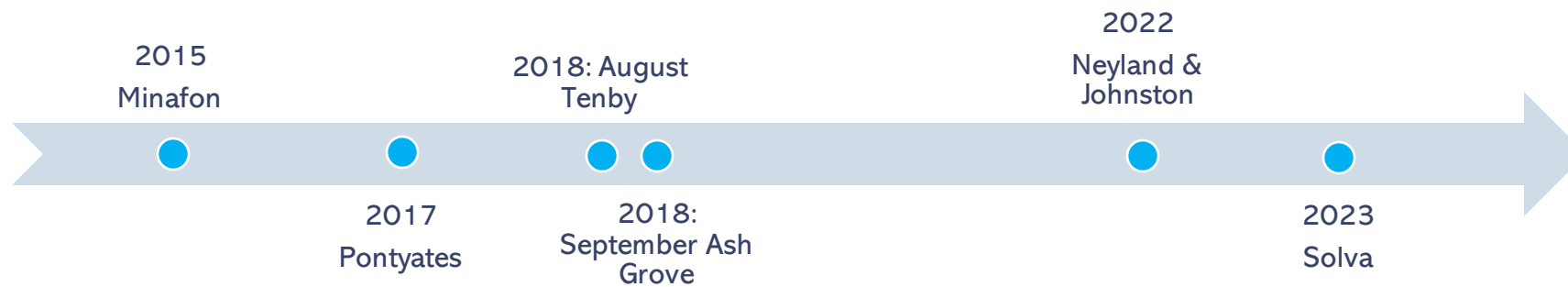
Workforce Area	Data Source	Output
Current Workforce	<ul style="list-style-type: none"> <li>ESR Staff In Post for Managed Practices: November 2023 data</li> <li>WNWRS Data for Independent practices</li> </ul>	Table/Graph denoting current Budget, Actual and Vacancies for each of the service areas based on cost codes supplied. This will be by Professional group and where possible by role and location (this will be determined by data availability for each area). Where possible this will also include details of any Temporary Workforce utilised. For the Independent practices this will be information contained within the WNWRS system and may not be wholly comparable to data held within NHS ESR systems.
Workforce Risks	Risk Register / Datix: 31 <sup>st</sup> October 2023	Information on Current Service specific Workforce risks and any known interdependent service risks associated.
Starters & Leavers	ESR Staff Movements Yearly data for 1 <sup>st</sup> April to 31 <sup>st</sup> March for each year	Table/Graph denoting number of Starters and Leavers across each of the service areas. As above, where possible additional information will be provided for role and location however we are aware for leavers some of this data is not available within ESR. This will be for managed practice data only.

# Primary Care: Managed Practice Workforce Overview 30<sup>th</sup> November 2023

## Managed Practices

There are currently 6 Managed Practices within Hywel Dda Health Board. These were previously Independent GP practices who had given notice on their contracts with the Health Board. As a result they have become managed practices meaning they are now run by the Health Board and are part of the Health Board's budget.

Below shows the timeline of when the practices became managed by the Health Board.



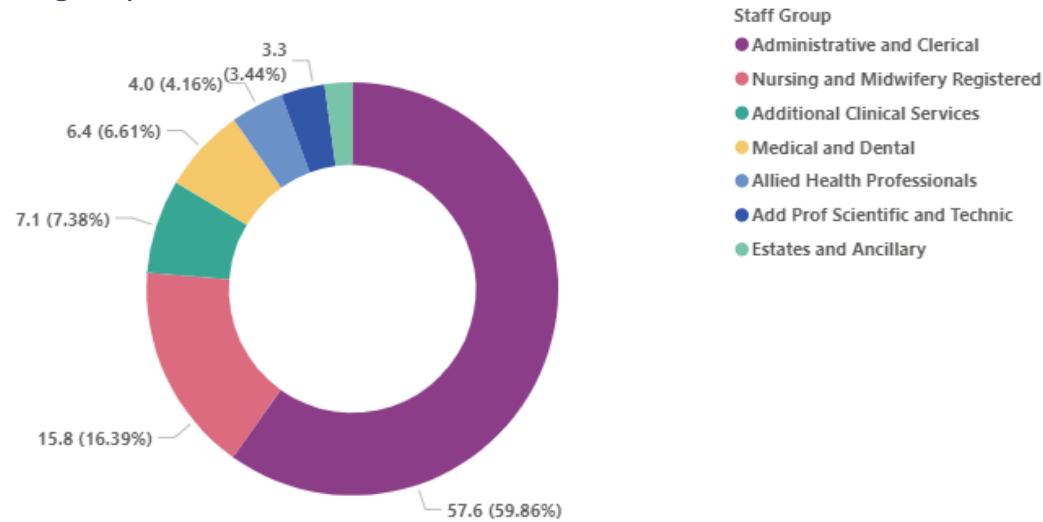
## Primary Care Workforce: Managed Practice data (as of 30<sup>th</sup> November 2023)

Staff Group	Role	Location/Managed Practice						Grand Total
		Ashgrove	Minafon	Neyland & Johnston	Pontyates	Solva	Tenby	
Add Prof Scientific and Technic	Pharmacist			0.5			0.8	1.3
	Physician Associate	1.0	1.0					2.0
	Add Prof Scientific and Technic Total	1.0	1.0	0.5			0.8	3.3
Additional Clinical Services	Health Care Support Worker	1.5	1.3	0.8	0.7		1.1	5.4
	Healthcare Assistant					0.8		0.8
	Phlebotomist			0.9				0.9
	Additional Clinical Services Total	1.5	1.3	1.7	0.7	0.8	1.1	7.1
Administrative and Clerical	Clerical Worker		5.3	4.1	2.0	3.0	2.3	16.8
	Manager	2.0	1.0	0.9	1.0	0.9	0.9	6.7
	Medical Secretary	1.0	0.8		0.8		1.5	4.2
	Officer	0.6	1.0				1.8	3.3
	Receptionist	8.6	5.0	2.3	4.3	0.6	5.9	26.6
	Administrative and Clerical Total	12.2	13.1	7.2	8.1	4.6	12.4	57.6
Allied Health Professionals	Paramedic Specialist Practitioner			1.0			2.0	3.0
	Physiotherapist Specialist Practitioner		1.0					1.0
	Allied Health Professionals Total		1.0	1.0			2.0	4.0
Estates and Ancillary	Assistant		0.5			0.4	0.8	1.8
	Support Worker				0.3			0.3
	Estates and Ancillary Total		0.5		0.3	0.4	0.8	2.1
Medical and Dental	General Medical Practitioner	1.4	1.2	1.6	0.5	0.8	0.8	6.4
	Medical and Dental Total	1.4	1.2	1.6	0.5	0.8	0.8	6.4
Nursing and Midwifery Registered	Nurse - Advanced Practitioner	0.8					1.0	1.8
	Nurse Consultant			0.5				0.5
	Nurse Manager	0.8	1.0	0.6		0.4		2.8
	Practice Nurse	2.2	1.4	1.4	1.4	1.2	2.5	10.2
	Specialist Nurse Practitioner			0.5				0.5
	Staff Nurse							0.2
	Nursing and Midwifery Registered Total	3.8	2.4	3.0	1.4	1.6	3.5	16.0
Grand Total		19.8	20.6	15.1	11.1	8.2	21.4	96.4

The table shows the breakdown of the staff group, role and location of the workforce across the 6 Managed practices as of 30<sup>th</sup> November 2023.

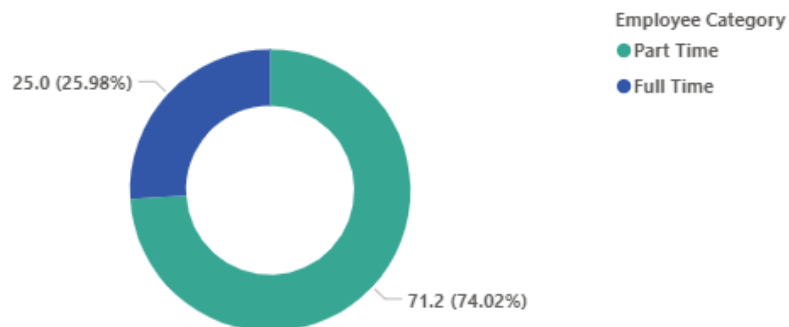
## Primary Care Workforce: Managed Practice data continued

WTE by staff group



The chart shows the percentage of workforce attributed to each staff group. There are 136 individuals employed across the 6 practices equating to 96.4WTE. As can be seen Administrative and Clerical roles are the largest group with 57.6% of the Managed practice workforce. These are mainly receptionist (26.6WTE) and clerical worker roles (26.6WTE).

WTE by Full time/ Part Time



The chart (left) shows the breakdown of Full time and part time staff across the managed practices. A quarter of the workforce work full time, however almost 75% currently work part time



## Primary Care Workforce: Managed Practice data continued

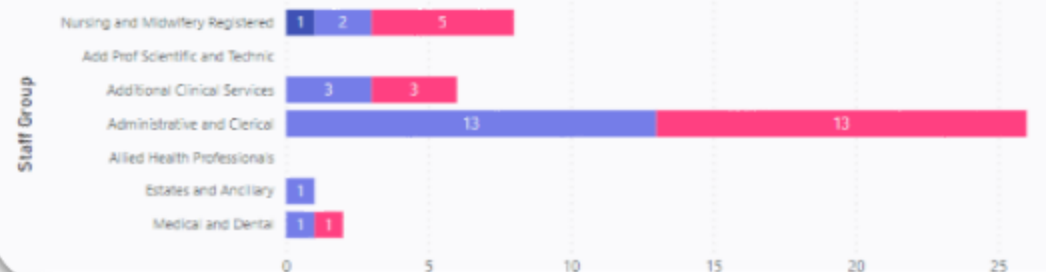
Across the managed practices there is a high proportion of the workforce who are currently aged over 51. As seen in the graph there are 43 individuals who are currently over the age of 56 and therefore may decide to retire in the next 5-10 years. 18 of these are nearing the state pension age, which is currently 66 years old.

Headcount by Age Band



Retirement Projections

● Retiring Soon (0-1 year) ● Retiring 2 to 5 years ● Retiring 5 to 10 years



The retirement projection graph (left) shows the potential retirements across the practices within the next 0-1, 2-5 and 5-10 year timeline for each staff group. The majority are within the admin and clerical roles, however there are a number within nursing and medical. In total this equates to 31.6% of the workforce reaching the average retirement age for their staff group within the next 10 years, almost half of these within the next 0-5 years.

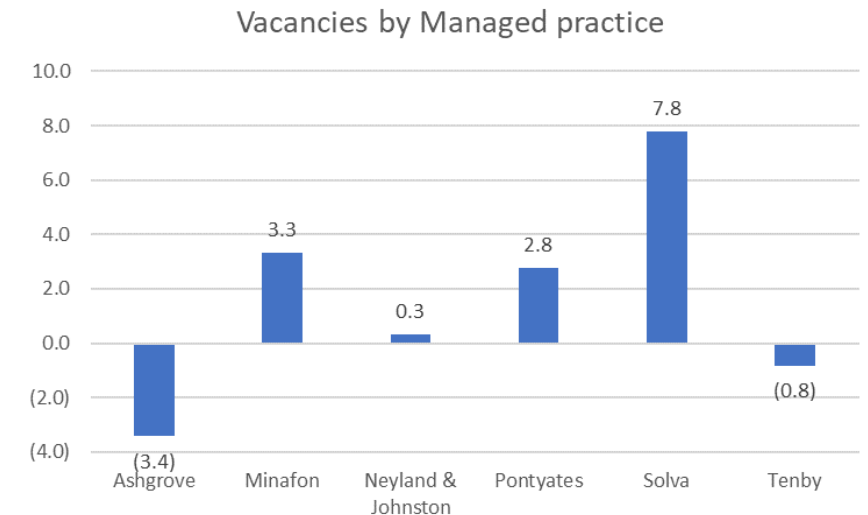
## Primary Care Workforce : Managed Practice data continued (as of 30<sup>th</sup> November 2023)

All 6 Managed practices	Budget	Actual	Vacancy
ADD PROF SCIENTIFIC AND TECHNICAL	7.0	3.3	3.7
ADDITIONAL CLINICAL SERVICES	10.2	7.1	3.1
ADMINISTRATIVE & CLERICAL	51.8	57.6	(5.8)
ALLIED HEALTH PROFESSIONALS	0.9	4.0	(3.1)
ESTATES AND ANCILLIARY	3.1	2.1	1.0
MEDICAL AND DENTAL	17.1	6.4	10.7
NURSING AND MIDWIFERY REGISTERED	16.2	15.8	0.4
<b>Grand Total</b>	<b>106.2</b>	<b>96.2</b>	<b>10.0</b>

The table (left) shows the current Budget, Actual workforce WTE in post and the vacancies within the Primary Care Managed Practices within the Health Board.

As of 30<sup>th</sup> November 2023 there was a total of 10WTE vacancies across the 6 managed practices, the majority of these within Solva practice, with 7.8WTE vacancies.

WTE by Staff group	Ashgrove	Minafon	Neyland & Johnston	Pontyates	Solva	Tenby
ADD PROF SCIENTIFIC AND TECHNICAL	1.0	1.0	0.5			0.8
ADDITIONAL CLINICAL SERVICES	1.5	1.3	1.7	0.7	0.8	1.1
ADMINISTRATIVE & CLERICAL	12.2	13.1	7.2	8.1	4.6	12.4
ALLIED HEALTH PROFESSIONALS		1.0	1.0			2.0
ESTATES AND ANCILLIARY		0.5		0.3	0.4	0.8
MEDICAL AND DENTAL	1.4	1.2	1.6	0.5	0.8	0.8
NURSING AND MIDWIFERY REGISTERED	3.8	2.4	3.8	1.4	0.8	3.5
<b>Grand Total</b>	<b>19.8</b>	<b>20.6</b>	<b>15.9</b>	<b>11.1</b>	<b>7.4</b>	<b>21.4</b>

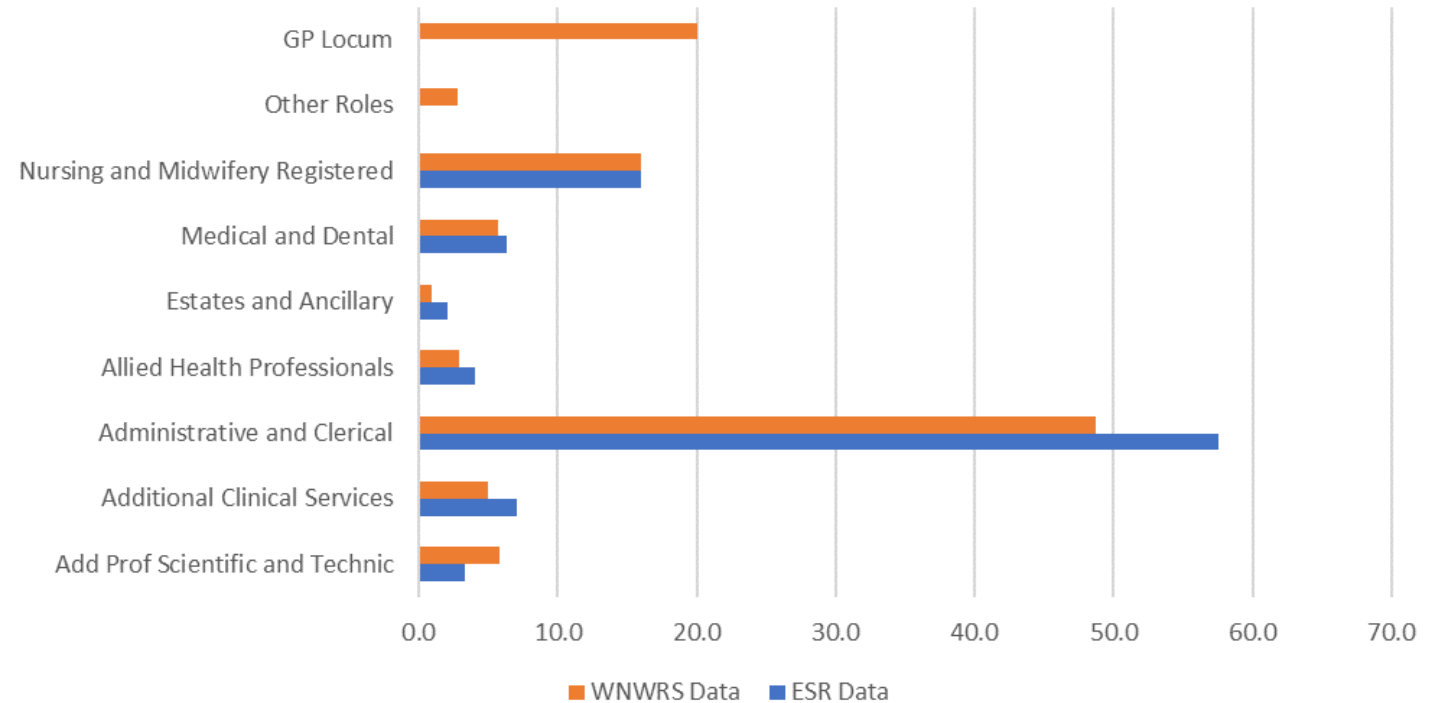


## Primary Care Workforce : Managed Practice data comparison

The graph shows the comparison between Health Board data which is held within ESR and the information input by each individual practice into the Welsh National Workforce Reporting system (WNWRS).

For the majority of areas, there is a discrepancy in the data. This is mainly due to the differences in which roles are categorised and named. In some cases, for Nursing and Medical roles there is a fairly direct correlation, however in other areas e.g. Admin & clerical roles there are a number that aren't counted within the WNWRS system.

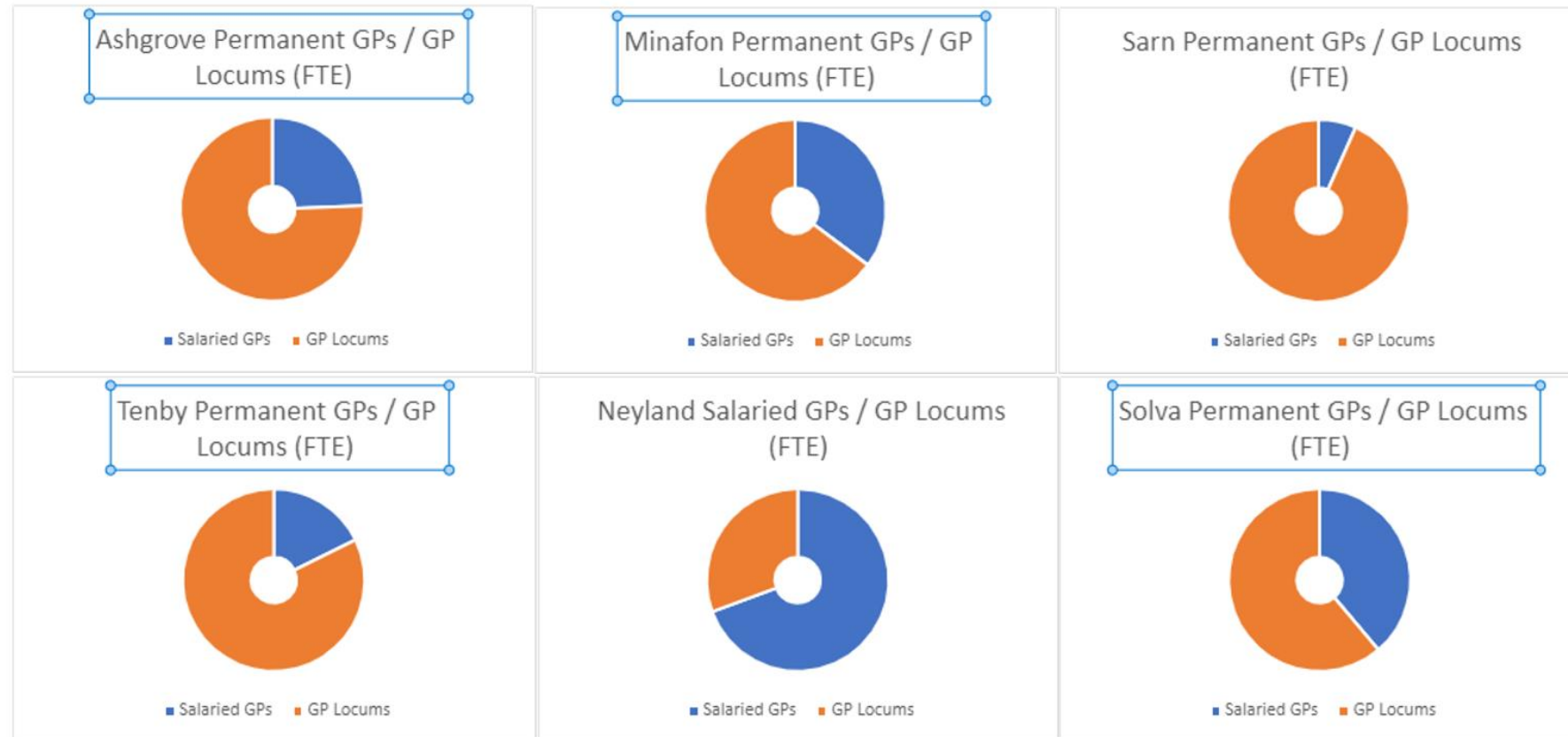
In addition, 20.09WTE GP Locums are counted within the WNWRS data with a headcount of 214. Within Hywel Dda's ESR staff in post, 56 individuals were located under GP Locum or GP Out of hours contracts but no WTE can be attributed to these for comparison.



## Primary Care Workforce : Managed Practice WNWRS data

Within the WNWRS data we can look at a comparison of Locum GPs to substantive/permanent GPs in post across the managed practices. The charts show the percentage of Locum & permanent GP usage across each managed practice.

We can see that almost all practices are reliant on their temporary workforce with 5 of the 6 using locum GPs over 65% of the time. For Solva, they are wholly reliant on locum usage within the practice. Neyland & Johnston are the only practice that have a majority permanent GP workforce, but are still reliant on temporary locum usage for almost a third of their GP workforce.



# Primary Care: Independent Practice Workforce Overview 30<sup>th</sup> November 2023

## Primary Care Workforce : Independent Practice WNWRS data

There are a total of 48 GP practices across the Health Board area, 6 are currently managed practices with the remaining 42 operating as Independent Practices.

The table shows a breakdown of the workforce data from within WNWRS. This information is input into the system by each practice and therefore further analysis of the accuracy of the data needs to take place with each practice to ensure that the data input is both accurate and consistently collated across the whole Health board footprint.

As was noted on the earlier slides there is some correlation with Health Board ESR data and the WNWRS system for GPs and the nursing workforce however, there were also a number of inconsistencies with only 25% of the data being comparable.

From the 1000WTE workforce shown in the table, we could estimate that approximately 36% (GP and Nursing workforce) is accurate, however the remaining 64% would need further analysis and validation to enable a true picture of the Primary care workforce across all GP sites.

GP Practice & total workforce	All GPs	All Nurses	All Admin & Clerical	All Direct Patient Care roles	TOTAL
Argyle Medical Group	6.93	10.07	37.81	6.67	61.48
Ashgrove Medical Centre	5.85	4.19	12.89	4.96	27.89
The Llwynhendy Health Centre	4.90	2.13	10.33	4.28	21.65
Amman Tawe Partnership	2.64	3.35	9.68	2.00	17.66
St Thomas Surgery	6.30	3.29	12.39	2.68	24.66
Meddygfa Minafon	3.60	2.00	9.96	0.80	16.36
New Quay Surgery	1.49	3.03	5.57	0.67	10.76
Borth Medical Practice	2.68	2.43	4.63	2.60	12.34
Coach & Horses Surgery	4.66	1.81	10.96	2.83	20.27
Barlow House Surgery	5.78	0.99	9.67	0.73	17.16
Meddygfa Teilo	5.75	3.52	13.83	2.11	25.20
Meddygfa Sam	7.96	2.11	8.49	0.73	19.29
Church Surgery	5.72	1.61	9.67	2.80	19.80
Fishguard Health Centre	7.04	2.75	12.93	2.13	24.85
Furnace House Surgery	8.62	5.56	14.21	2.19	30.58
Meddygfa Emlyn	6.43	3.88	15.03	2.08	27.42
Llynfron Surgery	6.11	5.15	12.96	3.31	27.52
Fairfield Surgery	4.13	1.92	10.04	0.99	17.08
Tanyfron Primary Care	3.44	1.73	2.32	3.64	11.13
Meddygfa Taf	5.11	2.27	7.07	2.00	16.44
Meddygfa Padarn Surgery	4.22	1.81	15.29	1.64	22.97
Ystwyth Medical Group	4.06	3.92	12.61	4.08	24.67
Tenby Surgery	4.89	3.93	11.51	6.25	26.59
Meddygfa Tywyn Bach	1.60	2.92	9.76	2.88	17.16
Saundersfoot Medical Centre	5.27	4.53	18.23	8.39	36.41
Meddygfa Tymbl	2.15	2.17	12.73	1.88	18.93
Brynteg Surgery	6.29	5.05	14.44	3.07	28.85
Avenue Villa Surgery	4.88	3.49	11.99	2.79	23.15
Narberth Surgery	6.21	2.22	10.01	1.57	20.02
Bro Pedr Medical Group	5.75	3.83	13.28	2.60	25.46
Margaret Street Practice	2.39	5.52	13.41	2.00	23.32
The Robert Street Surgery	4.39	3.05	9.13	2.24	18.82
Winch Lane Surgery	10.73	4.29	12.15	1.56	28.74
Cardigan Health Centre	5.57	5.63	13.57	1.57	26.35
Coalbrook Surgery	3.25	1.67	6.29	0.72	11.93
Llangennech Surgery	3.29	0.58	3.69	1.02	8.58
St Peters Surgery	4.07	1.95	8.56	1.76	16.33
Meddygfa Penygroes	2.33	3.27	12.63	1.60	19.83
Ty Elli Group Practice	5.15	7.67	16.28	2.76	31.85
Tregaron Surgery	2.38	1.80	2.51	2.29	8.98
Llanfair Surgery	5.21	1.43	13.63	3.67	23.93
Llanilar Health Centre	0.71	2.39	5.04	4.28	12.41
St Davids Surgery	1.78	1.87	4.35	1.03	9.02
Solva Surgery	1.17	1.57	5.53	0.00	8.28
Meddygfa Tywi	3.26	1.81	6.01	4.47	15.55
Newport Surgery	4.83	1.79	10.88	3.50	21.00
Neyland Health Centre	2.31	2.24	8.24	1.00	13.79
Morfa Lane Surgery	1.66	2.17	3.63	0.21	7.67
<b>Hywel Dda Area TOTAL</b>	<b>214.9</b>	<b>148.4</b>	<b>515.8</b>	<b>121.0</b>	<b>1000.2</b>



## Workforce Risks

Noted below are the workforce related risks for Primary Care on Datix (as of 31<sup>st</sup> October 2023).

Service Risk Linked to 1649	Directorate	Risk Statement	Workforce Themes	Workforce Control Measures in place	Current Risk Score	Previous Risk Score	Movement (↓, ↑ & ↔)	RAG Rating
1109	P,C,LTC: Primary Care	<p>There is a risk that there could be days in Managed Practices where there is no GP cover on site.</p> <p>This is caused by limited locum availability, challenging recruitment to substantive posts, as well as a lack of flexibility in the existing locum workforce.</p> <p>This will lead to an impact/affect on direct delivery of General Medical Services to registered patients, delay in escalation of clinical concerns/decision making. Potential of managed practice being closed due to no medical supervision on site due to being clinically unsafe to keep practice open. Also a knock on effect to A&amp;E and out of hours services.</p> <p>Risk location, Meddygfa Gelli-Onn/Ash Grove Medical Centre, Llanelli, Meddygfa Minafon, Kidwelly, Meddygfa'r Sarn, Pontyates, St Clement's Surgery, Neyland, The Surgery, Tenby.</p>	Locum availability, Recruitment, sustainability of services	Provision locum services where available. Continue to recruit into vacancies. Diversification of staffing to MDT model. Escalation process established.	9	12	↓	
1725	P,C,LTC: Primary Care	<p>There is a risk of a significantly reduced level of access to NHS General Dental Services within North Pembrokeshire</p> <p>This is caused by GDS contracts being handed back to the Health Board by dentists no longer wishing to provide NHS dental services, dentists not wanting to work within NHS Dental Contract Reform and the inability to recruit and retain dentists to provide NHS dental services.</p> <p>This will lead to an impact/affect on demand for and recurrent use of the 111 urgent access service. Potential for increased patient referrals into Minor Oral Surgery services, delay in identifying oral cancers and loss of dentition. Likely to impact on GPs, GP out of hours, A&amp;E and MIU if patients are unable to access dental services. Increased antibiotic prescribing. Children unable to access routine care leading to an increased likelihood of tooth decay, extractions and children requiring orthodontic intervention.</p> <p>Risk location, Pembrokeshire.</p>	Recruitment & retention	<p>There is a risk of a significantly reduced level of access to NHS General Dental Services within North Pembrokeshire</p> <p>This is caused by GDS contracts being handed back to the Health Board by dentists no longer wishing to provide NHS dental services, dentists not wanting to work within NHS Dental Contract Reform and the inability to recruit and retain dentists to provide NHS dental services.</p> <p>This will lead to an impact/affect on demand for and recurrent use of the 111 urgent access service. Potential for increased patient referrals into Minor Oral Surgery services, delay in identifying oral cancers and loss of dentition. Likely to impact on GPs, GP out of hours, A&amp;E and MIU if patients are unable to access dental services. Increased antibiotic prescribing. Children unable to access routine care leading to an increased likelihood of tooth decay, extractions and children requiring orthodontic intervention.</p> <p>Risk location, Pembrokeshire.</p>	12	-	-	




## Workforce Risks continued

Service Risk Linked to 1649	Directorate	Risk Statement	Workforce Themes	Workforce Control Measures in place	Current Risk Score	Previous Risk Score	Movement (↓, ↑ & ↔)	RAG Rating
1726	P,C,LTC: Primary Care	<p>There is a risk of a significantly reduced level of access to NHS General Dental Services within North Ceredigion.</p> <p>This is caused by GDS contracts being handed back to the Health Board by dentists no longer wishing to provide NHS dental services, dentists not wanting to work within NHS Dental Contract Reform and the inability to recruit and retain dentists to provide NHS dental services.</p> <p>This will lead to an impact/affect on demand for and recurrent use of the 111 urgent access service. Potential for increased patient referrals into Minor Oral Surgery services, delay in identifying oral cancers and loss of dentition. Likely to impact on GPs, GP out of hours, A&amp;E and MIU if patients are unable to access dental services. Increased antibiotic prescribing. Children unable to access routine care leading to and increased likelihood of tooth decay, tooth extractions and children requiring orthodontic intervention.</p>	Recruitment & retention	<p>Regular contract meetings with providers</p> <p>Ongoing monitoring of situation and reporting to the Primary Care Contracts Review Group</p> <p>Provision of support to contract providers with the aim of supporting them to ret</p>	9	-		

# Workforce Data

Clinical Services Plan : Activity Modelling Workstream

PRIMARY CARE : Out of Hours Service



## Glossary of terms

Term/Acronym	Definition
ESR	Electronic Staff Record – This is the National recording system within the NHS that houses all staff information. The majority of the workforce information contained within this report will have been extracted from the reporting functionality within the system.
WTE	Whole Time Equivalent – For the medical workforce 1WTE equates to 10 sessions or above. For all other staff working in the NHS under AfC terms and conditions 1WTE equates to a full time position of 37.5 hour working week.
AfC	Agenda for Change is the current NHS grading and pay system for NHS staff across Wales, with the exception of doctors, dentists, apprentices and some very senior managers.
Cost code	The Health Board Budget is structured to take into account all areas that incur a cost and is therefore broken down into different directorate areas. The cost code is the lowest level of organisational hierarchy which would denote the department/service/ward e.g. Ward 1
Staff group	There are 9 staff groups to which workforce will belong, dependent on their role. These are: Additional Professional Technical & Scientific; Additional Clinical Services; Administrative & Clerical; Allied Health Professionals; Estates & Ancillary; Healthcare Scientists; Medical & Dental; Nursing & Midwifery Registered and Students
TRAC	NHS Recruitment system
SLE	Single Lead Employment model – Since 2019, all Junior doctors are now under an SLE contract and co-located within NHS Wales Shared Services Partnership (NWSSP) ESR data to allow doctors to rotate across health boards easily.
WNWRS	Wales National Workforce Reporting System – This is where all managed and independent practices input information for their current workforce which is reported on monthly for an All Wales picture of the Primary care workforce.

## Workforce Data Methodology overview

As part of the Activity Modelling workstream of the Clinical Services Plan the Strategic Workforce Planning team has provided the following report to assist the Workforce picture for the issues paper.

For the 10 Service areas noted, it is agreed that the Workforce data supplied will be based on the staffing consisted within the defined cost codes provided for each area. Where needed, additional information will be discussed with Service Managers as part of the current Task & Finish groups for each service.

As the scope of the project is to look at potential configuration changes for specific services, the workforce supporting the wider pathway will not be included within the data.

The data will focus on the clinical roles within the services i.e. Medical and Nursing workforce, but where available all professional group data from the cost codes will be presented.

To ensure any interdependencies are highlighted, any known workforce risks for the service will be included.

On the following pages the supplied cost codes for the service area are noted along with the intended outputs from each data set.

Due to the complexity of the workforce breakdown of some cost codes which can cover a number of service areas, where we may have not been able to disaggregate the specific workforce aligned to the service. Where these issues are raised within the data, this has been noted within the information provided.

## Workforce Data Sources and outputs

Workforce Area	Data Source	Output
Current Workforce	<ul style="list-style-type: none"> <li>ESR Staff In Post for Managed Practices: November 2023 data</li> <li>WNWRS Data for Independent practices</li> </ul>	Table/Graph denoting current Budget, Actual and Vacancies for each of the service areas based on cost codes supplied. This will be by Professional group and where possible by role and location (this will be determined by data availability for each area). Where possible this will also include details of any Temporary Workforce utilised. For the Independent practices this will be information contained within the WNWRS system and may not be wholly comparable to data held within NHS ESR systems.
Workforce Risks	Risk Register / Datix: 31 <sup>st</sup> October 2023	Information on Current Service specific Workforce risks and any known interdependent service risks associated.
Starters & Leavers	ESR Staff Movements Yearly data for 1 <sup>st</sup> April to 31 <sup>st</sup> March for each year	Table/Graph denoting number of Starters and Leavers across each of the service areas. As above, where possible additional information will be provided for role and location however we are aware for leavers some of this data is not available within ESR. This will be for managed practice data only.

# Primary Care: Out of Hours Service Workforce Overview 30<sup>th</sup> November 2023

## Primary Care: Out of Hours Service Workforce

Staff Group	Role	Location / Site					Grand Total
		Bronglais	Glangwili	Llandysul	Prince Philip	Withybush	
Additional Clinical Services	Call operator		1.7		0.7	5.2	7.6
	Emergency Medical Dispatcher					1.6	1.6
	Health Care Support Worker	0.5					0.5
Additional Clinical Services Total		0.5	1.7		0.7	6.7	9.7
Administrative and Clerical	Clerical Worker				0.5	1.4	1.9
	Manager					1.0	1.0
	Officer					4.0	4.0
	Receptionist		1.6			2.4	4.1
Administrative and Clerical Total			1.6		0.5	8.8	10.9
Estates and Ancillary	Driver	4.1	2.0	0.4		1.0	7.5
Estates and Ancillary Total		4.1	2.0	0.4		1.0	7.5
Medical & Dental	General Medical Practitioner (GP)	2.8			0.4	3.7	6.9
Medical & Dental Total		2.8			0.4	3.7	6.9
Nursing and Midwifery Registered	Community Nurse					0.1	0.1
Nursing and Midwifery Registered Total						0.1	0.1
		7.5	5.3	0.4	1.6	20.3	35.1

The table shows the breakdown of the staff group, role and location of the workforce across the Out of Hours Service as of 30<sup>th</sup> November 2023 from the cost codes for this service.

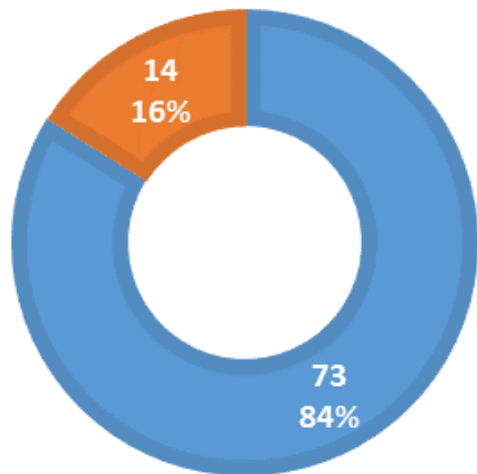
The table shows the substantive members of staff employed by the Health board only. In addition there are a number of staff who work across the Health Board on Bank and Locum contracts.



## Primary Care: Out of Hours Service Workforce continued

### HEADCOUNT

■ Ad Hoc/Sessional GP ■ Salaried GP

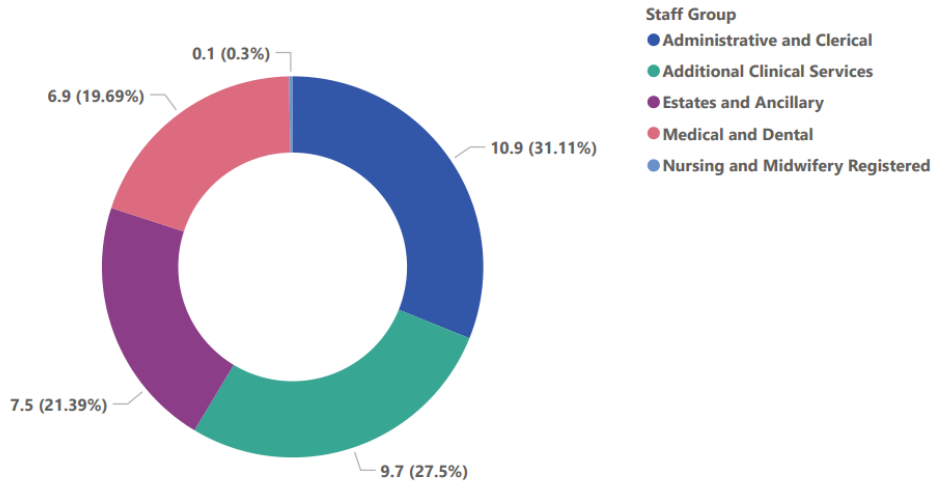


As of 30<sup>th</sup> November there were 14 substantive GPs working within Out of Hours equating to 6.9WTE. There is currently a budget for 31WTE Medical staff in place for the service leaving a 24.1WTE vacancy. These vacant posts are being filled predominantly by ad hoc/sessional GPs working on a 'bank' equivalent contract. As can be seen in the chart, the service is being predominantly run by sessional GPs equating to 84% of the workforce. We do not have a whole time equivalent for this workforce as they can choose when and how many hours they work. A number of this workforce also have substantive GP posts elsewhere and contribute to the Out of Hours service when they are available in addition to their substantive hours.

The lack of substantive GPs is the predominant cause for the fragility of this service.

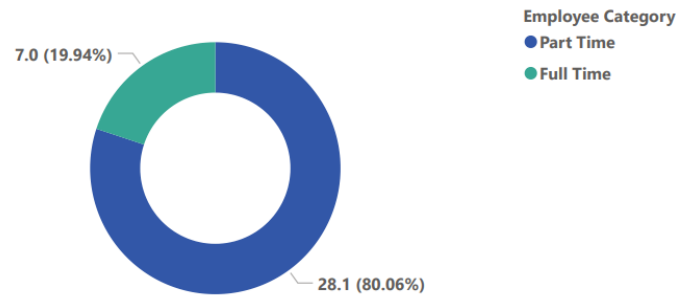
## Primary Care: Out of Hours Service Workforce continued

WTE by staff group



The chart shows the percentage of workforce attributed to each staff group. There are 85 individuals employed across the Out of Hours service equating to 35.1WTE. As can be seen Admin & Clerical are the largest group with 31.1% of the Out of Hours Service workforce. The majority of this group are Call Handlers and Receptionists (8WTE).

WTE by Full time/ Part Time

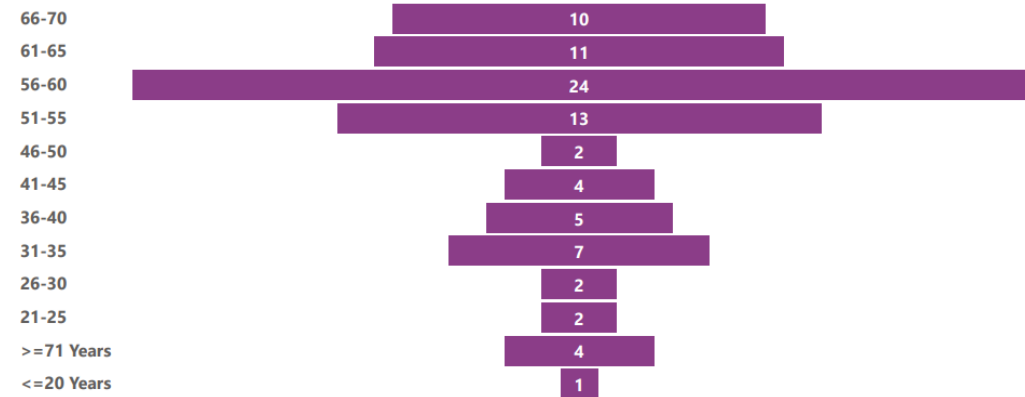


The chart (left) shows the breakdown of Full time and part time staff across the Out of Hours service. Four fifths of the workforce work part time, with only a fifth (19.9%) working full time.

## Primary Care: Out of Hours Service Workforce continued

Across the Out of Hours service, the majority of the workforce are currently aged over 51, over 72%. As seen in the graph there are 49 individuals who are currently over the age of 56 and therefore may decide to retire in the next 5-10 years. 25 of these are nearing or older than the state pension age, which is currently 66 years old.

Headcount by Age Band



The retirement projection graph (left) shows the potential retirements across the Out of Hours service within the next 0-1, 2-5 and 5-10 year timeline for each staff group. The majority are within the additional clinical services roles, with 6 individuals reaching the average retirement age in the next 5 year. Within the Medical staff group, 7 individuals could reach the average retirement age for their staff group within the next 10 years, this accounts for almost half the medical workforce 3.08WTE. The graph does not include those who are older than the average retirement age, for medical staff this is an additional 1.8WTE. This means that over the next 2-10 years 4.88WTE or over 70% of the GP workforce could retire.

## Primary Care: Out of Hours Service Workforce (as of 30<sup>th</sup> November 2023)

Staff Group	Budget	Actual	Vacancy
ADDITIONAL CLINICAL SERVICES	1.0	2.0	(1.0)
ADMINISTRATIVE & CLERICAL	22.6	18.5	4.1
ESTATES AND ANCILLIARY	10.0	7.5	2.5
MEDICAL AND DENTAL	31.0	6.9	24.1
NURSING AND MIDWIFERY REGISTERED	4.0	0.1	3.9
<b>Grand Total</b>	<b>68.6</b>	<b>35.1</b>	<b>33.5</b>

The table (left) shows the current Budget, Actual workforce WTE in post and the vacancies within the Primary Care Out of Hours service across the Health Board.

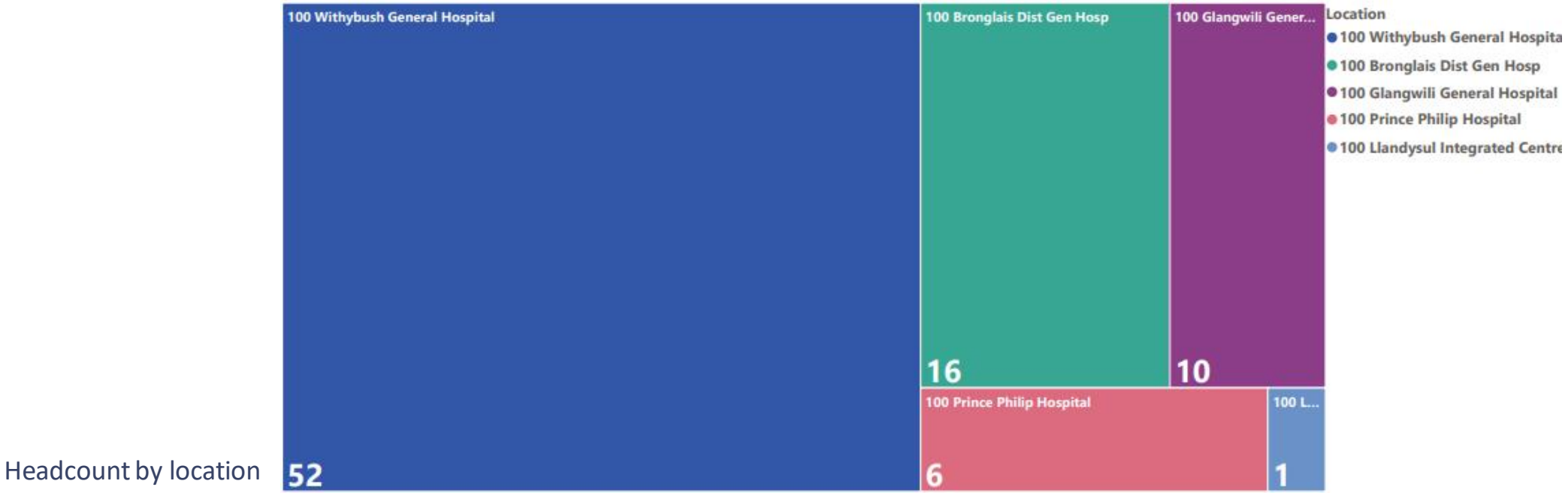
As of 30<sup>th</sup> November 2023 there was a total of 33.5WTE vacancies across the Out of Hours service cost codes, the majority of these within Medical roles, with 24.1WTE GP vacancies.

Primary Care: Out of Hours Service	All Staff	Staff Breakdown by Cost code		
		Carmarthenshire	Ceredigion	Pembrokeshire
ADDITIONAL CLINICAL SERVICES	(1.0)		(0.5)	(0.5)
ADMINISTRATIVE & CLERICAL	4.1	3.9	0.8	(0.6)
ESTATES AND ANCILLIARY	2.5	2.0	0.4	
MEDICAL AND DENTAL	24.1	11.0	7.6	5.5
NURSING AND MIDWIFERY REGISTERED	3.9			3.9
<b>Total</b>	<b>33.5</b>	<b>16.9</b>	<b>8.3</b>	<b>8.3</b>

The majority of the vacancies across the Out of Hours service are within Carmarthenshire (16.9WTE). Ceredigion and Pembrokeshire counties both have 8.3WTE vacancies however, Ceredigion has a higher proportion of GP vacancies at 7.6WTE.

## Primary Care: Out of Hours Service Workforce (as of 30<sup>th</sup> November 2023)

The table below shows the location of the workforce across the health board footprint. The majority of the workforce are situated within Pembrokeshire with 52 individuals, equating to 20.3WTE (57% of the service). Both Carmarthenshire and Ceredigion have the same number of workforce (16), with Carmarthenshire staff split across Glangwili and Prince Philip Hospitals. The impact of the small numbers of substantive staff to cover the Health Board footprint is a substantial risk to the ability of the Out of Hours service to be sustained This is reflected within the Workforce risk on slide 12.



## Workforce Risks

Noted below are the workforce relates risks for the Out of Hours Service on Datix (as of 31<sup>st</sup> October 2023).

Service Risk Linked to 1649	Directorate	Risk Statement	Workforce Themes	Workforce Control Meseasures in place	Current Risk Score	Previous Risk Score	Movement (↓, ↑ & ↔)	RAG Rating
1678	Central Operations: Out of Hours	<p>There is a risk of avoidable harm to patients arising from no timely alternative to the national Adastra system being available from 1st January 2024.</p> <p>This is caused by the end of the current Adastra system contracts across NHS Wales on 31st December 2023; added to the intended replacement (Salus) system potentially not being in place and fully operationalised and tested prior to the end of the Adastra contract. Compounding this, the acceptance and cooperation of all staff in Out of Hour services to work with the new system is expected but in no way can be guaranteed.</p> <p>This will lead to an impact/affect on patient safety, experience and timeliness of delivery due to:</p> <ol style="list-style-type: none"> <li>1. Failure to implement the Salus system and having to revert to business continuity measures for an undetermined period which is likely to lead to reduced service efficiency and will require additional administrative support</li> <li>2. Information is not expected to be available to clinicians around patients past medical history, drug history, allergies, all of which are vital for safe management and prescribing</li> <li>3. Efficient communication with patients own GPs to allow continuity of care will be compromised</li> <li>4. Special patient notes/ DNACPR will not be available as required</li> <li>5. Suboptimal clinical and non-clinical acceptance of a new system may result in indifference being exhibited on the part of GPs and staffing challenges emerging as a result.</li> </ol> <p>Indirect impacts also include:</p> <ol style="list-style-type: none"> <li>1. Reduced rotas whilst training is undertaken which is likely to be concurrent with popular peak absence periods</li> <li>2. Suboptimal clinical and non-clinical acceptance of the Salus system may lead to prolonged periods of reduced rotas</li> </ol> <p>Risk location, Health Board wide.</p>	<p><b>Not workforce related but issue affecting workforce</b></p>	<p>Engaging with national team weekly and continual communication nationally as and when required</p> <p>Training facilitators identified who would be able to train the trainers and service users</p> <p>L&amp;D team to supporting the training needs</p> <p>Business Continuity Plan in place for the system, strengthened after the recent Adastra outage as these plans had to be enacted August - November 2022</p> <p>Situation monitored and reviewed via Improving Together sessions</p>	16	16	↔	

## Workforce Risks continued

Noted below are the workforce relates risks for the Out of Hours Service on Datix (as of 31<sup>st</sup> October 2023).

Service Risk Linked to 1649	Directorate	Risk Statement	Workforce Themes	Workforce Control Measures in place	Current Risk Score	Previous Risk Score	Movement (↓, ↑ & ↔)	RAG Rating
1700	Central Operations: Out of Hours	<p>There is a risk of to the ability to deliver a sustainable GP Out Of Hours (OOH) service</p> <p>This is caused by the fragility of a dominant locum doctor workforce where there is little opportunity to proactively populate rotas in a sustainable manner. There is also a lack of consistent workforce and an MDT model to support the OOH service. An ageing workforce with disproportionate sickness levels exacerbates this, and the lack of interest by the current workforce in working out of hours shifts (particularly evenings).</p> <p>This will lead to an impact/affect on patient care and experience through delays and potential inability for their condition to be managed by the appropriate service. Patients may suffer unforeseen deterioration of an unmanaged condition, and the quality of the service being provided is dependant on location and GP availability. Patients may also present inappropriately at Emergency Departments (EDs) or Minor Injury Units (MIU) if unable to access the OOH service, negatively impacting on pressures on those sites. The inability to provide an OOH service could also add to day-to-day GP demand, and the unscheduled care pathway (including WAST) could suffer ongoing disruptions due to unmet demand for the OOH service.</p> <p>By utilising locum doctors, this affects the financial position of the service, and reducing the opportunity to develop a new MDT model to address current service needs.</p> <p>In instances where the OOH service is unable to be provided, this will result in the Health Board being non-compliant with the statutory requirement to deliver an urgent primary care OOH service.</p> <p>Risk location, Health Board wide.</p>	Locum useage, rotas, aging workforce, sickness.		12	16	↓	



Date	Day Name	Start	Finish			Duty Station	Zone	Shift Group	Role	Value	Session Code	Custom Where String
01/01/2023	Sunday	09:30	11:59	2.5	2.5	PPH	Carmarthenshire	Morning	GP	0.00	112	
01/01/2023	Sunday	10:00	13:59	4.00	4.00	GGH	Carmarthenshire	Morning	GP	0.00	115	
01/01/2023	Sunday	11:00	18:59	6.00	6.00	Withybush	Pembrokeshire	Afternoon	Clinician	0.00	138	
01/01/2023	Sunday	12:00	17:59	6.00	6.00	PPH	Carmarthenshire	Afternoon	GP	0.00	117	
01/01/2023	Sunday	13:00	18:59	6.00	6.00	GGH	Carmarthenshire	Afternoon	GP	0.00	119	
01/01/2023	Sunday	18:00	22:29	4.50	4.50	PPH	Carmarthenshire	Evening	GP	0.00	110	
01/01/2023	Sunday	19:00	22:59	5.00	5.00	GGH	Carmarthenshire	Evening	GP	0.00	121	
01/01/2023	Sunday	19:00	22:59	5.00	5.00	PPH	Carmarthenshire	Evening	GP	0.00	122	
01/01/2023	Sunday	19:00	23:59	5.00	5.00	Withybush	Pembrokeshire	Evening	Clinician	0.00	141	
01/01/2023	Sunday	23:00	07:59	9.00	9.00	GGH	Carmarthenshire	Overnight	GP	0.00	124	
02/01/2023	Monday	08:00	16:59	9.00	9.00	BGH	Ceredigion	Short Shift	GP	990.00	1124	
02/01/2023	Monday	09:00	12:59	4.00	4.00	GGH	Carmarthenshire	Morning	GP	0.00	1110	
02/01/2023	Monday	10:00	16:59	7.00	7.00	PPH	Carmarthenshire	Morning	GP	0.00	1113	
02/01/2023	Monday	12:00	17:59	6.00	6.00	PPH	Carmarthenshire	Afternoon	GP	0.00	1116	
02/01/2023	Monday	13:00	16:59	4.00	4.00	Withybush	Pembrokeshire	Afternoon	Clinician	440.00	1136	
02/01/2023	Monday	17:00	21:59	5.00	5.00	Withybush	Pembrokeshire	Evening	Clinician	0.00	1139	
02/01/2023	Monday	18:00	22:29	4.50	4.50	PPH	Carmarthenshire	Evening	GP	0.00	1109	
02/01/2023	Monday	19:00	22:59	4.00	4.00	PPH	Carmarthenshire	Evening	GP	0.00	1121	
02/01/2023	Monday	23:00	07:59	9.00	9.00	BGH	Ceredigion	Overnight	GP	0.00	1130	
03/01/2023	Tuesday	18:30	22:29	4.00	4.00	PPH	Carmarthenshire	Evening	GP	0.00	177	
03/01/2023	Tuesday	18:30	23:59	5.50	5.50	Withybush	Pembrokeshire	Evening	GP	0.00	179	
03/01/2023	Tuesday	19:00	22:59	4.00	4.00	Llandysul	Ceredigion	Evening	GP	0.00	172	
03/01/2023	Tuesday	19:30	23:29	4.00	4.00	PPH	Carmarthenshire	Evening	GP	0.00	178	
04/01/2023	Wednesday	19:00	23:58	5.00	5.00	Withybush	Pembrokeshire	Evening	GP	0.00	192	
04/01/2023	Wednesday	19:30	23:29	4.00	4.00	PPH	Carmarthenshire	Evening	GP	0.00	190	
05/01/2023	Thursday	18:30	22:29	4.00	4.00	PPH	Carmarthenshire	Evening	GP	0.00	201	
05/01/2023	Thursday	19:00	23:58	5.00	5.00	Withybush	Pembrokeshire	Evening	GP	0.00	204	
05/01/2023	Thursday	19:30	23:29	4.00	4.00	PPH	Carmarthenshire	Evening	GP	0.00	202	
06/01/2023	Friday	18:30	23:59	5.50	5.50	Withybush	Pembrokeshire	Evening	GP	0.00	215	
07/01/2023	Saturday	01:00	14:59	3.00	3.00	Withybush	Pembrokeshire	Morning	Clinician	0.00	244	
07/01/2023	Saturday	08:00	11:59	4.00	4.00	PPH	Carmarthenshire	Morning	GP	0.00	221	
07/01/2023	Saturday	09:00	12:59	4.00	4.00	GGH	Carmarthenshire	Morning	GP	0.00	220	
07/01/2023	Saturday	09:30	12:59	3.50	3.50	PPH	Carmarthenshire	Morning	GP	0.00	222	
07/01/2023	Saturday	10:00	16:59	7.00	7.00	PPH	Carmarthenshire	Morning	GP	0.00	223	
07/01/2023	Saturday	12:00	17:59	6.00	6.00	GGH	Carmarthenshire	Afternoon	GP	0.00	225	
07/01/2023	Saturday	12:00	17:59	6.00	6.00	PPH	Carmarthenshire	Afternoon	GP	0.00	226	
07/01/2023	Saturday	13:00	18:59	6.00	6.00	PPH	Carmarthenshire	Afternoon	GP	0.00	227	
07/01/2023	Saturday	17:00	21:59	5.00	5.00	Withybush	Pembrokeshire	Evening	Clinician	0.00	249	
07/01/2023	Saturday	18:00	22:29	4.50	4.50	PPH	Carmarthenshire	Evening	GP	0.00	219	
07/01/2023	Saturday	19:00	22:59	03:59:00	4.00	PPH	Carmarthenshire	Evening	GP	0.00	231	
07/01/2023	Saturday	19:00	23:59	04:59:00	5.00	Withybush	Pembrokeshire	Evening	Clinician	0.00	250	
07/01/2023	Saturday	19:00	22:59	03:59:00	4.00	Llandysul	Ceredigion	Evening	Clinician	0.00	235	
07/01/2023	Saturday	23:00	07:59	-0.63	9.00	GGH	Carmarthenshire	Overnight	GP	0.00	232	
07/01/2023	Saturday	23:00	07:59	-0.63	9.00	GGH	Carmarthenshire	Overnight	GP	0.00	233	
08/01/2023	Sunday	08:00	11:59	03:59:00	4.00	PPH	Carmarthenshire	Morning	GP	0.00	258	
08/01/2023	Sunday	10:00	13:59	03:59:00	4.00	PPH	Carmarthenshire	Morning	Clinician	0.00	259	
08/01/2023	Sunday	11:00	14:59	03:59:00	4.00	Withybush	Pembrokeshire	Morning	Clinician	0.00	280	
08/01/2023	Sunday	13:00	18:59	05:59:00	6.00	PPH	Carmarthenshire	Afternoon	Clinician	0.00	263	
08/01/2023	Sunday	13:00	18:59	05:59:00	6.00	GGH	Carmarthenshire	Afternoon	Clinician	540.00	2329	
08/01/2023	Sunday	14:00	17:59	03:59:00	4.00	PPH	Carmarthenshire	Afternoon	Clinician	0.00	262	
08/01/2023	Sunday	17:00	21:59	04:59:00	5.00	Withybush	Pembrokeshire	Evening	Clinician	0.00	285	
08/01/2023	Sunday	19:00	23:59	04:59:00	5.00	Withybush	Pembrokeshire	Evening	Clinician	0.00	286	
08/01/2023	Sunday	19:00	22:59	03:59:00	4.00	Llandysul	Ceredigion	Evening	Clinician	0.00	271	

08/01/2023	Sunday	23:00	07:59	-0.63	9.00	BGH	Ceredigion	Overnight	Clinician	0.00	276
08/01/2023	Sunday	23:00	07:59	-0.63	9.00	GGH	Carmarthenshire	Overnight	Clinician	0.00	269
09/01/2023	Monday	18:30	22:59	04:29:00	4.50	BGH	Ceredigion	Evening	GP	0.00	303
09/01/2023	Monday	18:30	22:29	03:59:00	4.00	PPH	Carmarthenshire	Evening	GP	0.00	311
09/01/2023	Monday	18:30	23:59	05:29:00	5.50	Withybush	Pembrokeshire	Evening	GP	0.00	312
09/01/2023	Monday	19:00	23:58	04:58:00	5.00	Withybush	Pembrokeshire	Evening	GP	0.00	313
09/01/2023	Monday	19:00	22:59	03:59:00	4.00	Llandysul	Ceredigion	Evening	GP	0.00	305
09/01/2023	Monday	19:30	23:29	03:59:00	4.00	GGH	Carmarthenshire	Evening	GP	0.00	308
09/01/2023	Monday	23:00	07:59	-0.63	9.00	BGH	Ceredigion	Overnight	GP	0.00	304
10/01/2023	Tuesday	19:00	22:59	03:59:00	4.00	Llandysul	Ceredigion	Evening	GP	0.00	317
10/01/2023	Tuesday	19:00	23:58	04:58:00	5.00	Withybush	Pembrokeshire	Evening	GP	0.00	325
11/01/2023	Wednesday	18:30	22:59	04:29:00	4.50	BGH	Ceredigion	Evening	GP	0.00	327
11/01/2023	Wednesday	19:00	23:59	04:59:00	4.50	Withybush	Pembrokeshire	Evening	GP	0.00	336
11/01/2023	Wednesday	23:00	07:59	-0.63	9.00	BGH	Ceredigion	Overnight	GP	0.00	328
11/01/2023	Wednesday	23:30	07:59	-0.65	9.00	GGH	Carmarthenshire	Overnight	GP	0.00	333
12/01/2023	Thursday	18:30	23:59	05:29:00	5.50	Withybush	Pembrokeshire	Evening	GP	0.00	348
12/01/2023	Thursday	19:00	22:59	03:59:00	4.00	Llandysul	Ceredigion	Evening	GP	0.00	341
12/01/2023	Thursday	19:30	23:29	03:59:00	4.00	PPH	Carmarthenshire	Evening	GP	0.00	347
13/01/2023	Friday	18:30	23:59	05:29:00	5.50	Withybush	Pembrokeshire	Evening	GP	0.00	360
13/01/2023	Friday	19:30	23:29	03:59:00	4.00	PPH	Carmarthenshire	Evening	GP	0.00	359
14/01/2023	Saturday	08:00	12:59	04:59:00	5.00	Withybush	Pembrokeshire	Morning	Clinician	0.00	386
14/01/2023	Saturday	08:00	12:59	04:59:00	5.00	Withybush	Pembrokeshire	Morning	Clinician	0.00	387
14/01/2023	Saturday	09:00	13:59	04:59:00	5.00	Withybush	Pembrokeshire	Morning	Clinician	0.00	388
14/01/2023	Saturday	09:00	12:59	03:59:00	4.00	Withybush	Pembrokeshire	Morning	Clinician	0.00	1660
14/01/2023	Saturday	10:00	13:59	03:59:00	4.00	PPH	Carmarthenshire	Morning	GP	415.00	368
14/01/2023	Saturday	12:00	17:59	05:59:00	6.00	PPH	Carmarthenshire	Afternoon	GP	0.00	371
14/01/2023	Saturday	13:00	18:59	05:59:00	6.00	PPH	Carmarthenshire	Afternoon	GP	0.00	372
14/01/2023	Saturday	13:00	16:59	03:59:00	4.00	Withybush	Pembrokeshire	Afternoon	Clinician	0.00	391
14/01/2023	Saturday	13:00	18:59	05:59:00	6.00	Withybush	Pembrokeshire	Afternoon	Clinician	0.00	392
14/01/2023	Saturday	13:00	18:59	05:59:00	6.00	Withybush	Pembrokeshire	Afternoon	Clinician	0.00	393
14/01/2023	Saturday	18:00	22:29	04:29:00	4.50	PPH	Carmarthenshire	Evening	GP	0.00	364
14/01/2023	Saturday	19:00	22:59	03:59:00	4.00	PPH	Carmarthenshire	Evening	GP	0.00	376
14/01/2023	Saturday	19:00	23:59	04:59:00	5.00	Withybush	Pembrokeshire	Evening	Clinician	0.00	395
14/01/2023	Saturday	23:00	07:59	-0.63	9.00	GGH	Carmarthenshire	Overnight	GP	0.00	378
15/01/2023	Sunday	08:00	11:59	03:59:00	4.00	GGH	Carmarthenshire	Morning	GP	0.00	399
15/01/2023	Sunday	08:00	12:59	04:59:00	5.00	Withybush	Pembrokeshire	Morning	Clinician	0.00	423
15/01/2023	Sunday	09:00	13:59	04:59:00	5.00	Withybush	Pembrokeshire	Morning	Clinician	0.00	424
15/01/2023	Sunday	09:00	12:59	03:59:00	4.00	PPH	Carmarthenshire	Morning	GP	0.00	403
15/01/2023	Sunday	09:00	12:59	03:59:00	4.00	GGH	Carmarthenshire	Morning	GP	0.00	401
15/01/2023	Sunday	10:00	13:59	03:59:00	4.00	PPH	Carmarthenshire	Morning	GP	0.00	404
15/01/2023	Sunday	11:00	14:59	03:59:00	4.00	Withybush	Pembrokeshire	Morning	Clinician	0.00	425
15/01/2023	Sunday	12:00	17:59	05:59:00	6.00	PPH	Carmarthenshire	Afternoon	GP	0.00	407
15/01/2023	Sunday	13:00	18:59	05:59:00	6.00	PPH	Carmarthenshire	Afternoon	GP	0.00	408
15/01/2023	Sunday	13:00	16:59	03:59:00	4.00	Withybush	Pembrokeshire	Afternoon	Clinician	0.00	427
15/01/2023	Sunday	13:00	18:59	05:59:00	6.00	Withybush	Pembrokeshire	Afternoon	Clinician	0.00	429
15/01/2023	Sunday	17:00	21:59	04:59:00	5.00	Withybush	Pembrokeshire	Evening	Clinician	0.00	430
15/01/2023	Sunday	18:00	22:29	04:29:00	4.50	GGH	Carmarthenshire	Evening	GP	0.00	410
15/01/2023	Sunday	18:00	22:29	04:29:00	4.50	PPH	Carmarthenshire	Evening	GP	0.00	400
15/01/2023	Sunday	19:00	22:59	03:59:00	4.00	PPH	Carmarthenshire	Evening	GP	0.00	412
15/01/2023	Sunday	19:00	22:59	03:59:00	4.00	GGH	Carmarthenshire	Evening	GP	0.00	411
15/01/2023	Sunday	19:00	22:59	03:59:00	4.00	Llandysul	Ceredigion	Evening	Clinician	0.00	416
15/01/2023	Sunday	19:00	23:59	04:59:00	5.00	Withybush	Pembrokeshire	Evening	Clinician	0.00	431
15/01/2023	Sunday	23:00	07:59	-0.63	9.00	BGH	Ceredigion	Overnight	GP	0.00	421
15/01/2023	Sunday	23:00	07:59	-0.63	9.00	GGH	Carmarthenshire	Overnight	GP	0.00	413

16/01/2023	Monday	18:30	22:59	04:29:00	4.50	BGH	Ceredigion	Evening	GP	0.00	448	
16/01/2023	Monday	18:30	23:59	05:29:00	5.50	Withybush	Pembrokeshire	Evening	GP	0.00	457	
16/01/2023	Monday	19:00	22:59	03:59:00	4.00	Llandysul	Ceredigion	Evening	GP	0.00	450	
16/01/2023	Monday	23:00	07:59	-0.63	9.00	BGH	Ceredigion	Overnight	GP	0.00	449	
17/01/2023	Tuesday	18:30	23:59	05:29:00	5.50	Withybush	Pembrokeshire	Evening	GP	0.00	469	
17/01/2023	Tuesday	19:00	22:59	03:59:00	4.00	Llandysul	Ceredigion	Evening	GP	0.00	462	
17/01/2023	Tuesday	19:00	23:58	04:58:00	5.00	Withybush	Pembrokeshire	Evening	GP	0.00	470	
17/01/2023	Tuesday	23:59	07:58	9.00	9.00	Withybush	Pembrokeshire	Overnight	GP	0.00	471	
18/01/2023	Wednesday	18:30	23:59	05:29:00	5.50	Withybush	Pembrokeshire	Evening	GP	0.00	481	
18/01/2023	Wednesday	19:00	22:59	03:59:00	4.00	Llandysul	Ceredigion	Evening	GP	0.00	474	
18/01/2023	Wednesday	19:30	23:29	03:59:00	4.00	PPH	Carmarthenshire	Evening	GP	0.00	480	
18/01/2023	Wednesday	23:00	07:59	9.00	9.00	BGH	Ceredigion	Overnight	GP	0.00	473	
18/01/2023	Wednesday	23:30	07:59	9.00	9.00	GGH	Carmarthenshire	Overnight	GP	0.00	475	
18/01/2023	Wednesday	23:30	07:59	9.00	9.00	GGH	Carmarthenshire	Overnight	GP	0.00	478	
19/01/2023	Thursday	19:00	22:59	03:59:00	4.00	Llandysul	Ceredigion	Evening	GP	0.00	486	
19/01/2023	Thursday	23:30	07:59	9.00	9.00	GGH	Carmarthenshire	Overnight	GP	0.00	487	
21/01/2023	Saturday	09:00	18:59	09:59:00	10.00	BGH	Ceredigion	Long Shift	GP	0.00	527	
21/01/2023	Saturday	12:00	17:59	05:59:00	6.00	PPH	Carmarthenshire	Afternoon	GP	0.00	516	
21/01/2023	Saturday	13:00	18:59	05:59:00	6.00	PPH	Carmarthenshire	Afternoon	GP	0.00	517	
21/01/2023	Saturday	17:00	21:59	04:59:00	5.00	Withybush	Pembrokeshire	Evening	Clinician	0.00	539	
21/01/2023	Saturday	18:00	22:29	04:29:00	4.50	PPH	Carmarthenshire	Evening	GP	0.00	509	
21/01/2023	Saturday	19:00	22:59	03:59:00	4.00	PPH	Carmarthenshire	Evening	GP	0.00	521	
21/01/2023	Saturday	19:00	23:59	04:59:00	5.00	Withybush	Pembrokeshire	Evening	Clinician	0.00	540	
22/01/2023	Sunday	09:00	12:59	03:59:00	4.00	PPH	Carmarthenshire	Morning	GP	0.00	547	
22/01/2023	Sunday	12:00	17:59	05:59:00	6.00	PPH	Carmarthenshire	Afternoon	GP	0.00	552	
22/01/2023	Sunday	13:00	18:59	05:59:00	6.00	PPH	Carmarthenshire	Afternoon	GP	0.00	553	
22/01/2023	Sunday	17:00	21:59	04:59:00	5.00	Withybush	Pembrokeshire	Evening	Clinician	0.00	575	
22/01/2023	Sunday	19:00	23:59	04:59:00	6.00	Withybush	Pembrokeshire	Evening	Clinician	0.00	577	
22/01/2023	Sunday	19:00	22:59	03:59:00	4.00	Llandysul	Ceredigion	Evening	Clinician	0.00	561	
22/01/2023	Sunday	19:00	22:59	03:59:00	4.00	PPH	Carmarthenshire	Evening	GP	0.00	557	
23/01/2023	Monday	18:30	23:59	05:29:00	5.50	Withybush	Pembrokeshire	Evening	GP	0.00	10	
23/01/2023	Monday	19:00	23:58	04:58:00	5.00	Withybush	Pembrokeshire	Evening	GP	0.00	11	
23/01/2023	Monday	19:30	23:29	03:59:00	4.00	PPH	Carmarthenshire	Evening	GP	0.00	9	
23/01/2023	Monday	23:00	07:59	9.00	9.00	BGH	Ceredigion	Overnight	GP	0.00	2	
23/01/2023	Monday	23:59	07:58	9.00	9.00	Withybush	Pembrokeshire	Overnight	GP	0.00	12	
24/01/2023	Tuesday	18:30	23:59	05:29:00	5.50	Withybush	Pembrokeshire	Evening	Clinician	0.00	22	
24/01/2023	Tuesday	19:00	22:59	03:59:00	4.00	Llandysul	Ceredigion	Evening	GP	0.00	15	
24/01/2023	Tuesday	23:30	07:59	8.50	8.50	GGH	Carmarthenshire	Overnight	GP	0.00	16	
25/01/2023	Wednesday	18:30	23:59	05:29:00	5.50	Withybush	Pembrokeshire	Evening	GP	0.00	34	
25/01/2023	Wednesday	19:00	22:59	03:59:00	4.00	Llandysul	Ceredigion	Evening	GP	0.00	27	
25/01/2023	Wednesday	23:30	07:59	8.50	8.50	GGH	Carmarthenshire	Overnight	GP	0.00	31	
26/01/2023	Thursday	18:30	22:59	04:29:00	4.50	BGH	Ceredigion	Evening	GP	0.00	37	
26/01/2023	Thursday	23:00	07:59	9.00	9.00	BGH	Ceredigion	Overnight	GP	0.00	38	
27/01/2023	Friday	18:30	22:59	04:29:00	4.50	BGH	Ceredigion	Evening	GP	0.00	49	
27/01/2023	Friday	23:00	07:59	9.00	9.00	BGH	Ceredigion	Overnight	GP	0.00	50	
27/01/2023	Friday	23:30	07:59	9.00	9.00	GGH	Carmarthenshire	Overnight	GP	0.00	52	
28/01/2023	Saturday	09:00	12:59	03:59:00	4.00	PPH	Carmarthenshire	Morning	GP	0.00	77	
28/01/2023	Saturday	10:00	13:59	03:59:00	4.00	PPH	Carmarthenshire	Morning	GP	0.00	78	
28/01/2023	Saturday	12:00	17:59	05:59:00	6.00	PPH	Carmarthenshire	Afternoon	GP	0.00	81	
28/01/2023	Saturday	13:00	18:59	05:59:00	6.00	PPH	Carmarthenshire	Afternoon	GP	0.00	82	
28/01/2023	Saturday	18:00	22:29	04:29:00	4.50	PPH	Carmarthenshire	Evening	GP	0.00	74	
28/01/2023	Saturday	19:00	22:59	03:59:00	4.00	PPH	Carmarthenshire	Evening	GP	0.00	86	
28/01/2023	Saturday	19:00	22:59	03:59:00	4.00	BGH	Ceredigion	Evening	GP	0.00	94	
28/01/2023	Saturday	19:00	23:59	04:59:00	5.00	Withybush	Pembrokeshire	Evening	Clinician	0.00	105	

28/01/2023	Saturday	23:00	07:59	9.00	9.00	BGH	Ceredigion	Overnight	GP	0.00	95
28/01/2023	Saturday	23:00	07:59	9.00	9.00	GGH	Carmarthenshire	Overnight	GP	0.00	88
29/01/2023	Sunday	09:00	12:59	03:59:00	4.00	PPH	Carmarthenshire	Morning	GP	0.00	112
29/01/2023	Sunday	10:00	13:59	03:59:00	4.00	PPH	Carmarthenshire	Morning	GP	0.00	114
29/01/2023	Sunday	12:00	17:59	05:59:00	6.00	PPH	Carmarthenshire	Afternoon	GP	0.00	117
29/01/2023	Sunday	12:00	17:59	05:59:00	6.00	GGH	Carmarthenshire	Afternoon	GP	0.00	116
29/01/2023	Sunday	13:00	18:59	05:59:00	6.00	GGH	Carmarthenshire	Afternoon	GP	0.00	119
29/01/2023	Sunday	13:00	18:59	05:59:00	6.00	PPH	Carmarthenshire	Afternoon	GP	0.00	118
29/01/2023	Sunday	18:00	22:29	04:29:00	4.50	GGH	Carmarthenshire	Evening	GP	0.00	120
29/01/2023	Sunday	18:00	22:29	04:29:00	4.50	PPH	Carmarthenshire	Evening	GP	0.00	110
29/01/2023	Sunday	19:00	22:59	03:59:00	4.00	PPH	Carmarthenshire	Evening	GP	0.00	122
29/01/2023	Sunday	19:00	22:59	03:59:00	4.00	GGH	Carmarthenshire	Evening	GP	0.00	121
29/01/2023	Sunday	19:00	23:59	04:59:00	5.00	Withybush	Pembrokeshire	Evening	Clinician	0.00	141
29/01/2023	Sunday	19:00	22:59	03:59:00	4.00	Llandysul	Ceredigion	Evening	Clinician	0.00	126
30/01/2023	Monday	18:30	22:59	04:29:00	4.50	BGH	Ceredigion	Evening	GP	0.00	158
30/01/2023	Monday	18:30	23:59	05:29:00	5.50	Withybush	Pembrokeshire	Evening	GP	0.00	167
30/01/2023	Monday	19:00	22:59	03:59:00	4.00	Llandysul	Ceredigion	Evening	GP	0.00	160
30/01/2023	Monday	19:30	23:29	03:59:00	4.00	PPH	Carmarthenshire	Evening	GP	0.00	166
30/01/2023	Monday	23:00	07:59	9.00	9.00	BGH	Ceredigion	Overnight	GP	0.00	159
31/01/2023	Tuesday	18:30	23:59	05:29:00	5.50	Withybush	Pembrokeshire	Evening	GP	0.00	179
01/02/2023	Wednesday	18:30	23:59	05:29:00	5.50	Withybush	Pembrokeshire	Evening	GP	0.00	191
01/02/2023	Wednesday	19:00	22:59	03:59:00	4.00	Llandysul	Ceredigion	Evening	GP	0.00	184
01/02/2023	Wednesday	23:00	07:59	9.00	9.00	BGH	Ceredigion	Overnight	GP	0.00	183
01/02/2023	Wednesday	23:30	07:59	8.50	8.50	GGH	Carmarthenshire	Overnight	GP	0.00	185
02/02/2023	Thursday	18:30	22:59	04:29:00	4.50	BGH	Ceredigion	Evening	GP	0.00	194
02/02/2023	Thursday	18:30	23:59	05:29:00	5.50	Withybush	Pembrokeshire	Evening	GP	0.00	203
02/02/2023	Thursday	19:00	23:58	04:58:00	5.00	Withybush	Pembrokeshire	Evening	GP	0.00	204
02/02/2023	Thursday	19:00	22:59	03:59:00	4.00	Llandysul	Ceredigion	Evening	GP	0.00	196
02/02/2023	Thursday	23:00	07:59	9.00	9.00	BGH	Ceredigion	Overnight	GP	0.00	195
02/02/2023	Thursday	23:59	07:58	8.00	8.00	Withybush	Pembrokeshire	Overnight	GP	0.00	205
03/02/2023	Friday	18:30	23:59	05:29:00	5.50	Withybush	Pembrokeshire	Evening	GP	0.00	215
03/02/2023	Friday	19:00	22:59	03:59:00	4.00	Llandysul	Ceredigion	Evening	GP	0.00	208
04/02/2023	Saturday	08:00	14:59	06:59:00	7.00	BGH	Ceredigion	Short Shift	GP	0.00	234
04/02/2023	Saturday	08:00	12:59	04:59:00	5.00	Withybush	Pembrokeshire	Morning	Clinician	0.00	242
04/02/2023	Saturday	09:00	12:59	03:59:00	4.00	Withybush	Pembrokeshire	Morning	Clinician	0.00	1658
04/02/2023	Saturday	09:00	18:59	09:59:00	10.00	Llandysul	Ceredigion	Long Shift	Clinician	0.00	238
04/02/2023	Saturday	09:00	13:59	04:59:00	5.00	Withybush	Pembrokeshire	Morning	Clinician	0.00	243
04/02/2023	Saturday	13:00	18:59	05:59:00	6.00	Withybush	Pembrokeshire	Afternoon	Clinician	0.00	247
04/02/2023	Saturday	13:00	18:59	05:59:00	6.00	Withybush	Pembrokeshire	Afternoon	Clinician	0.00	248
04/02/2023	Saturday	13:00	18:59	05:59:00	6.00	PPH	Carmarthenshire	Afternoon	GP	0.00	227
04/02/2023	Saturday	18:00	22:29	04:29:00	4.50	PPH	Carmarthenshire	Evening	GP	0.00	219
04/02/2023	Saturday	19:00	23:59	04:59:00	5.00	Withybush	Pembrokeshire	Evening	Clinician	0.00	250
04/02/2023	Saturday	19:00	22:59	03:59:00	4.00	Llandysul	Ceredigion	Evening	Clinician	0.00	235
04/02/2023	Saturday	23:00	07:59	9.00	9.00	GGH	Carmarthenshire	Overnight	GP	0.00	233
05/02/2023	Sunday	08:00	12:59	04:59:00	5.00	Withybush	Pembrokeshire	Morning	Clinician	0.00	278
05/02/2023	Sunday	08:00	14:59	06:59:00	7.00	BGH	Ceredigion	Short Shift	GP	0.00	270
05/02/2023	Sunday	09:00	13:59	05:59:00	5.00	Withybush	Pembrokeshire	Morning	Clinician	0.00	279
05/02/2023	Sunday	09:00	12:59	03:59:00	4.00	GGH	Carmarthenshire	Morning	GP	0.00	256
05/02/2023	Sunday	10:00	13:59	03:59:00	4.00	PPH	Carmarthenshire	Morning	GP	0.00	259
05/02/2023	Sunday	11:00	14:59	03:59:00	4.00	Withybush	Pembrokeshire	Morning	Clinician	0.00	280
05/02/2023	Sunday	12:00	17:59	05:59:00	6.00	PPH	Carmarthenshire	Afternoon	GP	0.00	262
05/02/2023	Sunday	13:00	18:59	05:59:00	6.00	PPH	Carmarthenshire	Afternoon	GP	0.00	263
05/02/2023	Sunday	13:00	16:59	03:59:00	4.00	Withybush	Pembrokeshire	Afternoon	Clinician	0.00	282
05/02/2023	Sunday	13:00	18:59	05:59:00	6.00	Withybush	Pembrokeshire	Afternoon	Clinician	0.00	284

05/02/2023	Sunday	17:00	21:59	04:59:00	5.00	Withybush	Pembrokeshire	Evening	Clinician	0.00	285	
05/02/2023	Sunday	18:00	22:29	04:29:00	4.50	GGH	Carmarthenshire	Evening	GP	0.00	265	
05/02/2023	Sunday	19:00	22:59	03:59:00	4.00	Llandysul	Ceredigion	Evening	Clinician	0.00	271	
05/02/2023	Sunday	19:00	23:59	04:59:00	5.00	Withybush	Pembrokeshire	Evening	Clinician	0.00	286	
05/02/2023	Sunday	23:00	07:59	9.00	9.00	BGH	Ceredigion	Overnight	GP	0.00	276	
06/02/2023	Monday	18:30	22:59	04:29:00	4.50	BGH	Ceredigion	Evening	GP	517.50	303	
06/02/2023	Monday	18:30	23:59	05:29:00	5.50	Withybush	Pembrokeshire	Evening	GP	632.50	2503	
06/02/2023	Monday	18:30	23:59	05:29:00	5.50	Withybush	Pembrokeshire	Evening	GP	632.50	2504	
06/02/2023	Monday	19:00	22:59	03:59:00	4.00	Llandysul	Ceredigion	Evening	GP	460.00	305	
07/02/2023	Tuesday	09:00	14:29	05:29:00	5.50	Withybush	Pembrokeshire	Evening	GP	0.00	2510	
07/02/2023	Tuesday	19:00	23:59	04:59:00	5.00	Withybush	Pembrokeshire	Evening	GP	0.00	325	
07/02/2023	Tuesday	19:30	23:29	03:59:00	4.00	PPH	Carmarthenshire	Evening	GP	0.00	323	
09/02/2023	Thursday	18:30	22:29	03:59:00	4.00	PPH	Carmarthenshire	Evening	GP	0.00	346	
09/02/2023	Thursday	18:30	23:59	05:29:00	5.50	Withybush	Pembrokeshire	Evening	GP	0.00	348	
10/02/2023	Friday	18:30	23:59	05:29:00	5.50	Withybush	Pembrokeshire	Evening	GP	0.00	360	
11/02/2023	Saturday	08:00	11:59	03:59:00	4.00	PPH	Carmarthenshire	Morning	GP	0.00	367	
11/02/2023	Saturday	08:00	12:59	04:59:00	5.00	Withybush	Pembrokeshire	Morning	GP	0.00	386	
11/02/2023	Saturday	10:00	13:59	03:59:00	4.00	PPH	Carmarthenshire	Morning	GP	0.00	368	
11/02/2023	Saturday	12:00	17:59	05:59:00	6.00	PPH	Carmarthenshire	Afternoon	GP	0.00	371	
11/02/2023	Saturday	17:00	21:59	04:59:00	5.00	Withybush	Pembrokeshire	Evening	Clinician	0.00	394	
11/02/2023	Saturday	18:00	22:29	04:29:00	4.50	PPH	Carmarthenshire	Evening	GP	0.00	364	
11/02/2023	Saturday	19:00	22:59	03:59:00	4.00	PPH	Carmarthenshire	Evening	GP	0.00	376	
11/02/2023	Saturday	19:00	23:59	04:59:00	5.00	Withybush	Pembrokeshire	Evening	Clinician	0.00	395	
12/02/2023	Sunday	08:00	11:59	03:59:00	4.00	PPH	Carmarthenshire	Morning	GP	0.00	403	
12/02/2023	Sunday	09:00	12:59	03:59:00	4.00	PPH	Carmarthenshire	Morning	GP	0.00	402	
12/02/2023	Sunday	10:00	13:59	03:59:00	4.00	PPH	Carmarthenshire	Morning	GP	0.00	404	
12/02/2023	Sunday	11:00	14:59	03:59:00	4.00	Withybush	Pembrokeshire	Morning	Clinician	0.00	425	
12/02/2023	Sunday	12:00	17:59	05:59:00	6.00	PPH	Carmarthenshire	Afternoon	GP	0.00	407	
12/02/2023	Sunday	13:00	18:59	05:59:00	6.00	PPH	Carmarthenshire	Afternoon	GP	0.00	408	
12/02/2023	Sunday	13:00	18:59	05:59:00	6.00	GGH	Carmarthenshire	Afternoon	GP	0.00	409	
12/02/2023	Sunday	17:00	21:59	04:59:00	6.00	Withybush	Pembrokeshire	Evening	Clinician	0.00	430	
12/02/2023	Sunday	19:00	23:59	04:59:00	5.00	Withybush	Pembrokeshire	Evening	Clinician	0.00	431	
12/02/2023	Sunday	19:00	22:59	03:59:00	4.00	GGH	Carmarthenshire	Evening	GP	0.00	411	
12/02/2023	Sunday	19:00	22:59	03:59:00	4.00	PPH	Carmarthenshire	Evening	GP	0.00	412	
12/02/2023	Sunday	19:00	22:59	03:59:00	4.00	Llandysul	Ceredigion	Evening	Clinician	0.00	416	
13/02/2023	Monday	18:30	22:59	04:29:00	4.50	BGH	Ceredigion	Evening	GP	0.00	448	
13/02/2023	Monday	19:00	22:59	03:59:00	4.00	Llandysul	Ceredigion	Evening	GP	0.00	450	
13/02/2023	Monday	23:00	07:59	9.00	9.00	BGH	Ceredigion	Overnight	GP	0.00	449	
14/02/2023	Tuesday	18:30	23:59	05:29:00	5.50	Withybush	Pembrokeshire	Evening	GP	0.00	469	
15/02/2023	Wednesday	18:30	23:59	05:29:00	5.50	Withybush	Pembrokeshire	Evening	GP	0.00	481	
16/02/2023	Thursday	19:00	22:59	03:59:00	4.00	Llandysul	Ceredigion	Evening	GP	0.00	486	
17/02/2023	Friday	19:00	22:59	03:59:00	4.00	Llandysul	Ceredigion	Evening	GP	0.00	498	
17/02/2023	Friday	19:30	23:29	03:59:00	4.00	PPH	Carmarthenshire	Evening	GP	0.00	504	
18/02/2023	Saturday	13:00	18:59	05:59:00	6.00	PPH	Carmarthenshire	Afternoon	GP	0.00	517	
18/02/2023	Saturday	18:00	22:29	04:29:00	4.50	PPH	Carmarthenshire	Evening	GP	0.00	509	
18/02/2023	Saturday	19:00	22:59	03:59:00	4.00	PPH	Carmarthenshire	Evening	GP	0.00	521	
18/02/2023	Saturday	19:00	22:59	03:59:00	4.00	Llandysul	Ceredigion	Evening	Clinician	0.00	525	
18/02/2023	Saturday	19:00	23:59	04:59:00	5.00	Withybush	Pembrokeshire	Evening	Clinician	0.00	540	
19/02/2023	Sunday	10:00	13:59	03:59:00	4.00	PPH	Carmarthenshire	Morning	GP	0.00	549	
19/02/2023	Sunday	13:00	18:59	05:59:00	6.00	GGH	Carmarthenshire	Afternoon	GP	0.00	554	
19/02/2023	Sunday	19:00	22:59	03:59:00	4.00	Llandysul	Ceredigion	Evening	Clinician	0.00	561	
19/02/2023	Sunday	19:00	22:59	03:59:00	4.00	BGH	Ceredigion	Evening	GP	0.00	565	
19/02/2023	Sunday	19:00	23:59	04:59:00	5.00	Withybush	Pembrokeshire	Evening	Clinician	0.00	576	
19/02/2023	Sunday	23:00	07:59	9.00	9.00	BGH	Ceredigion	Overnight	GP	0.00	566	

20/02/2023	Monday	08:00	12:59	04:59:00	5.00	BGH	Ceredigion	Long Shift	GP	0.00	1
20/02/2023	Monday	13:00	18:29	05:29:00	5.50	BGH	Ceredigion	Long Shift	GP	0.00	2554
20/02/2023	Monday	18:30	22:59	04:29:00	4.50	BGH	Ceredigion	Evening	GP	0.00	2563
20/02/2023	Monday	19:00	22:59	03:59:00	4.00	Llandysul	Ceredigion	Evening	GP	0.00	3
20/02/2023	Monday	23:00	07:59	9.00	9.00	BGH	Ceredigion	Overnight	GP	0.00	2
20/02/2023	Monday	23:30	07:59	8.50	8.50	GGH	Carmarthenshire	Overnight	GP	0.00	7
21/02/2023	Tuesday	08:00	12:59	04:59:00	5.00	GGH	Carmarthenshire	Long Shift	GP	425.00	2557
21/02/2023	Tuesday	13:00	18:29	05:29:00	5.50	GGH	Carmarthenshire	Long Shift	GP	463.75	2558
21/02/2023	Tuesday	19:00	22:59	03:59:00	4.00	Llandysul	Ceredigion	Evening	GP	0.00	15
21/02/2023	Tuesday	23:30	07:59	8.50	8.50	GGH	Carmarthenshire	Overnight	GP	0.00	16
21/02/2023	Tuesday	23:30	07:59	8.50	8.50	GGH	Carmarthenshire	Overnight	GP	0.00	19
22/02/2023	Wednesday	08:00	12:59	04:59:00	5.00	GGH	Carmarthenshire	Long Shift	GP	425.00	2560
22/02/2023	Wednesday	13:00	18:29	05:29:00	5.50	BGH	Ceredigion	Long Shift	GP	0.00	2561
22/02/2023	Wednesday	19:00	22:59	03:59:00	4.00	Llandysul	Ceredigion	Evening	GP	0.00	27
22/02/2023	Wednesday	23:30	07:59	8.50	8.50	GGH	Carmarthenshire	Overnight	GP	0.00	31
22/02/2023	Wednesday	23:59	07:58	8.00	8.00	Withybush	Pembrokeshire	Overnight	GP	0.00	36
23/02/2023	Thursday	19:00	22:59	03:59:00	4.00	Llandysul	Ceredigion	Evening	GP	0.00	39
23/02/2023	Thursday	23:30	07:59	8.50	8.50	GGH	Carmarthenshire	Overnight	GP	0.00	43
23/02/2023	Thursday	23:30	07:59	8.50	8.50	GGH	Carmarthenshire	Overnight	GP	0.00	40
24/02/2023	Friday	18:30	23:59	05:29:00	5.50	Withybush	Pembrokeshire	Evening	GP	0.00	58
24/02/2023	Friday	19:00	23:58	04:58:00	5.00	Withybush	Pembrokeshire	Evening	GP	0.00	59
24/02/2023	Friday	19:00	22:59	03:59:00	4.00	Llandysul	Ceredigion	Evening	GP	0.00	51
24/02/2023	Friday	19:30	23:29	03:59:00	4.00	PPH	Carmarthenshire	Evening	GP	0.00	57
24/02/2023	Friday	23:30	07:59	8.50	8.50	GGH	Carmarthenshire	Overnight	GP	0.00	55
24/02/2023	Friday	23:59	07:58	8.00	8.00	Withybush	Pembrokeshire	Overnight	GP	0.00	60
25/02/2023	Saturday	08:00	12:59	04:59:00	5.00	Withybush	Pembrokeshire	Morning	GP	0.00	96
25/02/2023	Saturday	09:00	12:59	03:59:00	4.00	PPH	Carmarthenshire	Morning	GP	0.00	76
25/02/2023	Saturday	10:00	13:59	03:59:00	4.00	PPH	Carmarthenshire	Morning	GP	0.00	78
25/02/2023	Saturday	10:00	13:59	03:59:00	4.00	GGH	Carmarthenshire	Morning	GP	0.00	79
25/02/2023	Saturday	17:00	21:59	04:59:00	5.00	Withybush	Pembrokeshire	Evening	Clinician	0.00	104
25/02/2023	Saturday	18:00	22:29	04:29:00	4.50	PPH	Carmarthenshire	Evening	GP	0.00	74
25/02/2023	Saturday	19:00	22:59	03:59:00	4.00	Llandysul	Ceredigion	Evening	Clinician	0.00	90
25/02/2023	Saturday	19:00	22:59	03:59:00	4.00	PPH	Carmarthenshire	Evening	GP	0.00	86
26/02/2023	Sunday	08:00	12:59	04:59:00	5.00	Withybush	Pembrokeshire	Morning	Clinician	0.00	133
26/02/2023	Sunday	09:00	12:59	03:59:00	4.00	PPH	Carmarthenshire	Morning	GP	0.00	113
26/02/2023	Sunday	12:00	17:59	05:59:00	6.00	GGH	Carmarthenshire	Afternoon	GP	0.00	116
26/02/2023	Sunday	12:00	17:59	05:59:00	6.00	PPH	Carmarthenshire	Afternoon	GP	0.00	117
26/02/2023	Sunday	13:00	18:59	05:59:00	6.00	PPH	Carmarthenshire	Afternoon	GP	0.00	118
26/02/2023	Sunday	17:00	21:59	04:59:00	5.00	Withybush	Pembrokeshire	Evening	Clinician	0.00	140
26/02/2023	Sunday	19:00	22:59	03:59:00	4.00	PPH	Carmarthenshire	Evening	GP	0.00	122
26/02/2023	Sunday	19:00	22:59	03:59:00	4.00	Llandysul	Ceredigion	Evening	Clinician	0.00	126
26/02/2023	Sunday	19:00	23:59	04:59:00	5.00	Withybush	Pembrokeshire	Evening	Clinician	0.00	141
26/02/2023	Sunday	23:00	07:59	9.00	9.00	BGH	Ceredigion	Overnight	GP	0.00	131
27/02/2023	Monday	18:30	22:59	04:29:00	4.50	BGH	Ceredigion	Evening	GP	0.00	158
27/02/2023	Monday	19:00	22:59	03:59:00	4.00	Llandysul	Ceredigion	Evening	GP	0.00	160
27/02/2023	Monday	23:00	07:59	9.00	9.00	BGH	Ceredigion	Overnight	GP	0.00	159
02/03/2023	Thursday	19:00	22:59	03:59:00	4.00	Llandysul	Ceredigion	Evening	GP	0.00	196
02/03/2023	Thursday	19:30	23:29	03:59:00	4.00	PPH	Carmarthenshire	Evening	GP	0.00	202
02/03/2023	Thursday	23:30	07:59	8.50	8.50	GGH	Carmarthenshire	Overnight	GP	0.00	197
02/03/2023	Thursday	23:30	07:59	8.50	8.50	GGH	Carmarthenshire	Overnight	GP	0.00	200
03/03/2023	Friday	18:30	23:59	05:29:00	5.50	Withybush	Pembrokeshire	Evening	GP	0.00	215
03/03/2023	Friday	23:30	07:59	8.50	8.50	GGH	Carmarthenshire	Overnight	GP	0.00	212
04/03/2023	Saturday	09:00	13:59	04:59:00	5.00	Withybush	Pembrokeshire	Morning	Clinician	0.00	243
04/03/2023	Saturday	10:00	16:59	06:59:00	7.00	PPH	Carmarthenshire	Morning	GP	0.00	223

04/03/2023	Saturday	13:00	18:59	05:59:00	5.00	Withybush	Pembrokeshire	Afternoon	Clinician	0.00	248	
04/03/2023	Saturday	18:00	22:29	04:29:00	4.50	PPH	Carmarthenshire	Evening	GP	0.00	219	
04/03/2023	Saturday	19:00	22:59	03:59:00	4.00	PPH	Carmarthenshire	Evening	GP	0.00	231	
04/03/2023	Saturday	19:00	23:59	04:59:00	5.00	Withybush	Pembrokeshire	Evening	Clinician	0.00	250	
04/03/2023	Saturday	19:00	22:59	03:59:00	4.00	Llandysul	Ceredigion	Evening	Clinician	0.00	235	
04/03/2023	Saturday	23:00	07:59	9.00	9.00	GGH	Carmarthenshire	Overnight	GP	0.00	232	
05/03/2023	Sunday	09:00	12:59	03:59:00	4.00	GGH	Carmarthenshire	Morning	GP	0.00	256	
05/03/2023	Sunday	11:00	14:59	03:59:00	4.00	Withybush	Pembrokeshire	Morning	Clinician	0.00	280	
05/03/2023	Sunday	13:00	16:59	03:59:00	4.00	Withybush	Pembrokeshire	Afternoon	Clinician	0.00	281	
05/03/2023	Sunday	13:00	18:59	05:59:00	6.00	GGH	Carmarthenshire	Afternoon	GP	0.00	264	
05/03/2023	Sunday	17:00	21:59	04:59:00	5.00	Withybush	Pembrokeshire	Evening	Clinician	0.00	285	
05/03/2023	Sunday	19:00	23:59	04:59:00	5.00	Withybush	Pembrokeshire	Evening	Clinician	0.00	286	
05/03/2023	Sunday	19:00	22:59	03:59:00	4.00	Llandysul	Ceredigion	Evening	Clinician	0.00	271	
06/03/2023	Monday	18:30	23:59	05:29:00	5.50	Withybush	Pembrokeshire	Evening	GP	0.00	312	
06/03/2023	Monday	23:00	07:59	9.00	9.00	BGH	Ceredigion	Overnight	GP	0.00	304	
07/03/2023	Tuesday	23:59	07:58	8.00	8.00	Withybush	Pembrokeshire	Overnight	GP	0.00	326	
09/03/2023	Thursday	19:00	22:59	03:59:00	4.00	Llandysul	Ceredigion	Evening	GP	0.00	341	
10/03/2023	Friday	23:30	07:59	8.50	8.50	GGH	Carmarthenshire	Overnight	GP	0.00	357	
11/03/2023	Saturday	19:00	22:59	03:59:00	4.00	PPH	Carmarthenshire	Evening	GP	0.00	376	
11/03/2023	Saturday	19:00	22:59	03:59:00	4.00	Llandysul	Ceredigion	Evening	Clinician	0.00	380	
11/03/2023	Saturday	19:00	23:59	04:59:00	5.00	Withybush	Pembrokeshire	Evening	Clinician	0.00	395	
11/03/2023	Saturday	23:00	07:59	9.00	9.00	GGH	Carmarthenshire	Overnight	GP	0.00	378	
11/03/2023	Saturday	23:00	07:59	9.00	9.00	GGH	Carmarthenshire	Overnight	GP	0.00	377	
12/03/2023	Sunday	10:00	13:59	03:59:00	4.00	PPH	Carmarthenshire	Morning	GP	0.00	404	
12/03/2023	Sunday	11:00	14:59	03:59:00	4.00	Withybush	Pembrokeshire	Morning	Clinician	0.00	425	
12/03/2023	Sunday	12:00	17:59	05:59:00	6.00	GGH	Carmarthenshire	Afternoon	GP	0.00	406	
12/03/2023	Sunday	14:00	18:59	04:59:00	5.00	Withybush	Pembrokeshire	Afternoon	Clinician	0.00	427	
12/03/2023	Sunday	17:00	21:59	04:59:00	5.00	Withybush	Pembrokeshire	Evening	Clinician	0.00	430	
12/03/2023	Sunday	19:00	23:59	04:59:00	5.00	Withybush	Pembrokeshire	Evening	Clinician	0.00	431	
12/03/2023	Sunday	19:00	22:59	03:59:00	4.00	Llandysul	Ceredigion	Evening	Clinician	0.00	416	
12/03/2023	Sunday	19:00	22:59	03:59:00	4.00	PPH	Carmarthenshire	Evening	GP	0.00	412	
13/03/2023	Monday	18:30	22:59	04:29:00	4.50	BGH	Ceredigion	Evening	GP	0.00	448	
13/03/2023	Monday	19:00	22:59	03:59:00	4.00	Llandysul	Ceredigion	Evening	GP	0.00	450	
13/03/2023	Monday	23:00	07:59	9.00	9.00	BGH	Ceredigion	Overnight	GP	0.00	449	
13/03/2023	Monday	23:59	07:58	8.00	8.00	Withybush	Pembrokeshire	Overnight	GP	0.00	459	
14/03/2023	Tuesday	18:30	22:29	03:59:00	4.00	PPH	Carmarthenshire	Evening	GP	0.00	467	
14/03/2023	Tuesday	19:00	22:59	03:59:00	4.00	Llandysul	Ceredigion	Evening	GP	0.00	462	
15/03/2023	Wednesday	19:30	23:29	03:59:00	4.00	PPH	Carmarthenshire	Evening	GP	0.00	480	
16/03/2023	Thursday	19:00	22:59	03:59:00	4.00	Llandysul	Ceredigion	Evening	GP	0.00	486	
18/03/2023	Saturday	08:00	12:59	04:59:00	5.00	Withybush	Pembrokeshire	Morning	Clinician	0.00	532	
18/03/2023	Saturday	08:00	12:59	04:59:00	5.00	Withybush	Pembrokeshire	Morning	Clinician	0.00	533	
18/03/2023	Saturday	09:00	12:59	03:59:00	4.00	Withybush	Pembrokeshire	Morning	Clinician	0.00	531	
18/03/2023	Saturday	09:00	12:59	03:59:00	4.00	PPH	Carmarthenshire	Morning	GP	0.00	512	
18/03/2023	Saturday	13:00	18:59	05:59:00	6.00	Withybush	Pembrokeshire	Afternoon	Clinician	0.00	537	
18/03/2023	Saturday	13:00	16:59	03:59:00	4.00	Withybush	Pembrokeshire	Afternoon	Clinician	0.00	536	
18/03/2023	Saturday	13:00	18:59	05:59:00	6.00	Withybush	Pembrokeshire	Afternoon	Clinician	0.00	538	
18/03/2023	Saturday	18:00	22:29	04:29:00	4.50	PPH	Carmarthenshire	Evening	GP	0.00	509	
18/03/2023	Saturday	19:00	22:59	03:59:00	4.00	Llandysul	Ceredigion	Evening	Clinician	0.00	525	
18/03/2023	Saturday	23:00	07:59	9.00	9.00	GGH	Carmarthenshire	Overnight	GP	0.00	522	
19/03/2023	Sunday	08:00	12:59	04:59:00	5.00	Withybush	Pembrokeshire	Morning	Clinician	0.00	567	
19/03/2023	Sunday	08:00	12:59	04:59:00	5.00	Withybush	Pembrokeshire	Morning	Clinician	0.00	568	
19/03/2023	Sunday	09:00	13:59	04:59:00	5.00	Withybush	Pembrokeshire	Morning	Clinician	0.00	569	
19/03/2023	Sunday	10:00	13:59	03:59:00	4.00	PPH	Carmarthenshire	Morning	GP	0.00	549	
19/03/2023	Sunday	12:00	17:59	05:59:00	6.00	GGH	Carmarthenshire	Afternoon	GP	0.00	551	



19/03/2023	Sunday	13:00	16:59	03:59:00	4.00	Withybush	Pembrokeshire	Afternoon	Clinician	0.00	571	
19/03/2023	Sunday	13:00	18:59	05:59:00	6.00	Withybush	Pembrokeshire	Afternoon	Clinician	0.00	574	
19/03/2023	Sunday	17:00	21:59	04:59:00	5.00	Withybush	Pembrokeshire	Evening	Clinician	0.00	575	
19/03/2023	Sunday	19:00	23:59	04:59:00	5.00	Withybush	Pembrokeshire	Evening	Clinician	0.00	576	
19/03/2023	Sunday	19:00	22:59	03:59:00	4.00	Llandysul	Ceredigion	Evening	Clinician	0.00	561	
19/03/2023	Sunday	23:00	07:59	9.00	9.00	BGH	Ceredigion	Overnight	GP	0.00	566	
20/03/2023	Monday	18:30	22:59	04:29:00	4.50	BGH	Ceredigion	Evening	GP	0.00	1	
20/03/2023	Monday	19:00	23:58	04:58:00	5.00	Withybush	Pembrokeshire	Evening	GP	0.00	11	
20/03/2023	Monday	23:00	07:59	9.00	9.00	BGH	Ceredigion	Overnight	GP	0.00	2	
20/03/2023	Monday	23:30	07:59	8.50	8.50	GGH	Carmarthenshire	Overnight	GP	0.00	4	
20/03/2023	Monday	23:59	07:58	8.00	8.00	Withybush	Pembrokeshire	Overnight	GP	0.00	12	
21/03/2023	Tuesday	19:00	22:59	03:59:00	4.00	Llandysul	Ceredigion	Evening	GP	0.00	15	
22/03/2023	Wednesday	23:00	07:59	9.00	9.00	BGH	Ceredigion	Overnight	GP	0.00	26	
23/03/2023	Thursday	18:30	22:29	03:59:00	4.00	PPH	Carmarthenshire	Evening	GP	0.00	44	
23/03/2023	Thursday	19:00	22:59	03:59:00	4.00	Llandysul	Ceredigion	Evening	GP	0.00	39	
23/03/2023	Thursday	19:30	23:29	03:59:00	4.00	PPH	Carmarthenshire	Evening	GP	0.00	45	
23/03/2023	Thursday	23:59	07:58	8.00	8.00	Withybush	Pembrokeshire	Overnight	GP	0.00	48	
24/03/2023	Friday	19:00	22:59	03:59:00	4.00	Llandysul	Ceredigion	Evening	GP	0.00	51	
24/03/2023	Friday	19:00	23:58	04:58:00	5.00	Withybush	Pembrokeshire	Evening	GP	0.00	59	
24/03/2023	Friday	23:30	07:59	8.50	8.50	GGH	Carmarthenshire	Overnight	GP	0.00	55	
24/03/2023	Friday	23:59	07:58	8.00	8.00	Withybush	Pembrokeshire	Overnight	GP	0.00	60	
25/03/2023	Saturday	09:00	12:59	03:59:00	4.00	PPH	Carmarthenshire	Morning	GP	0.00	77	
25/03/2023	Saturday	10:00	13:59	03:59:00	4.00	PPH	Carmarthenshire	Morning	GP	0.00	78	
25/03/2023	Saturday	13:00	18:59	05:59:00	6.00	Withybush	Pembrokeshire	Afternoon	GP	0.00	103	
25/03/2023	Saturday	14:30	18:59	04:29:00	4.50	GGH	Carmarthenshire	Afternoon	GP	0.00	83	
25/03/2023	Saturday	18:00	22:29	04:29:00	4.50	PPH	Carmarthenshire	Evening	GP	0.00	74	
25/03/2023	Saturday	19:00	22:59	03:59:00	4.00	Llandysul	Ceredigion	Evening	Clinician	0.00	90	
25/03/2023	Saturday	23:00	07:59	9.00	9.00	GGH	Carmarthenshire	Overnight	GP	0.00	87	
26/03/2023	Sunday	10:00	13:59	03:59:00	4.00	PPH	Carmarthenshire	Morning	GP	0.00	114	
26/03/2023	Sunday	19:00	21:59	02:59:00	3.00	Withybush	Pembrokeshire	Evening	Clinician	0.00	140	
26/03/2023	Sunday	19:00	23:59	04:59:00	5.00	Withybush	Pembrokeshire	Evening	Clinician	0.00	142	
26/03/2023	Sunday	19:00	22:59	03:59:00	4.00	BGH	Ceredigion	Evening	GP	0.00	130	
26/03/2023	Sunday	19:00	22:59	03:59:00	4.00	Llandysul	Ceredigion	Evening	Clinician	0.00	126	
26/03/2023	Sunday	23:00	07:59	9.00	9.00	BGH	Ceredigion	Overnight	GP	0.00	131	
26/03/2023	Sunday	23:00	07:59	9.00	9.00	GGH	Carmarthenshire	Overnight	GP	0.00	123	
27/03/2023	Monday	18:30	22:29	03:59:00	4.00	PPH	Carmarthenshire	Evening	Salaried GP	0.00	162	
27/03/2023	Monday	19:00	22:59	03:59:00	4.00	Llandysul	Ceredigion	Evening	GP	0.00	160	
27/03/2023	Monday	19:30	23:29	03:59:00	4.00	PPH	Carmarthenshire	Evening	GP	0.00	166	
27/03/2023	Monday	23:00	07:59	9.00	9.00	BGH	Ceredigion	Overnight	GP	0.00	159	
28/03/2023	Tuesday	19:00	22:59	03:59:00	4.00	Llandysul	Ceredigion	Evening	GP	0.00	172	
30/03/2023	Thursday	18:30	22:29	03:59:00	4.00	PPH	Carmarthenshire	Evening	GP	0.00	201	
30/03/2023	Thursday	19:00	22:59	03:59:00	4.00	Llandysul	Ceredigion	Evening	GP	0.00	196	
30/03/2023	Thursday	23:30	07:59	8.50	8.50	GGH	Carmarthenshire	Overnight	GP	0.00	200	
31/03/2023	Friday	18:30	23:59	05:29:00	5.50	Withybush	Pembrokeshire	Evening	GP	0.00	215	
31/03/2023	Friday	19:30	23:29	03:59:00	4.00	PPH	Carmarthenshire	Evening	GP	0.00	214	
31/03/2023	Friday	19:30	23:29	03:59:00	4.00	GGH	Carmarthenshire	Evening	GP	0.00	211	
31/03/2023	Friday	23:30	07:59	8.50	4.00	GGH	Carmarthenshire	Overnight	GP	0.00	209	
01/04/2023	Saturday	09:00	18:59	09:59:00	10.00	Llandysul	Ceredigion	Long Shift	Clinician	0.00	238	
01/04/2023	Saturday	09:00	13:59	04:59:00	5.00	Withybush	Pembrokeshire	Morning	Clinician	0.00	243	
01/04/2023	Saturday	09:00	12:59	03:59:00	4.00	Withybush	Pembrokeshire	Morning	Clinician	0.00	1658	
01/04/2023	Saturday	10:00	16:59	06:59:00	7.00	PPH	Carmarthenshire	Morning	GP	0.00	223	
01/04/2023	Saturday	13:00	18:59	05:59:00	5.00	PPH	Carmarthenshire	Afternoon	GP	0.00	227	
01/04/2023	Saturday	13:00	18:59	05:59:00	5.00	Withybush	Pembrokeshire	Afternoon	Clinician	0.00	248	
01/04/2023	Saturday	13:00	16:59	03:59:00	4.00	Withybush	Pembrokeshire	Afternoon	Clinician	0.00	246	

01/04/2023	Saturday	18:00	22:29	04:29:00	4.50	PPH	Carmarthenshire	Evening	GP	0.00	219	
01/04/2023	Saturday	19:00	22:59	03:59:00	4.00	PPH	Carmarthenshire	Evening	GP	0.00	231	
01/04/2023	Saturday	19:00	23:59	04:59:00	5.00	Withybush	Pembrokeshire	Evening	Clinician	0.00	250	
02/04/2023	Sunday	09:00	13:59	04:59:00	5.00	Withybush	Pembrokeshire	Morning	Clinician	0.00	279	
02/04/2023	Sunday	10:00	13:59	03:59:00	4.00	GGH	Carmarthenshire	Morning	GP	0.00	260	
02/04/2023	Sunday	10:00	13:59	02:59:00	4.00	PPH	Carmarthenshire	Morning	GP	0.00	259	
02/04/2023	Sunday	11:00	14:59	03:59:00	4.00	Withybush	Pembrokeshire	Morning	Clinician	0.00	280	
02/04/2023	Sunday	13:00	16:59	03:59:00	4.00	Withybush	Pembrokeshire	Afternoon	Clinician	0.00	282	
02/04/2023	Sunday	17:00	21:59	04:59:00	5.00	Withybush	Pembrokeshire	Evening	Clinician	0.00	285	
02/04/2023	Sunday	18:00	22:29	02:59:00	4.50	PPH	Carmarthenshire	Evening	GP	0.00	255	
02/04/2023	Sunday	19:00	22:59	03:59:00	4.00	Llandysul	Ceredigion	Evening	Clinician	0.00	271	
02/04/2023	Sunday	19:00	23:59	04:59:00	5.00	Withybush	Pembrokeshire	Evening	Clinician	0.00	286	
02/04/2023	Sunday	23:00	07:59	9.00	9.00	GGH	Carmarthenshire	Overnight	GP	0.00	268	
02/04/2023	Sunday	23:00	07:59	9.00	9.00	BGH	Ceredigion	Overnight	GP	0.00	276	
03/04/2023	Monday	19:00	22:59	03:59:00	4.00	Llandysul	Ceredigion	Evening	GP	0.00	305	
03/04/2023	Monday	19:30	23:29	03:59:00	4.00	PPH	Carmarthenshire	Evening	GP	0.00	311	
03/04/2023	Monday	23:30	07:59	8.50	8.50	GGH	Carmarthenshire	Overnight	GP	0.00	309	
03/04/2023	Monday	23:30	07:59	8.50	8.50	GGH	Carmarthenshire	Overnight	GP	0.00	306	
04/04/2023	Tuesday	19:00	22:59	03:59:00	4.00	Llandysul	Ceredigion	Evening	GP	0.00	317	
04/04/2023	Tuesday	23:30	07:59	8.50	8.50	GGH	Carmarthenshire	Overnight	GP	0.00	321	
05/04/2023	Wednesday	19:30	23:29	03:59:00	4.00	PPH	Carmarthenshire	Evening	GP	0.00	335	
05/04/2023	Wednesday	23:30	07:59	8.50	8.50	GGH	Carmarthenshire	Overnight	GP	0.00	330	
06/04/2023	Thursday	18:30	22:29	03:59:00	4.00	PPH	Carmarthenshire	Evening	GP	0.00	346	
06/04/2023	Thursday	19:00	22:59	03:59:00	4.00	Llandysul	Ceredigion	Evening	GP	0.00	341	
07/04/2023	Friday	09:00	13:59	04:59:00	5.00	Withybush	Pembrokeshire	Morning	GP	550.00	1995	
07/04/2023	Friday	11:00	12:59	01:59:00	2.00	Withybush	Pembrokeshire	Short Shift	GP	0.00	1996	
07/04/2023	Friday	18:00	22:29	04:29:00	4.50	PPH	Carmarthenshire	Evening	GP	495.00	1987	
07/04/2023	Friday	19:00	23:29	04:29:00	4.50	PPH	Carmarthenshire	Evening	GP	495.00	359	
07/04/2023	Friday	23:30	07:59	8.50	8.50	GGH	Carmarthenshire	Overnight	GP	0.00	357	
08/04/2023	Saturday	09:00	12:59	03:59:00	4.00	PPH	Carmarthenshire	Morning	GP	480.00	367	
08/04/2023	Saturday	09:00	18:59	09:59:00	10.00	Llandysul	Ceredigion	Long Shift	Clinician	1,260.00	383	
08/04/2023	Saturday	10:00	13:59	03:59:00	4.00	PPH	Carmarthenshire	Morning	GP	490.00	368	
08/04/2023	Saturday	18:00	22:29	04:29:00	4.50	PPH	Carmarthenshire	Evening	GP	585.00	364	
09/04/2023	Sunday	08:00	12:59	5.00	5.00	Withybush	Pembrokeshire	Morning	Clinician	600.00	423	
09/04/2023	Sunday	08:00	14:59	06:59:00	7.00	BGH	Ceredigion	Short Shift	GP	860.00	415	
09/04/2023	Sunday	09:00	12:59	03:59:00	4.00	PPH	Carmarthenshire	Morning	GP	480.00	403	
09/04/2023	Sunday	09:00	13:59	04:59:00	5.00	Withybush	Pembrokeshire	Morning	Clinician	610.00	424	
09/04/2023	Sunday	10:00	13:59	03:59:00	4.00	PPH	Carmarthenshire	Morning	GP	490.00	404	
09/04/2023	Sunday	11:00	14:59	03:59:00	4.00	Withybush	Pembrokeshire	Morning	Clinician	500.00	425	
09/04/2023	Sunday	18:00	22:29	04:29:00	4.50	PPH	Carmarthenshire	Evening	GP	585.00	400	
09/04/2023	Sunday	18:00	22:29	04:29:00	4.50	GGH	Carmarthenshire	Evening	GP	585.00	410	
09/04/2023	Sunday	19:00	22:59	03:59:00	4.00	Llandysul	Ceredigion	Evening	Clinician	520.00	416	
09/04/2023	Sunday	23:00	07:59	9.00	9.00	GGH	Carmarthenshire	Overnight	GP	1,170.00	413	
10/04/2023	Monday	08:00	11:59	03:59:00	4.00	GGH	Carmarthenshire	Morning	Clinician	0.00	2616	
10/04/2023	Monday	10:00	12:59	02:59:00	3.00	PPH	Carmarthenshire	Long Shift	Clinician	360.00	2018	
10/04/2023	Monday	11:00	12:59	01:59:00	2.00	Withybush	Pembrokeshire	Morning	GP	240.00	2028	
10/04/2023	Monday	12:00	17:59	05:59:00	6.00	PPH	Carmarthenshire	Afternoon	Clinician	770.00	2019	
10/04/2023	Monday	13:00	18:59	05:59:00	6.00	Withybush	Pembrokeshire	Afternoon	GP	780.00	2029	
10/04/2023	Monday	18:30	22:29	03:59:00	4.00	PPH	Carmarthenshire	Evening	Salaried GP	0.00	455	
10/04/2023	Monday	23:30	07:59	8.50	8.50	GGH	Carmarthenshire	Overnight	GP	935.00	454	
11/04/2023	Tuesday	19:00	22:59	03:59:00	4.00	Llandysul	Ceredigion	Evening	GP	0.00	462	
11/04/2023	Tuesday	19:30	23:29	03:59:00	4.00	PPH	Carmarthenshire	Evening	GP	0.00	468	
11/04/2023	Tuesday	23:30	07:59	8.50	8.50	GGH	Carmarthenshire	Overnight	GP	0.00	466	
13/04/2023	Thursday	23:30	07:59	8.50	8.50	GGH	Carmarthenshire	Overnight	GP	0.00	487	

15/04/2023	Saturday	10:00	13:59	03:59:00	4.00	PPH	Carmarthenshire	Morning	GP	0.00	513	
15/04/2023	Saturday	10:00	13:59	03:59:00	4.00	GGH	Carmarthenshire	Morning	GP	0.00	514	
15/04/2023	Saturday	13:00	18:59	05:59:00	6.00	PPH	Carmarthenshire	Afternoon	GP	0.00	517	
15/04/2023	Saturday	18:00	22:29	04:29:00	4.50	PPH	Carmarthenshire	Evening	GP	0.00	509	
15/04/2023	Saturday	19:00	22:59	03:59:00	4.00	PPH	Carmarthenshire	Evening	GP	0.00	521	
15/04/2023	Saturday	19:00	23:59	04:59:00	5.00	Withybush	Pembrokeshire	Evening	Clinician	575.00	540	
15/04/2023	Saturday	23:00	07:59	9.00	9.00	GGH	Carmarthenshire	Overnight	GP	0.00	522	
15/04/2023	Saturday	23:59	07:58	8.00	8.00	Withybush	Pembrokeshire	Overnight	Clinician	0.00	542	
16/04/2023	Sunday	09:00	12:59	03:59:00	4.00	Withybush	Pembrokeshire	Morning	Clinician	0.00	569	
16/04/2023	Sunday	12:00	13:59	01:59:00	2.00	GGH	Carmarthenshire	Afternoon	GP	0.00	2627	
16/04/2023	Sunday	16:00	17:59	01:59:00	2.00	GGH	Carmarthenshire	Afternoon	GP	0.00	551	
16/04/2023	Sunday	19:00	22:59	03:59:00	4.00	PPH	Carmarthenshire	Evening	GP	0.00	557	
17/04/2023	Monday	19:00	22:59	03:59:00	4.00	Llandysul	Ceredigion	Evening	GP	0.00	3	
17/04/2023	Monday	19:30	23:29	03:59:00	4.00	PPH	Carmarthenshire	Evening	GP	0.00	9	
20/04/2023	Thursday	19:00	22:59	03:59:00	4.00	Llandysul	Ceredigion	Evening	GP	0.00	39	
20/04/2023	Thursday	23:30	07:59	8.50	8.50	GGH	Carmarthenshire	Overnight	GP	0.00	43	
22/04/2023	Saturday	08:00	12:59	04:59:00	5.00	Withybush	Pembrokeshire	Morning	Clinician	0.00	97	
22/04/2023	Saturday	09:00	12:59	03:59:00	4.00	Withybush	Pembrokeshire	Morning	Clinician	0.00	1656	
22/04/2023	Saturday	13:00	16:59	03:59:00	4.00	Withybush	Pembrokeshire	Afternoon	Clinician	0.00	103	
22/04/2023	Saturday	13:00	16:59	03:59:00	4.00	Withybush	Pembrokeshire	Afternoon	Clinician	0.00	101	
22/04/2023	Saturday	18:00	22:29	04:29:00	4.50	PPH	Carmarthenshire	Evening	GP	0.00	74	
22/04/2023	Saturday	19:00	22:59	03:59:00	4.00	PPH	Carmarthenshire	Evening	GP	0.00	86	
22/04/2023	Saturday	23:00	07:59	9.00	9.00	GGH	Carmarthenshire	Overnight	GP	0.00	88	
23/04/2023	Sunday	08:00	12:59	04:59:00	5.00	Withybush	Pembrokeshire	Morning	Clinician	0.00	133	
23/04/2023	Sunday	08:00	12:59	04:59:00	5.00	Withybush	Pembrokeshire	Morning	Clinician	0.00	132	
23/04/2023	Sunday	09:00	13:59	03:59:00	5.00	Withybush	Pembrokeshire	Morning	Clinician	0.00	134	
24/04/2023	Monday	19:00	22:59	03:59:00	4.00	Llandysul	Ceredigion	Evening	GP	0.00	160	
27/04/2023	Thursday	23:59	07:58	8.00	8.00	Withybush	Pembrokeshire	Overnight	GP	0.00	205	
29/04/2023	Saturday	08:00	14:59	06:59:00	7.00	BGH	Ceredigion	Short Shift	GP	0.00	234	
29/04/2023	Saturday	09:00	12:59	03:59:00	4.00	PPH	Carmarthenshire	Morning	GP	0.00	222	
29/04/2023	Saturday	23:00	07:59	9.00	9.00	PPH	Carmarthenshire	Overnight	GP	1,170.00	2654	
30/04/2023	Sunday	10:00	13:59	03:59:00	4.00	GGH	Carmarthenshire	Morning	GP	490.00	260	
30/04/2023	Sunday	23:00	07:59	9.00	9.00	BGH	Ceredigion	Overnight	GP	1,170.00	276	
30/04/2023	Sunday	23:00	07:59	9.00	9.00	PPH	Carmarthenshire	Overnight	GP	0.00	2655	
01/05/2023	Monday	09:00	12:59	03:59:00	4.00	GGH	Carmarthenshire	Morning	Clinician	0.00	2034	
01/05/2023	Monday	23:30	07:59	8.50	8.50	PPH	Carmarthenshire	Overnight	GP	0.00	2656	
06/05/2023	Saturday	19:00	22:59	03:59:00	4.00	PPH	Carmarthenshire	Evening	GP	460.00	376	
06/05/2023	Saturday	23:00	07:59	9.00	9.00	Llandysul	Ceredigion	Overnight	GP	0.00	2657	
07/05/2023	Sunday	18:00	22:29	04:29:00	4.50	PPH	Carmarthenshire	Evening	GP	0.00	400	
08/05/2023	Monday	18:30	22:29	03:59:00	4.00	PPH	Carmarthenshire	Evening	Sessional GP	520.00	455	
09/05/2023	Tuesday	18:30	22:59	04:29:00	4.50	BGH	Ceredigion	Evening	GP	0.00	460	
09/05/2023	Tuesday	19:00	22:59	03:59:00	4.00	Llandysul	Ceredigion	Evening	GP	0.00	462	
09/05/2023	Tuesday	23:00	07:59	9.00	9.00	BGH	Ceredigion	Overnight	GP	0.00	461	
10/05/2023	Wednesday	18:30	22:29	03:59:00	4.00	PPH	Carmarthenshire	Evening	Salaried GP	0.00	479	
11/05/2023	Thursday	19:30	23:29	03:59:00	4.00	PPH	Carmarthenshire	Evening	GP	0.00	492	
11/05/2023	Thursday	23:30	07:59	8.50	8.50	GGH	Carmarthenshire	Overnight	GP	0.00	490	
11/05/2023	Thursday	23:30	07:59	8.50	8.50	GGH	Carmarthenshire	Overnight	GP	0.00	487	
13/05/2023	Saturday	09:00	12:59	03:59:00	3.00	PPH	Carmarthenshire	Morning	GP	0.00	512	
13/05/2023	Saturday	15:00	18:59	03:59:00	3.00	Withybush	Pembrokeshire	Afternoon	Clinician	0.00	537	
13/05/2023	Saturday	18:00	22:29	04:29:00	4.50	GGH	Carmarthenshire	Evening	GP	0.00	519	
13/05/2023	Saturday	19:00	22:59	03:59:00	4.00	PPH	Carmarthenshire	Evening	GP	0.00	521	
13/05/2023	Saturday	19:00	22:59	03:59:00	4.00	GGH	Carmarthenshire	Evening	GP	0.00	520	
13/05/2023	Saturday	23:00	07:59	9.00	9.00	GGH	Carmarthenshire	Overnight	GP	0.00	523	
14/05/2023	Sunday	13:00	18:59	05:59:00	5.00	GGH	Carmarthenshire	Afternoon	GP	0.00	554	

14/05/2023	Sunday	13:00	18:59	05:59:00	5.00	PPH	Carmarthenshire	Afternoon	GP	0.00	553	
14/05/2023	Sunday	19:00	23:59	04:59:00	5.00	Withybush	Pembrokeshire	Evening	Clinician	0.00	576	
14/05/2023	Sunday	23:00	07:59	9.00	9.00	GGH	Carmarthenshire	Overnight	GP	0.00	559	
15/05/2023	Monday	19:00	23:59	04:59:00	5.00	Withybush	Pembrokeshire	Evening	GP	0.00	11	
15/05/2023	Monday	19:00	22:59	03:59:00	4.00	Llandysul	Ceredigion	Evening	GP	0.00	3	
15/05/2023	Monday	19:30	23:29	03:59:00	4.00	PPH	Carmarthenshire	Evening	GP	0.00	9	
15/05/2023	Monday	23:30	07:59	8.50	8.50	GGH	Carmarthenshire	Overnight	GP	0.00	4	
15/05/2023	Monday	23:59	07:58	8.00	8.00	Withybush	Pembrokeshire	Overnight	GP	0.00	12	
16/05/2023	Tuesday	19:00	22:59	03:59:00	4.00	Llandysul	Ceredigion	Evening	GP	0.00	15	
16/05/2023	Tuesday	19:30	23:29	03:59:00	4.00	PPH	Carmarthenshire	Evening	GP	310.00	21	
17/05/2023	Wednesday	23:30	07:59	8.50	8.50	GGH	Carmarthenshire	Overnight	GP	0.00	31	
18/05/2023	Thursday	19:00	22:59	03:59:00	4.00	Llandysul	Ceredigion	Evening	GP	0.00	39	
18/05/2023	Thursday	19:00	23:59	04:59:00	5.00	Withybush	Pembrokeshire	Evening	GP	0.00	47	
18/05/2023	Thursday	19:30	23:29	03:59:00	4.00	PPH	Carmarthenshire	Evening	GP	0.00	45	
18/05/2023	Thursday	23:30	07:59	8.50	8.50	GGH	Carmarthenshire	Overnight	GP	0.00	43	
18/05/2023	Thursday	23:30	07:59	8.50	8.50	GGH	Carmarthenshire	Overnight	GP	0.00	40	
18/05/2023	Thursday	23:59	07:58	8.00	8.00	Withybush	Pembrokeshire	Overnight	GP	0.00	48	
19/05/2023	Friday	19:00	23:59	04:59:00	5.00	Withybush	Pembrokeshire	Evening	GP	0.00	2733	
19/05/2023	Friday	23:00	07:59	9.00	9.00	BGH	Ceredigion	Overnight	GP	0.00	2732	
19/05/2023	Friday	23:30	07:59	8.50	8.50	GGH	Carmarthenshire	Overnight	GP	0.00	52	
19/05/2023	Friday	23:59	07:58	8.00	8.00	Withybush	Pembrokeshire	Overnight	GP	0.00	60	
20/05/2023	Saturday	08:00	12:59	04:59:00	5.00	Withybush	Pembrokeshire	Morning	Clinician	0.00	97	
20/05/2023	Saturday	09:00	13:59	04:59:00	5.00	Withybush	Pembrokeshire	Morning	Clinician	0.00	98	
20/05/2023	Saturday	09:00	18:59	09:59:00	10.00	Llandysul	Ceredigion	Long Shift	Clinician	0.00	93	
20/05/2023	Saturday	09:00	12:59	03:59:00	4.00	Withybush	Pembrokeshire	Morning	Clinician	0.00	1656	
20/05/2023	Saturday	10:00	13:59	03:59:00	4.00	GGH	Carmarthenshire	Morning	GP	0.00	79	
20/05/2023	Saturday	13:00	16:59	03:59:00	4.00	Withybush	Pembrokeshire	Afternoon	Clinician	0.00	101	
20/05/2023	Saturday	15:00	18:59	03:59:00	4.00	Withybush	Pembrokeshire	Afternoon	Clinician	0.00	103	
20/05/2023	Saturday	19:00	02:59	8.00	8.00	Withybush	Pembrokeshire	Evening	Clinician	0.00	105	
20/05/2023	Saturday	19:00	23:59	04:59:00	5.00	Withybush	Pembrokeshire	Evening	Clinician	0.00	106	
20/05/2023	Saturday	19:00	22:59	03:59:00	4.00	PPH	Carmarthenshire	Evening	GP	0.00	86	
20/05/2023	Saturday	23:00	07:59	9.00	9.00	GGH	Carmarthenshire	Overnight	GP	0.00	88	
20/05/2023	Saturday	23:59	07:58	8.00	8.00	Withybush	Pembrokeshire	Overnight	Clinician	0.00	107	
21/05/2023	Sunday	08:00	12:59	04:59:00	5.00	Withybush	Pembrokeshire	Morning	Clinician	0.00	132	
21/05/2023	Sunday	08:00	12:59	04:59:00	5.00	Withybush	Pembrokeshire	Morning	Clinician	0.00	133	
21/05/2023	Sunday	09:00	12:59	03:59:00	4.00	Withybush	Pembrokeshire	Morning	Clinician	0.00	1657	
21/05/2023	Sunday	12:00	17:59	05:59:00	6.00	PPH	Carmarthenshire	Afternoon	GP	0.00	117	
21/05/2023	Sunday	15:00	16:59	01:59:00	2.00	Withybush	Pembrokeshire	Afternoon	Clinician	0.00	136	
21/05/2023	Sunday	17:00	18:59	01:59:00	2.00	Withybush	Pembrokeshire	Evening	Clinician	0.00	140	
21/05/2023	Sunday	19:00	02:59	8.00	8.00	Withybush	Pembrokeshire	Evening	Clinician	0.00	142	
21/05/2023	Sunday	19:00	23:59	04:59:00	5.00	Withybush	Pembrokeshire	Evening	Clinician	0.00	141	
21/05/2023	Sunday	19:00	22:59	03:59:00	4.00	Llandysul	Ceredigion	Evening	Clinician	0.00	126	
21/05/2023	Sunday	19:00	22:59	03:59:00	4.00	PPH	Carmarthenshire	Evening	GP	0.00	122	
21/05/2023	Sunday	23:00	23:29	00:29:00	0.50	GGH	Carmarthenshire	Evening	GP	0.00	121	
21/05/2023	Sunday	23:00	07:59	9.00	9.00	GGH	Carmarthenshire	Overnight	GP	0.00	123	
21/05/2023	Sunday	23:00	07:59	9.00	9.00	BGH	Ceredigion	Overnight	GP	0.00	131	
21/05/2023	Sunday	23:59	07:58	8.00	8.00	Withybush	Pembrokeshire	Overnight	Clinician	0.00	144	
22/05/2023	Monday	19:00	22:59	03:59:00	4.00	Llandysul	Ceredigion	Evening	GP	0.00	160	
22/05/2023	Monday	19:00	23:59	04:59:00	5.00	Withybush	Pembrokeshire	Evening	GP	0.00	168	
22/05/2023	Monday	19:30	23:29	03:59:00	4.00	PPH	Carmarthenshire	Evening	GP	0.00	166	
22/05/2023	Monday	23:59	07:58	8.00	8.00	Withybush	Pembrokeshire	Overnight	GP	0.00	169	
23/05/2023	Tuesday	19:00	22:59	03:59:00	4.00	Llandysul	Ceredigion	Evening	GP	0.00	172	
24/05/2023	Wednesday	18:30	22:29	03:59:00	4.00	PPH	Carmarthenshire	Evening	GP	0.00	189	
25/05/2023	Thursday	19:00	22:59	03:59:00	4.00	Llandysul	Ceredigion	Evening	GP	0.00	196	

25/05/2023	Thursday	19:30	23:29	03:59:00	4.00	PPH	Carmarthenshire	Evening	GP	0.00	202	
25/05/2023	Thursday	23:30	07:59	8.50	8.50	GGH	Carmarthenshire	Overnight	GP	0.00	200	
25/05/2023	Thursday	23:59	07:58	8.00	8.00	Withybush	Pembrokeshire	Overnight	GP	0.00	205	
27/05/2023	Saturday	08:00	14:59	06:59:00	7.00	BGH	Ceredigion	Short Shift	GP	0.00	234	
27/05/2023	Saturday	18:00	22:29	04:29:00	4.50	PPH	Carmarthenshire	Evening	GP	0.00	219	
27/05/2023	Saturday	23:00	07:59	9.00	9.00	Llandysul	Ceredigion	Overnight	GP	0.00	2660	
28/05/2023	Sunday	08:00	14:59	06:59:00	7.00	BGH	Ceredigion	Short Shift	GP	0.00	270	
28/05/2023	Sunday	10:00	13:59	03:59:00	4.00	PPH	Carmarthenshire	Morning	GP	0.00	259	
28/05/2023	Sunday	12:00	17:59	05:59:00	6.00	GGH	Carmarthenshire	Afternoon	GP	0.00	261	
28/05/2023	Sunday	18:00	22:29	04:29:00	4.50	PPH	Carmarthenshire	Evening	GP	0.00	255	
28/05/2023	Sunday	19:00	22:59	03:59:00	4.00	Llandysul	Ceredigion	Evening	Clinician	0.00	271	
28/05/2023	Sunday	19:00	23:59	04:59:00	5.00	Withybush	Pembrokeshire	Evening	Clinician	0.00	287	
28/05/2023	Sunday	23:00	07:59	9.00	9.00	Llandysul	Ceredigion	Overnight	GP	1,170.00	2661	
29/05/2023	Monday	09:00	18:59	09:59:00	10.00	BGH	Ceredigion	Long Shift	GP	1,100.00	2079	
29/05/2023	Monday	10:00	16:59	06:59:00	7.00	PPH	Carmarthenshire	Morning	GP	770.00	2089	
29/05/2023	Monday	18:30	22:29	03:59:00	4.00	PPH	Carmarthenshire	Evening	GP	0.00	310	
29/05/2023	Monday	19:00	22:59	03:59:00	4.00	Withybush	Pembrokeshire	Evening	GP	0.00	2639	
29/05/2023	Monday	19:30	23:29	03:59:00	4.00	PPH	Carmarthenshire	Evening	GP	440.00	2087	
29/05/2023	Monday	23:00	07:59	9.00	9.00	Llandysul	Ceredigion	Overnight	GP	0.00	2662	
29/05/2023	Monday	23:30	07:59	8.50	8.50	GGH	Carmarthenshire	Overnight	GP	935.00	306	
30/05/2023	Tuesday	18:30	22:29	03:59:00	4.00	PPH	Carmarthenshire	Evening	GP	0.00	322	
30/05/2023	Tuesday	19:00	23:59	04:59:00	5.00	Withybush	Pembrokeshire	Evening	GP	0.00	325	
30/05/2023	Tuesday	19:30	23:29	03:59:00	4.00	PPH	Carmarthenshire	Evening	GP	0.00	323	
30/05/2023	Tuesday	23:30	07:59	8.50	8.50	GGH	Carmarthenshire	Overnight	GP	0.00	318	
31/05/2023	Wednesday	18:30	22:59	04:29:00	4.50	BGH	Ceredigion	Evening	GP	0.00	327	
31/05/2023	Wednesday	19:00	23:59	04:59:00	5.00	Withybush	Pembrokeshire	Evening	GP	0.00	336	
31/05/2023	Wednesday	19:30	23:29	03:59:00	4.00	PPH	Carmarthenshire	Evening	GP	0.00	335	
31/05/2023	Wednesday	23:00	07:59	9.00	9.00	BGH	Ceredigion	Overnight	GP	0.00	328	
31/05/2023	Wednesday	23:30	07:59	8.50	8.50	GGH	Carmarthenshire	Overnight	GP	0.00	333	
01/06/2023	Thursday	18:30	23:59	05:29:00	5.50	Withybush	Pembrokeshire	Evening	GP	0.00	348	
01/06/2023	Thursday	19:00	22:59	03:59:00	4.00	Llandysul	Ceredigion	Evening	GP	0.00	341	
01/06/2023	Thursday	19:30	23:29	03:59:00	4.00	PPH	Carmarthenshire	Evening	GP	0.00	347	
01/06/2023	Thursday	23:30	07:59	8.50	8.50	GGH	Carmarthenshire	Overnight	GP	0.00	345	
02/06/2023	Friday	18:30	22:59	04:29:00	4.50	BGH	Ceredigion	Evening	GP	0.00	351	
02/06/2023	Friday	23:00	07:59	9.00	9.00	BGH	Ceredigion	Overnight	GP	0.00	352	
02/06/2023	Friday	23:30	07:59	8.50	8.50	GGH	Carmarthenshire	Overnight	GP	0.00	357	
03/06/2023	Saturday	08:00	11:59	03:59:00	4.00	GGH	Carmarthenshire	Morning	GP	0.00	363	
03/06/2023	Saturday	09:00	18:59	09:59:00	10.00	BGH	Ceredigion	Long Shift	GP	0.00	382	
03/06/2023	Saturday	09:00	12:59	03:59:00	4.00	Withybush	Pembrokeshire	Morning	Clinician	0.00	1660	
03/06/2023	Saturday	12:00	17:59	05:59:00	6.00	GGH	Carmarthenshire	Afternoon	GP	0.00	370	
03/06/2023	Saturday	18:00	22:29	04:29:00	4.50	PPH	Carmarthenshire	Evening	GP	0.00	364	
03/06/2023	Saturday	19:00	22:59	03:59:00	4.00	Llandysul	Ceredigion	Evening	Clinician	0.00	380	
03/06/2023	Saturday	23:00	07:59	9.00	9.00	GGH	Carmarthenshire	Overnight	GP	0.00	377	
04/06/2023	Sunday	09:00	18:59	09:59:00	10.00	BGH	Ceredigion	Long Shift	GP	0.00	418	
04/06/2023	Sunday	10:00	13:59	03:59:00	4.00	PPH	Carmarthenshire	Morning	GP	0.00	404	
04/06/2023	Sunday	11:00	14:59	03:59:00	4.00	Withybush	Pembrokeshire	Morning	Clinician	0.00	425	
04/06/2023	Sunday	18:00	22:29	04:29:00	4.50	GGH	Carmarthenshire	Evening	GP	0.00	410	
04/06/2023	Sunday	19:00	22:59	03:59:00	4.00	Llandysul	Ceredigion	Evening	Clinician	0.00	416	
04/06/2023	Sunday	19:00	22:59	03:59:00	4.00	BGH	Ceredigion	Evening	GP	0.00	420	
04/06/2023	Sunday	19:00	23:59	04:59:00	5.00	Withybush	Pembrokeshire	Evening	Clinician	0.00	431	
04/06/2023	Sunday	23:00	07:59	9.00	9.00	BGH	Ceredigion	Overnight	GP	0.00	421	
05/06/2023	Monday	19:00	22:59	03:59:00	4.00	Llandysul	Ceredigion	Evening	GP	0.00	450	
06/06/2023	Tuesday	19:30	23:29	5.00	5.00	PPH	Carmarthenshire	Evening	GP	0.00	468	
07/06/2023	Wednesday	18:30	22:29	03:59:00	4.00	PPH	Carmarthenshire	Evening	GP	0.00	479	

08/06/2023	Thursday	19:00	22:59	03:59:00	4.00	Llandysul	Ceredigion	Evening	GP	0.00	486	
09/06/2023	Friday	23:30	07:59	8.50	8.50	GGH	Carmarthenshire	Overnight	GP	0.00	502	
10/06/2023	Saturday	12:00	17:59	05:59:00	6.00	GGH	Carmarthenshire	Afternoon	GP	0.00	515	
10/06/2023	Saturday	18:00	22:29	04:29:00	4.50	PPH	Carmarthenshire	Evening	GP	0.00	509	
10/06/2023	Saturday	18:00	22:29	04:29:00	4.50	GGH	Carmarthenshire	Evening	GP	0.00	519	
10/06/2023	Saturday	19:00	23:59	04:59:00	5.00	Withybush	Pembrokeshire	Evening	Clinician	0.00	540	
11/06/2023	Sunday	10:00	13:59	03:59:00	4.00	PPH	Carmarthenshire	Morning	GP	0.00	549	
12/06/2023	Monday	19:00	22:59	03:59:00	4.00	Llandysul	Ceredigion	Evening	GP	0.00	3	
12/06/2023	Monday	19:00	23:59	04:59:00	5.00	Withybush	Pembrokeshire	Evening	GP	0.00	11	
12/06/2023	Monday	19:30	23:29	03:59:00	4.00	PPH	Carmarthenshire	Evening	GP	0.00	9	
12/06/2023	Monday	23:30	07:59	8.50	8.50	GGH	Carmarthenshire	Overnight	GP	0.00	4	
12/06/2023	Monday	23:59	07:58	8.00	8.00	Withybush	Pembrokeshire	Overnight	GP	0.00	12	
15/06/2023	Thursday	18:30	22:29	03:59:00	4.00	PPH	Carmarthenshire	Evening	GP	0.00	44	
15/06/2023	Thursday	19:30	23:29	03:59:00	4.00	PPH	Carmarthenshire	Evening	GP	0.00	45	
15/06/2023	Thursday	23:30	07:59	8.50	8.50	GGH	Carmarthenshire	Overnight	GP	0.00	43	
16/06/2023	Friday	23:30	07:59	8.50	8.50	GGH	Carmarthenshire	Overnight	GP	0.00	55	
17/06/2023	Saturday	08:00	11:59	03:59:00	4.00	PPH	Carmarthenshire	Morning	GP	0.00	76	
17/06/2023	Saturday	09:00	12:59	03:59:00	4.00	Withybush	Pembrokeshire	Morning	Clinician	0.00	1656	
17/06/2023	Saturday	11:00	12:59	01:59:00	2.00	Withybush	Pembrokeshire	Morning	Clinician	0.00	99	
17/06/2023	Saturday	12:00	17:59	05:59:00	6.00	PPH	Carmarthenshire	Afternoon	GP	0.00	81	
17/06/2023	Saturday	13:00	18:59	05:59:00	6.00	Withybush	Pembrokeshire	Afternoon	Clinician	0.00	102	
17/06/2023	Saturday	18:00	22:29	04:29:00	4.50	PPH	Carmarthenshire	Evening	GP	0.00	74	
17/06/2023	Saturday	19:00	22:59	03:59:00	4.00	GGH	Carmarthenshire	Evening	GP	460.00	85	
17/06/2023	Saturday	19:00	22:59	03:59:00	4.00	BGH	Ceredigion	Evening	GP	0.00	94	
17/06/2023	Saturday	23:00	07:59	9.00	9.00	BGH	Ceredigion	Overnight	GP	0.00	95	
17/06/2023	Saturday	23:00	07:59	9.00	9.00	GGH	Carmarthenshire	Overnight	GP	1,035.00	88	
18/06/2023	Sunday	08:00	11:59	03:59:00	4.00	PPH	Carmarthenshire	Morning	GP	0.00	112	
18/06/2023	Sunday	09:00	18:59	09:59:00	10.00	Llandysul	Ceredigion	Long Shift	Clinician	0.00	129	
18/06/2023	Sunday	09:00	13:59	04:59:00	5.00	Withybush	Pembrokeshire	Morning	Clinician	0.00	134	
18/06/2023	Sunday	11:00	12:59	01:59:00	2.00	Withybush	Pembrokeshire	Morning	Clinician	0.00	135	
18/06/2023	Sunday	12:00	17:59	05:59:00	6.00	PPH	Carmarthenshire	Afternoon	GP	0.00	117	
18/06/2023	Sunday	12:00	17:59	05:59:00	6.00	GGH	Carmarthenshire	Afternoon	GP	0.00	116	
18/06/2023	Sunday	18:00	22:29	04:29:00	4.50	GGH	Carmarthenshire	Evening	GP	0.00	120	
18/06/2023	Sunday	19:00	23:59	04:59:00	5.00	Withybush	Pembrokeshire	Evening	Clinician	0.00	141	
18/06/2023	Sunday	19:00	22:59	03:59:00	4.00	Llandysul	Ceredigion	Evening	Clinician	0.00	126	
18/06/2023	Sunday	23:00	07:59	9.00	9.00	BGH	Ceredigion	Overnight	GP	0.00	131	
19/06/2023	Monday	19:30	23:29	03:59:00	4.00	PPH	Carmarthenshire	Evening	GP	0.00	166	
22/06/2023	Thursday	18:30	22:29	03:59:00	4.00	PPH	Carmarthenshire	Evening	GP	0.00	201	
23/06/2023	Friday	19:30	23:29	03:59:00	4.00	PPH	Carmarthenshire	Evening	GP	0.00	214	
23/06/2023	Friday	23:30	07:59	8.50	8.50	GGH	Carmarthenshire	Overnight	GP	0.00	209	
24/06/2023	Saturday	08:00	12:59	04:59:00	5.00	Withybush	Pembrokeshire	Morning	Clinician	0.00	241	
24/06/2023	Saturday	08:00	12:59	04:59:00	5.00	Withybush	Pembrokeshire	Morning	Clinician	0.00	242	
24/06/2023	Saturday	09:00	13:59	04:59:00	5.00	Withybush	Pembrokeshire	Morning	Clinician	0.00	243	
24/06/2023	Saturday	13:00	18:59	05:59:00	6.00	Withybush	Pembrokeshire	Afternoon	Clinician	0.00	248	
24/06/2023	Saturday	13:00	18:59	05:59:00	6.00	PPH	Carmarthenshire	Afternoon	GP	0.00	227	
24/06/2023	Saturday	19:00	22:59	03:59:00	4.00	PPH	Carmarthenshire	Evening	GP	0.00	231	
24/06/2023	Saturday	19:00	22:59	03:59:00	4.00	GGH	Carmarthenshire	Evening	GP	460.00	230	
24/06/2023	Saturday	19:00	23:59	04:59:00	5.00	Withybush	Pembrokeshire	Evening	Clinician	575.00	251	
24/06/2023	Saturday	23:00	07:59	9.00	9.00	GGH	Carmarthenshire	Overnight	GP	0.00	232	
25/06/2023	Sunday	08:00	11:59	03:59:00	4.00	PPH	Carmarthenshire	Morning	GP	0.00	258	
25/06/2023	Sunday	08:00	12:59	04:59:00	5.00	Withybush	Pembrokeshire	Morning	Clinician	0.00	278	
25/06/2023	Sunday	09:00	12:59	03:59:00	4.00	PPH	Carmarthenshire	Morning	GP	0.00	2750	
25/06/2023	Sunday	10:00	13:59	03:59:00	4.00	PPH	Carmarthenshire	Morning	GP	0.00	259	
25/06/2023	Sunday	10:00	13:59	03:59:00	4.00	GGH	Carmarthenshire	Morning	GP	0.00	260	



25/06/2023	Sunday	11:00	14:59	03:59:00	4.00	Withybush	Pembrokeshire	Morning	Clinician	0.00	280	
25/06/2023	Sunday	13:00	16:59	03:59:00	4.00	Withybush	Pembrokeshire	Afternoon	Clinician	0.00	282	
25/06/2023	Sunday	18:00	22:29	04:29:00	4.50	GGH	Carmarthenshire	Evening	GP	0.00	265	
25/06/2023	Sunday	19:00	23:59	04:59:00	5.00	Withybush	Pembrokeshire	Evening	Clinician	0.00	287	
25/06/2023	Sunday	19:00	23:59	04:59:00	5.00	Withybush	Pembrokeshire	Evening	Clinician	0.00	286	
25/06/2023	Sunday	23:00	07:59	9.00	9.00	BGH	Ceredigion	Overnight	GP	0.00	276	
25/06/2023	Sunday	23:59	07:58	8.00	8.00	Withybush	Pembrokeshire	Overnight	Clinician	0.00	288	
26/06/2023	Monday	19:00	23:59	04:59:00	5.00	Withybush	Pembrokeshire	Evening	GP	0.00	313	
26/06/2023	Monday	19:30	23:29	03:59:00	4.00	PPH	Carmarthenshire	Evening	GP	0.00	311	
27/06/2023	Tuesday	19:00	23:59	04:59:00	5.00	Withybush	Pembrokeshire	Evening	GP	0.00	325	
27/06/2023	Tuesday	19:30	23:29	03:59:00	4.00	PPH	Carmarthenshire	Evening	GP	0.00	323	
28/06/2023	Wednesday	18:30	22:29	03:59:00	4.00	PPH	Carmarthenshire	Evening	GP	0.00	334	
28/06/2023	Wednesday	19:00	23:59	04:59:00	5.00	Withybush	Pembrokeshire	Evening	GP	0.00	336	
29/06/2023	Thursday	18:30	22:29	03:59:00	4.00	PPH	Carmarthenshire	Evening	GP	0.00	346	
01/07/2023	Saturday	08:00	14:59	06:59:00	7.00	BGH	Ceredigion	Short Shift	GP	0.00	379	
01/07/2023	Saturday	08:00	11:59	03:59:00	4.00	PPH	Carmarthenshire	Morning	GP	0.00	366	
01/07/2023	Saturday	09:00	13:59	04:59:00	5.00	Withybush	Pembrokeshire	Morning	Clinician	0.00	388	
01/07/2023	Saturday	13:00	18:59	05:59:00	6.00	GGH	Carmarthenshire	Afternoon	GP	0.00	373	
01/07/2023	Saturday	18:00	22:29	04:29:00	4.50	GGH	Carmarthenshire	Evening	GP	0.00	374	
01/07/2023	Saturday	19:00	23:59	04:59:00	5.00	Withybush	Pembrokeshire	Evening	Clinician	0.00	395	
02/07/2023	Sunday	08:00	12:59	04:59:00	5.00	Withybush	Pembrokeshire	Morning	Clinician	0.00	423	
02/07/2023	Sunday	09:00	12:59	03:59:00	4.00	PPH	Carmarthenshire	Morning	GP	0.00	403	
02/07/2023	Sunday	10:00	13:59	03:59:00	4.00	PPH	Carmarthenshire	Morning	GP	0.00	404	
02/07/2023	Sunday	12:00	17:59	05:59:00	6.00	GGH	Carmarthenshire	Afternoon	GP	0.00	406	
02/07/2023	Sunday	13:00	18:59	05:59:00	6.00	GGH	Carmarthenshire	Afternoon	GP	0.00	409	
02/07/2023	Sunday	19:00	22:59	03:59:00	4.00	GGH	Carmarthenshire	Evening	GP	0.00	411	
02/07/2023	Sunday	19:00	22:59	03:59:00	4.00	BGH	Ceredigion	Evening	GP	0.00	420	
02/07/2023	Sunday	23:00	07:59	9.00	9.00	BGH	Ceredigion	Overnight	GP	0.00	421	
03/07/2023	Monday	23:59	07:59	8.00	8.00	Withybush	Pembrokeshire	Overnight	GP	0.00	459	
04/07/2023	Tuesday	18:30	22:29	03:59:00	4.00	PPH	Carmarthenshire	Evening	GP	0.00	467	
04/07/2023	Tuesday	19:00	22:59	03:59:00	4.00	Llandysul	Ceredigion	Evening	GP	0.00	462	
05/07/2023	Wednesday	18:30	22:29	03:59:00	4.00	PPH	Carmarthenshire	Evening	GP	0.00	479	
05/07/2023	Wednesday	19:30	23:29	03:59:00	4.00	PPH	Carmarthenshire	Evening	GP	0.00	480	
06/07/2023	Thursday	18:30	22:29	03:59:00	4.00	GGH	Carmarthenshire	Evening	GP	0.00	488	
06/07/2023	Thursday	18:30	22:29	03:59:00	4.00	PPH	Carmarthenshire	Evening	GP	0.00	491	
06/07/2023	Thursday	19:30	23:29	03:59:00	4.00	PPH	Carmarthenshire	Evening	GP	0.00	492	
06/07/2023	Thursday	23:00	07:59	9.00	9.00	BGH	Ceredigion	Overnight	GP	0.00	485	
06/07/2023	Thursday	23:30	07:59	8.50	8.50	GGH	Carmarthenshire	Overnight	GP	0.00	487	
06/07/2023	Thursday	23:59	07:59	8.00	8.00	Withybush	Pembrokeshire	Overnight	GP	0.00	495	
07/07/2023	Friday	18:30	22:59	04:29:00	4.50	BGH	Ceredigion	Evening	GP	0.00	496	
07/07/2023	Friday	19:00	22:59	03:59:00	4.00	Llandysul	Ceredigion	Evening	GP	0.00	498	
07/07/2023	Friday	23:00	07:59	9.00	9.00	BGH	Ceredigion	Overnight	GP	0.00	497	
08/07/2023	Saturday	08:00	14:59	06:59:00	7.00	BGH	Ceredigion	Short Shift	GP	0.00	524	
08/07/2023	Saturday	09:00	12:59	03:59:00	4.00	Withybush	Pembrokeshire	Morning	Clinician	0.00	531	
08/07/2023	Saturday	12:00	17:59	05:59:00	6.00	GGH	Carmarthenshire	Afternoon	GP	0.00	515	
08/07/2023	Saturday	13:00	18:59	05:59:00	6.00	PPH	Carmarthenshire	Afternoon	GP	0.00	517	
08/07/2023	Saturday	13:00	18:59	05:59:00	6.00	Withybush	Pembrokeshire	Afternoon	Clinician	0.00	537	
08/07/2023	Saturday	17:00	21:59	04:59:00	5.00	Withybush	Pembrokeshire	Evening	Clinician	0.00	539	
08/07/2023	Saturday	18:00	22:29	04:29:00	4.50	PPH	Carmarthenshire	Evening	GP	0.00	509	
08/07/2023	Saturday	19:00	22:59	03:59:00	4.00	BGH	Ceredigion	Evening	GP	0.00	529	
08/07/2023	Saturday	19:00	22:59	03:59:00	4.00	Llandysul	Ceredigion	Evening	Clinician	0.00	525	
08/07/2023	Saturday	19:00	22:59	03:59:00	4.00	PPH	Carmarthenshire	Evening	GP	0.00	521	
08/07/2023	Saturday	19:00	23:59	04:59:00	5.00	Withybush	Pembrokeshire	Evening	Clinician	0.00	540	
08/07/2023	Saturday	23:00	07:59	9.00	9.00	BGH	Ceredigion	Overnight	GP	0.00	530	



09/07/2023	Sunday	09:00	12:59	03:59:00	4.00	PPH	Carmarthenshire	Morning	GP	0.00	548	
09/07/2023	Sunday	09:00	18:59	09:59:00	10.00	Llandysul	Ceredigion	Long Shift	Clinician	0.00	564	
09/07/2023	Sunday	09:00	12:59	03:59:00	4.00	Withybush	Pembrokeshire	Morning	Clinician	0.00	1663	
09/07/2023	Sunday	10:00	13:59	03:59:00	4.00	PPH	Carmarthenshire	Morning	GP	0.00	549	
09/07/2023	Sunday	13:00	18:59	05:59:00	6.00	GGH	Carmarthenshire	Afternoon	GP	0.00	554	
09/07/2023	Sunday	13:00	19:59	06:59:00	7.00	Withybush	Pembrokeshire	Afternoon	Clinician	0.00	574	
09/07/2023	Sunday	17:00	23:59	06:59:00	7.00	Withybush	Pembrokeshire	Evening	Clinician	0.00	575	
09/07/2023	Sunday	19:00	22:59	00:00:00	4.00	PPH	Carmarthenshire	Evening	GP	0.00	557	
09/07/2023	Sunday	23:00	07:59	9.00	9.00	GGH	Carmarthenshire	Overnight	GP	0.00	559	
09/07/2023	Sunday	23:00	07:59	9.00	9.00	BGH	Ceredigion	Overnight	GP	0.00	566	
10/07/2023	Monday	19:00	22:59	03:59:00	4.00	Llandysul	Ceredigion	Evening	GP	0.00	3	
10/07/2023	Monday	19:00	23:59	04:59:00	5.00	Withybush	Pembrokeshire	Evening	GP	0.00	11	
10/07/2023	Monday	19:30	23:29	03:59:00	4.00	PPH	Carmarthenshire	Evening	GP	0.00	9	
10/07/2023	Monday	23:30	07:59	8.50	8.50	GGH	Carmarthenshire	Overnight	GP	0.00	4	
10/07/2023	Monday	23:59	07:58	8.00	8.00	Withybush	Pembrokeshire	Overnight	GP	0.00	12	
11/07/2023	Tuesday	23:30	07:59	8.50	8.50	GGH	Carmarthenshire	Overnight	GP	0.00	19	
12/07/2023	Wednesday	23:30	07:59	8.50	8.50	GGH	Carmarthenshire	Overnight	GP	0.00	31	
12/07/2023	Wednesday	23:59	07:59	8.00	8.00	Withybush	Pembrokeshire	Overnight	GP	0.00	36	
13/07/2023	Thursday	18:30	22:29	03:59:00	4.00	PPH	Carmarthenshire	Evening	GP	0.00	44	
13/07/2023	Thursday	19:00	22:59	03:59:00	4.00	Llandysul	Ceredigion	Evening	GP	0.00	39	
13/07/2023	Thursday	19:30	23:29	03:59:00	4.00	PPH	Carmarthenshire	Evening	GP	0.00	45	
14/07/2023	Friday	18:30	23:59	05:29:00	5.50	Withybush	Pembrokeshire	Evening	GP	0.00	58	
14/07/2023	Friday	19:00	23:59	04:59:00	5.00	Withybush	Pembrokeshire	Evening	GP	0.00	59	
14/07/2023	Friday	19:30	23:29	03:59:00	4.00	PPH	Carmarthenshire	Evening	GP	0.00	57	
14/07/2023	Friday	23:59	07:58	8.00	8.00	Withybush	Pembrokeshire	Overnight	GP	0.00	60	
15/07/2023	Saturday	08:00	12:59	04:59:00	5.00	Withybush	Pembrokeshire	Morning	Clinician	0.00	97	
15/07/2023	Saturday	09:00	13:59	04:59:00	5.00	Withybush	Pembrokeshire	Morning	Clinician	0.00	98	
15/07/2023	Saturday	13:00	16:59	03:59:00	4.00	Withybush	Pembrokeshire	Afternoon	Clinician	0.00	100	
15/07/2023	Saturday	13:00	18:59	05:59:00	6.00	GGH	Carmarthenshire	Afternoon	GP	0.00	83	
15/07/2023	Saturday	18:00	22:29	04:29:00	4.50	PPH	Carmarthenshire	Evening	GP	0.00	74	
15/07/2023	Saturday	19:00	22:59	03:59:00	4.00	PPH	Carmarthenshire	Evening	GP	0.00	86	
15/07/2023	Saturday	19:00	23:59	04:59:00	5.00	Withybush	Pembrokeshire	Evening	Clinician	0.00	106	
15/07/2023	Saturday	23:00	07:59	9.00	9.00	GGH	Carmarthenshire	Overnight	GP	0.00	88	
16/07/2023	Sunday	08:00	12:59	04:59:00	6.00	Withybush	Pembrokeshire	Morning	Clinician	0.00	132	
16/07/2023	Sunday	09:00	12:59	03:59:00	4.00	Withybush	Pembrokeshire	Morning	Clinician	0.00	1657	
16/07/2023	Sunday	09:30	11:59	02:29:00	3.00	GGH	Carmarthenshire	Morning	GP	0.00	109	
16/07/2023	Sunday	10:00	13:59	03:59:00	4.00	PPH	Carmarthenshire	Morning	GP	0.00	114	
16/07/2023	Sunday	13:00	18:59	05:59:00	6.00	GGH	Carmarthenshire	Afternoon	GP	0.00	119	
16/07/2023	Sunday	18:00	22:29	04:29:00	4.50	PPH	Carmarthenshire	Evening	GP	0.00	110	
16/07/2023	Sunday	19:00	22:59	03:59:00	4.00	GGH	Carmarthenshire	Evening	GP	0.00	121	
16/07/2023	Sunday	19:00	22:59	03:59:00	4.00	Llandysul	Ceredigion	Evening	Clinician	0.00	126	
16/07/2023	Sunday	19:00	23:59	04:59:00	5.00	Withybush	Pembrokeshire	Evening	Clinician	0.00	141	
16/07/2023	Sunday	23:00	07:59	9.00	9.00	GGH	Carmarthenshire	Overnight	GP	0.00	124	
17/07/2023	Monday	18:30	22:29	03:59:00	4.00	GGH	Carmarthenshire	Evening	Clinician	0.00	165	
17/07/2023	Monday	19:30	23:29	03:59:00	4.00	PPH	Carmarthenshire	Evening	GP	0.00	166	
18/07/2023	Tuesday	19:30	23:29	03:59:00	4.00	GGH	Carmarthenshire	Evening	GP	0.00	175	
18/07/2023	Tuesday	19:30	23:29	03:59:00	4.00	PPH	Carmarthenshire	Evening	GP	0.00	178	
20/07/2023	Thursday	18:30	22:29	03:59:00	4.00	PPH	Carmarthenshire	Evening	GP	0.00	201	
20/07/2023	Thursday	23:30	07:59	8.50	8.50	GGH	Carmarthenshire	Overnight	GP	0.00	200	
21/07/2023	Friday	18:30	22:29	03:59:00	4.00	PPH	Carmarthenshire	Evening	GP	0.00	213	
21/07/2023	Friday	19:00	22:59	03:59:00	4.00	Llandysul	Ceredigion	Evening	GP	0.00	208	
21/07/2023	Friday	23:30	07:59	8.50	8.50	GGH	Carmarthenshire	Overnight	GP	0.00	209	
22/07/2023	Saturday	09:00	12:59	03:59:00	4.00	Withybush	Pembrokeshire	Morning	Clinician	0.00	1658	
22/07/2023	Saturday	10:00	16:59	06:59:00	7.00	GGH	Carmarthenshire	Morning	GP	0.00	224	

22/07/2023	Saturday	11:00	14:59	03:59:00	4.00	Withybush	Pembrokeshire	Morning	Clinician	0.00	244	
22/07/2023	Saturday	13:00	18:59	05:59:00	6.00	Withybush	Pembrokeshire	Afternoon	Clinician	0.00	247	
22/07/2023	Saturday	13:00	18:59	05:59:00	6.00	Withybush	Pembrokeshire	Afternoon	Clinician	0.00	248	
22/07/2023	Saturday	13:00	18:59	05:59:00	6.00	GGH	Carmarthenshire	Afternoon	GP	0.00	228	
22/07/2023	Saturday	18:00	22:29	04:29:00	4.50	PPH	Carmarthenshire	Evening	GP	0.00	219	
22/07/2023	Saturday	19:00	23:59	04:59:00	5.00	Withybush	Pembrokeshire	Evening	Clinician	0.00	250	
22/07/2023	Saturday	23:00	07:59	9.00	9.00	GGH	Carmarthenshire	Overnight	GP	0.00	233	
23/07/2023	Sunday	08:00	12:59	04:59:00	5.00	Withybush	Pembrokeshire	Morning	Clinician	0.00	278	
23/07/2023	Sunday	08:00	14:59	06:59:00	7.00	Llandysul	Ceredigion	Short Shift	Clinician	0.00	272	
23/07/2023	Sunday	10:00	13:59	03:59:00	4.00	PPH	Carmarthenshire	Morning	GP	0.00	259	
23/07/2023	Sunday	11:00	14:59	03:59:00	4.00	Withybush	Pembrokeshire	Morning	Clinician	0.00	280	
23/07/2023	Sunday	13:00	16:59	03:59:00	4.00	Withybush	Pembrokeshire	Afternoon	Clinician	0.00	281	
23/07/2023	Sunday	13:00	18:59	05:59:00	6.00	Withybush	Pembrokeshire	Afternoon	Clinician	0.00	284	
23/07/2023	Sunday	13:00	18:59	05:59:00	6.00	GGH	Carmarthenshire	Afternoon	GP	0.00	264	
23/07/2023	Sunday	13:00	18:59	05:59:00	6.00	Withybush	Pembrokeshire	Afternoon	Clinician	0.00	283	
23/07/2023	Sunday	19:00	22:59	03:59:00	4.00	GGH	Carmarthenshire	Evening	GP	0.00	266	
23/07/2023	Sunday	19:00	07:59	13.00	13.00	Llandysul	Ceredigion	Overnight	Clinician	1,495.00	271	
24/07/2023	Monday	18:30	22:29	03:59:00	4.00	PPH	Carmarthenshire	Evening	Salaried GP	0.00	310	
24/07/2023	Monday	19:30	23:29	03:59:00	4.00	PPH	Carmarthenshire	Evening	GP	0.00	311	
24/07/2023	Monday	23:30	07:59	8.50	8.50	GGH	Carmarthenshire	Overnight	GP	0.00	306	
25/07/2023	Tuesday	18:30	22:29	03:59:00	4.00	PPH	Carmarthenshire	Evening	GP	0.00	322	
26/07/2023	Wednesday	19:30	23:29	03:59:00	4.00	PPH	Carmarthenshire	Evening	GP	0.00	335	
27/07/2023	Thursday	18:30	22:29	03:59:00	4.00	PPH	Carmarthenshire	Evening	GP	0.00	346	
27/07/2023	Thursday	19:00	22:59	03:59:00	4.00	Llandysul	Ceredigion	Evening	GP	0.00	341	
27/07/2023	Thursday	19:30	23:29	03:59:00	4.00	PPH	Carmarthenshire	Evening	GP	0.00	347	
27/07/2023	Thursday	23:00	07:59	9.00	9.00	BGH	Ceredigion	Overnight	GP	0.00	340	
27/07/2023	Thursday	23:30	07:59	8.50	8.50	GGH	Carmarthenshire	Overnight	GP	0.00	342	
28/07/2023	Friday	19:30	23:29	03:59:00	4.00	PPH	Carmarthenshire	Evening	GP	0.00	359	
29/07/2023	Saturday	09:00	13:59	04:59:00	5.00	Withybush	Pembrokeshire	Morning	Clinician	0.00	388	
29/07/2023	Saturday	12:00	17:59	05:59:00	6.00	GGH	Carmarthenshire	Afternoon	GP	0.00	370	
29/07/2023	Saturday	13:00	18:59	05:59:00	6.00	GGH	Carmarthenshire	Afternoon	GP	0.00	373	
29/07/2023	Saturday	18:00	22:29	04:29:00	4.50	GGH	Carmarthenshire	Evening	GP	0.00	374	
29/07/2023	Saturday	18:00	22:29	04:29:00	4.50	PPH	Carmarthenshire	Evening	GP	0.00	364	
30/07/2023	Sunday	09:00	13:59	04:59:00	5.00	Withybush	Pembrokeshire	Morning	Clinician	0.00	424	
30/07/2023	Sunday	10:00	18:59	08:59:00	9.00	Llandysul	Ceredigion	Long Shift	GP	0.00	419	
30/07/2023	Sunday	11:00	14:59	03:59:00	4.00	Withybush	Pembrokeshire	Morning	Clinician	0.00	425	
30/07/2023	Sunday	12:00	17:59	05:59:00	6.00	GGH	Carmarthenshire	Afternoon	GP	0.00	406	
30/07/2023	Sunday	13:00	18:59	05:59:00	6.00	Withybush	Pembrokeshire	Afternoon	Clinician	0.00	429	
30/07/2023	Sunday	18:00	22:29	04:29:00	4.50	PPH	Carmarthenshire	Evening	GP	0.00	400	
30/07/2023	Sunday	19:00	22:59	03:59:00	4.00	Llandysul	Ceredigion	Evening	GP	0.00	416	
30/07/2023	Sunday	19:00	22:59	03:59:00	4.00	PPH	Carmarthenshire	Evening	GP	0.00	412	
30/07/2023	Sunday	19:00	23:59	04:59:00	5.00	Withybush	Pembrokeshire	Evening	Clinician	0.00	431	
30/07/2023	Sunday	23:00	07:59	9.00	9.00	GGH	Carmarthenshire	Overnight	GP	0.00	414	
30/07/2023	Sunday	23:00	07:59	9.00	9.00	BGH	Ceredigion	Overnight	GP	0.00	421	
31/07/2023	Monday	23:30	07:59	8.50	8.50	GGH	Carmarthenshire	Overnight	GP	0.00	451	
31/07/2023	Monday	23:30	07:59	8.50	8.50	GGH	Carmarthenshire	Overnight	GP	0.00	454	
31/07/2023	Monday	23:59	07:58	8.00	8.00	Withybush	Pembrokeshire	Overnight	GP	0.00	459	
01/08/2023	Tuesday	18:30	23:59	05:29:00	5.50	Withybush	Pembrokeshire	Evening	GP	0.00	469	
01/08/2023	Tuesday	19:00	22:59	03:59:00	4.00	Llandysul	Ceredigion	Evening	GP	0.00	462	
01/08/2023	Tuesday	19:30	23:29	03:59:00	4.00	PPH	Carmarthenshire	Evening	GP	0.00	468	
01/08/2023	Tuesday	23:30	07:59	8.50	8.50	GGH	Carmarthenshire	Overnight	GP	0.00	466	
02/08/2023	Wednesday	18:30	23:59	05:29:00	5.50	Withybush	Pembrokeshire	Evening	GP	0.00	481	
03/08/2023	Thursday	18:30	22:59	04:29:00	4.50	BGH	Ceredigion	Evening	GP	0.00	484	
03/08/2023	Thursday	18:30	22:29	03:59:00	4.00	PPH	Carmarthenshire	Evening	GP	0.00	491	

03/08/2023	Thursday	19:30	23:29	03:59:00	4.00	PPH	Carmarthenshire	Evening	GP	0.00	492	
03/08/2023	Thursday	23:30	07:59	8.50	8.50	GGH	Carmarthenshire	Overnight	GP	0.00	490	
03/08/2023	Thursday	23:30	07:59	8.50	8.50	GGH	Carmarthenshire	Overnight	GP	0.00	487	
03/08/2023	Thursday	23:59	07:59	8.00	8.00	Withybush	Pembrokeshire	Overnight	GP	0.00	495	
04/08/2023	Friday	23:59	07:59	8.00	8.00	Withybush	Pembrokeshire	Overnight	GP	0.00	507	
05/08/2023	Saturday	12:00	14:59	02:59:00	3.00	Llandysul	Ceredigion	Short Shift	Clinician	0.00	2730	
05/08/2023	Saturday	18:00	22:29	04:29:00	4.50	PPH	Carmarthenshire	Evening	GP	0.00	509	
05/08/2023	Saturday	19:00	22:59	03:59:00	4.00	PPH	Carmarthenshire	Evening	GP	0.00	521	
05/08/2023	Saturday	19:00	22:59	03:59:00	4.00	Llandysul	Ceredigion	Evening	Clinician	0.00	525	
05/08/2023	Saturday	23:59	07:59	8.00	8.00	Withybush	Pembrokeshire	Overnight	Clinician	0.00	542	
06/08/2023	Sunday	13:00	18:59	05:59:00	6.00	GGH	Carmarthenshire	Afternoon	GP	0.00	554	
06/08/2023	Sunday	18:00	22:29	04:29:00	4.50	PPH	Carmarthenshire	Evening	GP	0.00	545	
07/08/2023	Monday	19:30	23:29	03:59:00	4.00	PPH	Carmarthenshire	Evening	GP	0.00	9	
07/08/2023	Monday	23:59	07:59	8.00	8.00	Withybush	Pembrokeshire	Overnight	GP	0.00	12	
09/08/2023	Wednesday	19:00	23:59	04:59:00	5.00	Withybush	Pembrokeshire	Evening	GP	0.00	35	
10/08/2023	Thursday	18:30	22:59	04:29:00	4.50	BGH	Ceredigion	Evening	GP	0.00	37	
10/08/2023	Thursday	23:30	07:59	8.50	8.50	GGH	Carmarthenshire	Overnight	GP	0.00	43	
11/08/2023	Friday	19:00	23:59	04:59:00	5.00	Withybush	Pembrokeshire	Evening	GP	0.00	59	
12/08/2023	Saturday	08:00	12:59	04:59:00	5.00	Withybush	Pembrokeshire	Morning	Clinician	0.00	96	
12/08/2023	Saturday	09:00	13:59	04:59:00	5.00	Withybush	Pembrokeshire	Morning	Clinician	0.00	98	
12/08/2023	Saturday	09:00	12:59	03:59:00	4.00	Withybush	Pembrokeshire	Morning	Clinician	0.00	1656	
12/08/2023	Saturday	11:00	12:59	01:59:00	2.00	Withybush	Pembrokeshire	Morning	Clinician	0.00	99	
12/08/2023	Saturday	13:00	16:59	03:59:00	4.00	Withybush	Pembrokeshire	Afternoon	Clinician	0.00	100	
12/08/2023	Saturday	13:00	18:59	05:59:00	6.00	Withybush	Pembrokeshire	Afternoon	Clinician	0.00	102	
12/08/2023	Saturday	13:00	18:59	05:59:00	6.00	Withybush	Pembrokeshire	Afternoon	Clinician	0.00	103	
12/08/2023	Saturday	18:00	22:29	04:29:00	4.50	GGH	Carmarthenshire	Evening	GP	0.00	84	
12/08/2023	Saturday	18:00	22:29	04:29:00	4.50	PPH	Carmarthenshire	Evening	GP	0.00	74	
12/08/2023	Saturday	19:00	22:59	03:59:00	4.00	PPH	Carmarthenshire	Evening	GP	0.00	86	
12/08/2023	Saturday	19:00	23:59	04:59:00	5.00	Withybush	Pembrokeshire	Evening	Clinician	0.00	106	
12/08/2023	Saturday	23:00	07:59	9.00	9.00	GGH	Carmarthenshire	Overnight	GP	0.00	87	
13/08/2023	Sunday	08:00	12:59	04:59:00	5.00	Withybush	Pembrokeshire	Morning	Clinician	0.00	132	
13/08/2023	Sunday	09:00	13:59	04:59:00	5.00	Withybush	Pembrokeshire	Morning	Clinician	0.00	134	
13/08/2023	Sunday	10:00	13:59	03:59:00	4.00	PPH	Carmarthenshire	Morning	GP	0.00	114	
13/08/2023	Sunday	11:00	12:59	01:59:00	2.00	Withybush	Pembrokeshire	Morning	Clinician	0.00	135	
13/08/2023	Sunday	13:00	18:59	05:59:00	6.00	Withybush	Pembrokeshire	Afternoon	Clinician	0.00	139	
13/08/2023	Sunday	13:00	18:59	05:59:00	6.00	GGH	Carmarthenshire	Afternoon	GP	0.00	119	
13/08/2023	Sunday	17:00	21:59	04:59:00	5.00	Withybush	Pembrokeshire	Evening	Clinician	0.00	140	
13/08/2023	Sunday	19:00	22:59	03:59:00	4.00	PPH	Carmarthenshire	Evening	GP	460.00	122	
13/08/2023	Sunday	23:00	07:59	9.00	9.00	GGH	Carmarthenshire	Overnight	GP	0.00	123	
14/08/2023	Monday	18:30	23:59	05:29:00	5.50	Withybush	Pembrokeshire	Evening	GP	0.00	167	
14/08/2023	Monday	19:30	23:29	03:59:00	4.00	PPH	Carmarthenshire	Evening	GP	0.00	166	
14/08/2023	Monday	23:30	07:59	8.50	8.50	GGH	Carmarthenshire	Overnight	GP	0.00	161	
15/08/2023	Tuesday	18:30	23:59	05:29:00	5.50	Withybush	Pembrokeshire	Evening	GP	0.00	179	
15/08/2023	Tuesday	19:00	23:59	04:59:00	5.00	Withybush	Pembrokeshire	Evening	GP	0.00	180	
15/08/2023	Tuesday	19:30	23:29	03:59:00	4.00	PPH	Carmarthenshire	Evening	GP	0.00	178	
15/08/2023	Tuesday	23:30	07:59	8.50	8.50	GGH	Carmarthenshire	Overnight	GP	0.00	173	
15/08/2023	Tuesday	23:59	07:59	8.00	8.00	Withybush	Pembrokeshire	Overnight	GP	0.00	181	
16/08/2023	Wednesday	19:00	23:59	04:59:00	5.00	Withybush	Pembrokeshire	Evening	GP	0.00	192	
16/08/2023	Wednesday	23:59	07:59	8.00	8.00	Withybush	Pembrokeshire	Overnight	GP	0.00	193	
17/08/2023	Thursday	23:30	07:59	-0.65	8.50	GGH	Carmarthenshire	Overnight	GP	0.00	197	
18/08/2023	Friday	19:00	23:59	04:59:00	5.00	Withybush	Pembrokeshire	Evening	GP	0.00	216	
18/08/2023	Friday	19:30	23:29	03:59:00	4.00	PPH	Carmarthenshire	Evening	GP	0.00	214	
19/08/2023	Saturday	11:00	14:59	03:59:00	4.00	Withybush	Pembrokeshire	Morning	Clinician	0.00	244	
19/08/2023	Saturday	18:00	22:29	04:29:00	4.50	GGH	Carmarthenshire	Evening	GP	0.00	229	

19/08/2023	Saturday	19:00	23:59	04:59:00	5.00	Withybush	Pembrokeshire	Evening	Clinician	0.00	250	
20/08/2023	Sunday	10:00	13:59	03:59:00	4.00	PPH	Carmarthenshire	Morning	GP	0.00	259	
20/08/2023	Sunday	13:00	18:59	05:59:00	6.00	GGH	Carmarthenshire	Afternoon	GP	0.00	264	
20/08/2023	Sunday	13:00	18:59	05:59:00	6.00	Withybush	Pembrokeshire	Afternoon	Clinician	0.00	284	
20/08/2023	Sunday	18:00	22:29	04:29:00	4.50	GGH	Carmarthenshire	Evening	GP	517.50	265	
20/08/2023	Sunday	19:00	22:59	03:59:00	4.00	GGH	Carmarthenshire	Evening	GP	0.00	266	
20/08/2023	Sunday	19:00	23:59	04:59:00	5.00	Withybush	Pembrokeshire	Evening	Clinician	0.00	287	
20/08/2023	Sunday	23:00	07:59	9.00	9.00	GGH	Carmarthenshire	Overnight	GP	0.00	269	
21/08/2023	Monday	19:00	23:59	04:59:00	5.00	Withybush	Pembrokeshire	Evening	GP	0.00	313	
21/08/2023	Monday	19:30	23:29	03:59:00	4.00	PPH	Carmarthenshire	Evening	GP	0.00	311	
21/08/2023	Monday	23:30	07:59	8.50	8.50	GGH	Carmarthenshire	Overnight	GP	0.00	306	
21/08/2023	Monday	23:59	07:59	8.00	8.00	Withybush	Pembrokeshire	Overnight	GP	0.00	314	
22/08/2023	Tuesday	18:30	22:29	03:59:00	4.00	PPH	Carmarthenshire	Evening	GP	0.00	322	
22/08/2023	Tuesday	19:30	23:29	03:59:00	4.00	PPH	Carmarthenshire	Evening	GP	0.00	323	
22/08/2023	Tuesday	23:30	07:59	8.50	8.50	GGH	Carmarthenshire	Overnight	GP	0.00	318	
22/08/2023	Tuesday	23:59	07:59	8.00	8.00	Withybush	Pembrokeshire	Overnight	GP	0.00	326	
24/08/2023	Thursday	18:30	23:59	05:29:00	5.50	Withybush	Pembrokeshire	Evening	GP	0.00	348	
24/08/2023	Thursday	19:30	23:29	03:59:00	4.00	PPH	Carmarthenshire	Evening	GP	0.00	347	
25/08/2023	Friday	18:30	23:59	05:29:00	5.50	Withybush	Pembrokeshire	Evening	GP	0.00	360	
25/08/2023	Friday	19:30	23:29	03:59:00	4.00	PPH	Carmarthenshire	Evening	GP	0.00	359	
26/08/2023	Saturday	13:00	18:59	05:59:00	6.00	PPH	Carmarthenshire	Afternoon	GP	0.00	372	
26/08/2023	Saturday	18:00	22:29	04:29:00	4.50	PPH	Carmarthenshire	Evening	GP	0.00	364	
26/08/2023	Saturday	19:00	22:59	03:59:00	4.00	PPH	Carmarthenshire	Evening	GP	0.00	376	
27/08/2023	Sunday	10:00	13:59	03:59:00	4.00	PPH	Carmarthenshire	Morning	GP	0.00	404	
27/08/2023	Sunday	14:00	18:59	04:59:00	5.00	PPH	Carmarthenshire	Afternoon	GP	0.00	408	
27/08/2023	Sunday	19:00	22:59	03:59:00	4.00	PPH	Carmarthenshire	Evening	GP	0.00	412	
28/08/2023	Monday	10:00	16:59	06:59:00	7.00	PPH	Carmarthenshire	Morning	GP	0.00	1113	
28/08/2023	Monday	23:00	07:59	9.00	9.00	BGH	Ceredigion	Overnight	GP	0.00	1130	
31/08/2023	Thursday	18:30	23:59	5.50	5.50	Withybush	Pembrokeshire	Evening	GP	0.00	493	
31/08/2023	Thursday	23:59	07:59	8.00	8.00	Withybush	Pembrokeshire	Overnight	GP	0.00	495	
01/09/2023	Friday	23:59	07:59	8.00	8.00	Withybush	Pembrokeshire	Overnight	GP	0.00	507	
02/09/2023	Saturday	13:00	18:59	05:59:00	6.00	GGH	Carmarthenshire	Afternoon	GP	0.00	518	
02/09/2023	Saturday	13:00	18:59	05:59:00	6.00	Withybush	Pembrokeshire	Afternoon	Clinician	0.00	537	
02/09/2023	Saturday	17:00	21:59	04:59:00	5.00	Withybush	Pembrokeshire	Evening	Clinician	0.00	539	
02/09/2023	Saturday	23:00	07:59	9.00	9.00	GGH	Carmarthenshire	Overnight	GP	0.00	522	
02/09/2023	Saturday	23:59	07:59	8.00	8.00	Withybush	Pembrokeshire	Overnight	Clinician	0.00	542	
03/09/2023	Sunday	09:00	13:59	04:59:00	5.00	Withybush	Pembrokeshire	Morning	Clinician	0.00	569	
03/09/2023	Sunday	13:00	18:59	05:59:00	6.00	Withybush	Pembrokeshire	Afternoon	Clinician	0.00	573	
03/09/2023	Sunday	17:00	21:59	04:59:00	5.00	Withybush	Pembrokeshire	Evening	Clinician	0.00	575	
03/09/2023	Sunday	18:00	22:29	04:29:00	4.50	PPH	Carmarthenshire	Evening	GP	0.00	545	
03/09/2023	Sunday	19:00	22:59	03:59:00	4.00	GGH	Carmarthenshire	Evening	GP	0.00	556	
03/09/2023	Sunday	19:00	23:59	04:59:00	5.00	Withybush	Pembrokeshire	Evening	Clinician	0.00	576	
04/09/2023	Monday	19:00	23:59	04:59:00	5.00	Withybush	Pembrokeshire	Evening	GP	0.00	11	
04/09/2023	Monday	23:59	07:59	8.00	8.00	Withybush	Pembrokeshire	Overnight	GP	0.00	12	
07/09/2023	Thursday	23:59	07:59	8.00	8.00	Withybush	Pembrokeshire	Overnight	GP	0.00	48	
08/09/2023	Friday	23:30	07:59	8.50	8.50	GGH	Carmarthenshire	Overnight	GP	0.00	55	
09/09/2023	Saturday	10:00	13:59	03:59:00	4.00	PPH	Carmarthenshire	Morning	GP	0.00	78	
09/09/2023	Saturday	19:00	22:59	03:59:00	4.00	PPH	Carmarthenshire	Evening	GP	0.00	86	
09/09/2023	Saturday	19:00	22:59	03:59:00	4.00	Llandysul	Ceredigion	Evening	Clinician	0.00	90	
10/09/2023	Sunday	23:00	07:59	9.00	9.00	BGH	Ceredigion	Overnight	GP	0.00	131	
11/09/2023	Monday	19:30	23:29	03:59:00	4.00	PPH	Carmarthenshire	Evening	GP	0.00	166	
11/09/2023	Monday	23:59	07:59	8.00	8.00	Withybush	Pembrokeshire	Overnight	GP	0.00	169	
12/09/2023	Tuesday	19:30	23:29	03:59:00	4.00	PPH	Carmarthenshire	Evening	GP	0.00	178	
12/09/2023	Tuesday	23:59	07:59	8.00	8.00	Withybush	Pembrokeshire	Overnight	GP	0.00	181	

13/09/2023	Wednesday	23:30	07:59	8.50	8.50	GGH	Carmarthenshire	Overnight	GP	0.00	188	
13/09/2023	Wednesday	23:59	07:59	8.00	8.00	Withybush	Pembrokeshire	Overnight	GP	0.00	193	
14/09/2023	Thursday	18:30	22:59	04:29:00	4.50	BGH	Ceredigion	Evening	GP	0.00	194	
14/09/2023	Thursday	23:30	07:59	8.50	8.50	GGH	Carmarthenshire	Overnight	GP	0.00	197	
14/09/2023	Thursday	23:59	07:59	8.00	8.00	Withybush	Pembrokeshire	Overnight	GP	0.00	205	
15/09/2023	Friday	19:00	23:59	04:59:00	5.00	Withybush	Pembrokeshire	Evening	GP	0.00	216	
15/09/2023	Friday	19:30	23:29	03:59:00	4.00	GGH	Carmarthenshire	Evening	GP	0.00	211	
15/09/2023	Friday	23:59	07:59	8.00	8.00	Withybush	Pembrokeshire	Overnight	GP	0.00	217	
16/09/2023	Saturday	23:00	07:59	9.00	9.00	GGH	Carmarthenshire	Overnight	GP	0.00	233	
16/09/2023	Saturday	23:59	07:59	8.00	8.00	Withybush	Pembrokeshire	Overnight	Clinician	0.00	252	
17/09/2023	Sunday	19:00	23:59	04:59:00	5.00	Withybush	Pembrokeshire	Evening	Clinician	0.00	287	
17/09/2023	Sunday	23:59	07:59	8.00	8.00	Withybush	Pembrokeshire	Overnight	Clinician	0.00	288	
18/09/2023	Monday	19:30	23:29	03:59:00	4.00	PPH	Carmarthenshire	Evening	GP	0.00	311	
18/09/2023	Monday	23:30	07:59	8.50	8.50	GGH	Carmarthenshire	Overnight	GP	0.00	309	
18/09/2023	Monday	23:30	07:59	8.50	8.50	GGH	Carmarthenshire	Overnight	GP	0.00	306	
18/09/2023	Monday	23:59	07:59	8.00	8.00	Withybush	Pembrokeshire	Overnight	GP	0.00	314	
19/09/2023	Tuesday	18:30	22:29	03:59:00	4.00	PPH	Carmarthenshire	Evening	GP	0.00	322	
19/09/2023	Tuesday	23:59	07:59	8.00	8.00	Withybush	Pembrokeshire	Overnight	GP	0.00	326	
20/09/2023	Wednesday	18:30	22:29	03:59:00	4.00	PPH	Carmarthenshire	Evening	GP	0.00	334	
20/09/2023	Wednesday	18:30	22:59	04:29:00	4.50	BGH	Ceredigion	Evening	GP	0.00	327	
20/09/2023	Wednesday	23:00	07:59	9.00	9.00	BGH	Ceredigion	Overnight	GP	0.00	328	
20/09/2023	Wednesday	23:30	07:59	8.50	8.50	GGH	Carmarthenshire	Overnight	GP	0.00	330	
20/09/2023	Wednesday	23:30	07:59	8.50	8.50	GGH	Carmarthenshire	Overnight	GP	0.00	333	
21/09/2023	Thursday	18:30	23:59	05:29:00	5.50	Withybush	Pembrokeshire	Evening	GP	0.00	348	
21/09/2023	Thursday	19:30	23:29	03:59:00	4.00	PPH	Carmarthenshire	Evening	GP	0.00	347	
22/09/2023	Friday	18:30	23:59	05:29:00	5.50	Withybush	Pembrokeshire	Evening	GP	0.00	360	
22/09/2023	Friday	23:30	07:59	8.50	8.50	GGH	Carmarthenshire	Overnight	GP	0.00	357	
23/09/2023	Saturday	08:00	12:59	04:59:00	5.00	Withybush	Pembrokeshire	Morning	Clinician	0.00	387	
23/09/2023	Saturday	12:00	12:59	00:59:00	1.00	PPH	Carmarthenshire	Morning	GP	0.00	366	
23/09/2023	Saturday	13:00	16:59	03:59:00	4.00	Withybush	Pembrokeshire	Afternoon	Clinician	0.00	390	
23/09/2023	Saturday	18:00	21:59	03:59:00	4.00	PPH	Carmarthenshire	Evening	GP	0.00	364	
24/09/2023	Sunday	08:00	12:59	04:59:00	5.00	Withybush	Pembrokeshire	Morning	Clinician	0.00	422	
24/09/2023	Sunday	11:00	14:59	03:59:00	4.00	Withybush	Pembrokeshire	Morning	Clinician	0.00	425	
24/09/2023	Sunday	23:00	07:59	9.00	9.00	BGH	Ceredigion	Overnight	GP	0.00	421	
27/09/2023	Wednesday	18:30	22:29	03:59:00	4.00	PPH	Carmarthenshire	Evening	GP	0.00	479	
27/09/2023	Wednesday	23:00	07:59	9.00	9.00	BGH	Ceredigion	Overnight	GP	0.00	473	
27/09/2023	Wednesday	23:30	07:59	8.50	8.50	GGH	Carmarthenshire	Overnight	GP	0.00	478	
28/09/2023	Thursday	18:30	23:59	05:29:00	5.50	Withybush	Pembrokeshire	Evening	GP	0.00	493	
28/09/2023	Thursday	19:30	23:29	03:59:00	4.00	PPH	Carmarthenshire	Evening	GP	0.00	492	
28/09/2023	Thursday	23:30	07:59	8.50	8.50	GGH	Carmarthenshire	Overnight	GP	0.00	490	
29/09/2023	Friday	18:30	22:59	04:29:00	4.50	BGH	Ceredigion	Evening	GP	0.00	496	
29/09/2023	Friday	19:00	22:59	03:59:00	4.00	Llandysul	Ceredigion	Evening	GP	0.00	498	
29/09/2023	Friday	19:00	23:59	04:59:00	5.00	Withybush	Pembrokeshire	Evening	GP	0.00	506	
30/09/2023	Saturday	09:00	12:59	03:59:00	4.00	PPH	Carmarthenshire	Morning	GP	0.00	512	
30/09/2023	Saturday	10:00	13:59	03:59:00	4.00	PPH	Carmarthenshire	Morning	GP	0.00	513	
30/09/2023	Saturday	17:00	21:59	04:59:00	5.00	Withybush	Pembrokeshire	Evening	Clinician	0.00	539	
30/09/2023	Saturday	19:00	22:59	03:59:00	4.00	Llandysul	Ceredigion	Evening	Clinician	0.00	525	
30/09/2023	Saturday	19:00	22:59	03:59:00	4.00	PPH	Carmarthenshire	Evening	GP	0.00	521	
01/10/2023	Sunday	09:00	12:59	03:59:00	4.00	PPH	Carmarthenshire	Morning	GP	0.00	548	
01/10/2023	Sunday	10:00	13:59	03:59:00	4.00	PPH	Carmarthenshire	Morning	GP	0.00	549	
01/10/2023	Sunday	18:00	22:29	04:29:00	4.50	PPH	Carmarthenshire	Evening	GP	0.00	545	
01/10/2023	Sunday	19:00	23:59	04:59:00	5.00	Withybush	Pembrokeshire	Evening	Clinician	0.00	577	
01/10/2023	Sunday	19:00	22:59	03:59:00	4.00	Llandysul	Ceredigion	Evening	Clinician	460.00	561	
01/10/2023	Sunday	23:00	07:59	9.00	9.00	GGH	Carmarthenshire	Overnight	GP	0.00	558	

02/10/2023	Monday	19:00	23:59	04:59:00	5.00	Withybush	Pembrokeshire	Evening	GP	0.00	11	
02/10/2023	Monday	19:00	22:59	03:59:00	4.00	Llandysul	Ceredigion	Evening	GP	0.00	3	
02/10/2023	Monday	19:30	23:29	03:59:00	4.00	PPH	Carmarthenshire	Evening	GP	0.00	9	
02/10/2023	Monday	23:30	07:59	8.50	8.50	GGH	Carmarthenshire	Overnight	GP	0.00	4	
02/10/2023	Monday	23:30	07:59	8.50	8.50	GGH	Carmarthenshire	Overnight	GP	0.00	7	
03/10/2023	Tuesday	23:30	07:59	8.50	8.50	GGH	Carmarthenshire	Overnight	GP	0.00	19	
05/10/2023	Thursday	23:30	07:59	8.50	8.50	GGH	Carmarthenshire	Overnight	GP	0.00	43	
05/10/2023	Thursday	23:30	07:59	8.50	8.50	GGH	Carmarthenshire	Overnight	GP	0.00	40	
07/10/2023	Saturday	09:00	18:59	09:59:00	10.00	Llandysul	Ceredigion	Long Shift	GP	0.00	93	
07/10/2023	Saturday	10:00	13:59	03:59:00	4.00	PPH	Carmarthenshire	Morning	GP	0.00	78	
07/10/2023	Saturday	23:00	07:59	9.00	9.00	GGH	Carmarthenshire	Overnight	GP	0.00	87	
08/10/2023	Sunday	13:00	16:59	03:59:00	4.00	Withybush	Pembrokeshire	Afternoon	Clinician	0.00	136	
09/10/2023	Monday	18:30	23:59	05:29:00	5.50	Withybush	Pembrokeshire	Evening	GP	0.00	167	
14/10/2023	Saturday	10:00	16:59	06:59:00	7.00	PPH	Carmarthenshire	Morning	GP	0.00	223	
15/10/2023	Sunday	09:00	13:59	04:59:00	5.00	Withybush	Pembrokeshire	Morning	Clinician	0.00	279	
19/10/2023	Thursday	18:30	22:29	03:59:00	4.00	PPH	Carmarthenshire	Evening	GP	310.00	346	
20/10/2023	Friday	18:30	22:29	03:59:00	4.00	PPH	Carmarthenshire	Evening	GP	0.00	358	
21/10/2023	Saturday	08:00	14:59	06:59:00	7.00	BGH	Ceredigion	Short Shift	GP	0.00	379	
21/10/2023	Saturday	23:00	07:59	9.00	9.00	GGH	Carmarthenshire	Overnight	GP	0.00	378	
22/10/2023	Sunday	08:00	14:59	06:59:00	7.00	BGH	Ceredigion	Short Shift	GP	0.00	415	
22/10/2023	Sunday	10:00	13:59	03:59:00	4.00	PPH	Carmarthenshire	Morning	GP	0.00	404	
24/10/2023	Tuesday	23:30	07:59	8.50	8.50	GGH	Carmarthenshire	Overnight	GP	0.00	466	
26/10/2023	Thursday	19:00	23:29	04:29:00	4.50	GGH	Carmarthenshire	Evening	GP	0.00	489	
26/10/2023	Thursday	23:30	07:59	8.50	8.50	GGH	Carmarthenshire	Overnight	GP	0.00	490	
27/10/2023	Friday	19:30	23:29	03:59:00	4.00	PPH	Carmarthenshire	Evening	GP	0.00	504	
27/10/2023	Friday	23:59	07:59	8.00	8.00	Withybush	Pembrokeshire	Overnight	GP	0.00	507	
28/10/2023	Saturday	08:00	12:59	04:59:00	5.00	Withybush	Pembrokeshire	Morning	Clinician	0.00	533	
28/10/2023	Saturday	09:00	12:59	03:59:00	4.00	PPH	Carmarthenshire	Morning	GP	0.00	512	
28/10/2023	Saturday	10:00	13:59	03:59:00	4.00	PPH	Carmarthenshire	Morning	GP	0.00	513	
28/10/2023	Saturday	12:00	17:59	05:59:00	6.00	PPH	Carmarthenshire	Afternoon	GP	0.00	516	
28/10/2023	Saturday	13:00	16:59	03:59:00	4.00	Withybush	Pembrokeshire	Afternoon	Clinician	0.00	536	
28/10/2023	Saturday	18:00	22:29	04:29:00	4.50	GGH	Carmarthenshire	Evening	GP	0.00	519	
28/10/2023	Saturday	18:00	22:29	04:29:00	4.50	PPH	Carmarthenshire	Evening	GP	0.00	509	
29/10/2023	Sunday	09:00	13:59	04:59:00	5.00	Withybush	Pembrokeshire	Morning	Clinician	0.00	569	
29/10/2023	Sunday	10:00	13:59	03:59:00	4.00	PPH	Carmarthenshire	Morning	GP	0.00	549	
29/10/2023	Sunday	12:00	17:59	05:59:00	6.00	GGH	Carmarthenshire	Afternoon	GP	0.00	551	
29/10/2023	Sunday	12:00	17:59	05:59:00	6.00	PPH	Carmarthenshire	Afternoon	GP	0.00	552	
29/10/2023	Sunday	13:00	18:59	05:59:00	6.00	GGH	Carmarthenshire	Afternoon	GP	0.00	554	
29/10/2023	Sunday	18:00	22:29	04:29:00	4.50	GGH	Carmarthenshire	Evening	GP	0.00	555	
29/10/2023	Sunday	19:00	23:59	04:59:00	5.00	Withybush	Pembrokeshire	Evening	Clinician	0.00	577	
29/10/2023	Sunday	19:00	23:59	04:59:00	5.00	Withybush	Pembrokeshire	Evening	Clinician	0.00	576	
29/10/2023	Sunday	23:59	07:59	8.00	8.00	Withybush	Pembrokeshire	Overnight	Clinician	920.00	578	
30/10/2023	Monday	18:30	23:59	05:29:00	5.50	Withybush	Pembrokeshire	Evening	GP	0.00	10	
30/10/2023	Monday	23:30	07:59	8.50	8.50	GGH	Carmarthenshire	Overnight	GP	0.00	7	
31/10/2023	Tuesday	18:30	23:59	05:29:00	5.50	Withybush	Pembrokeshire	Evening	Clinician	0.00	22	
01/11/2023	Wednesday	18:30	22:29	03:59:00	4.00	PPH	Carmarthenshire	Evening	GP	0.00	32	
01/11/2023	Wednesday	19:00	22:59	03:59:00	4.00	Llandysul	Ceredigion	Evening	GP	0.00	27	
01/11/2023	Wednesday	19:30	23:29	03:59:00	4.00	PPH	Carmarthenshire	Evening	GP	0.00	33	
01/11/2023	Wednesday	23:00	07:59	9.00	9.00	GGH	Carmarthenshire	Overnight	GP	0.00	31	
02/11/2023	Thursday	23:30	07:59	8.50	8.50	GGH	Carmarthenshire	Overnight	GP	0.00	43	
04/11/2023	Saturday	08:00	11:59	03:59:00	4.00	PPH	Carmarthenshire	Morning	GP	0.00	76	
04/11/2023	Saturday	09:00	18:59	09:59:00	10.00	BGH	Ceredigion	Long Shift	GP	0.00	92	
04/11/2023	Saturday	18:00	22:29	04:29:00	4.50	PPH	Carmarthenshire	Evening	GP	0.00	74	
05/11/2023	Sunday	09:00	12:59	03:59:00	4.00	PPH	Carmarthenshire	Morning	GP	0.00	113	



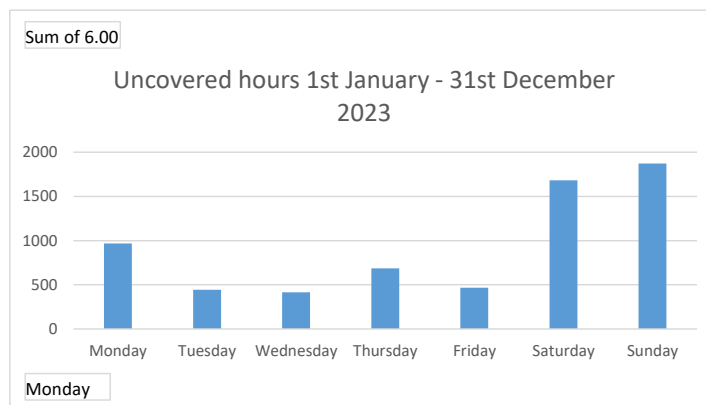
05/11/2023	Sunday	10:00	13:59	03:59:00	4.00	PPH	Carmarthenshire	Morning	GP	0.00	114
05/11/2023	Sunday	12:00	17:59	05:59:00	6.00	PPH	Carmarthenshire	Afternoon	GP	0.00	117
05/11/2023	Sunday	19:00	23:59	04:59:00	5.00	Withybush	Pembrokeshire	Evening	Clinician	0.00	142
11/11/2023	Saturday	09:00	13:59	04:59:00	5.00	Withybush	Pembrokeshire	Morning	Clinician	0.00	243
11/11/2023	Saturday	11:00	17:59	06:59:00	7.00	GGH	Carmarthenshire	Morning	GP	775.00	224
12/11/2023	Sunday	19:00	23:59	04:59:00	5.00	Withybush	Pembrokeshire	Evening	Clinician	575.00	286
12/11/2023	Sunday	19:00	22:59	03:59:00	4.00	Llandysul	Ceredigion	Evening	Clinician	460.00	271
15/11/2023	Wednesday	18:30	22:29	03:59:00	4.00	PPH	Carmarthenshire	Evening	GP	0.00	334
15/11/2023	Wednesday	19:30	23:29	03:59:00	4.00	GGH	Carmarthenshire	Evening	GP	0.00	332
15/11/2023	Wednesday	23:30	07:59	-0.65	8.50	GGH	Carmarthenshire	Overnight	GP	718.75	333
16/11/2023	Thursday	18:30	22:29	03:59:00	4.00	PPH	Carmarthenshire	Evening	GP	0.00	346
16/11/2023	Thursday	19:30	23:29	03:59:00	4.00	PPH	Carmarthenshire	Evening	GP	0.00	347
16/11/2023	Thursday	23:30	07:59	-0.65	8.50	GGH	Carmarthenshire	Overnight	GP	718.75	345
19/11/2023	Sunday	09:00	12:59	03:59:00	4.00	PPH	Carmarthenshire	Morning	GP	0.00	403
19/11/2023	Sunday	10:00	13:59	03:59:00	4.00	GGH	Carmarthenshire	Morning	GP	0.00	405
19/11/2023	Sunday	19:00	22:59	03:59:00	4.00	PPH	Carmarthenshire	Evening	GP	0.00	412
25/11/2023	Saturday	08:00	12:59	04:59:00	5.00	Withybush	Pembrokeshire	Morning	Clinician	0.00	533
25/11/2023	Saturday	13:00	16:59	03:59:00	4.00	Withybush	Pembrokeshire	Afternoon	Clinician	0.00	536
25/11/2023	Saturday	17:00	21:59	04:59:00	5.00	Withybush	Pembrokeshire	Evening	Clinician	0.00	539
25/11/2023	Saturday	19:00	22:59	03:59:00	4.00	Llandysul	Ceredigion	Evening	Clinician	0.00	525
26/11/2023	Sunday	09:00	13:59	04:59:00	5.00	Withybush	Pembrokeshire	Morning	Clinician	0.00	569
26/11/2023	Sunday	09:00	12:59	03:59:00	4.00	Withybush	Pembrokeshire	Morning	Clinician	0.00	1663
27/11/2023	Monday	18:30	22:29	03:59:00	4.00	PPH	Carmarthenshire	Evening	Salaried GP	0.00	8
27/11/2023	Monday	19:30	23:29	03:59:00	4.00	PPH	Carmarthenshire	Evening	GP	0.00	9
27/11/2023	Monday	23:00	07:59	9.00	9.00	BGH	Ceredigion	Overnight	GP	0.00	2
30/11/2023	Thursday	23:30	07:59	8.50	8.50	GGH	Carmarthenshire	Overnight	GP	718.75	43
30/11/2023	Thursday	23:30	07:59	8.50	8.50	GGH	Carmarthenshire	Overnight	GP	0.00	40
01/12/2023	Friday	19:30	23:29	03:59:00	4.00	PPH	Carmarthenshire	Evening	GP	0.00	57
02/12/2023	Saturday	08:00	12:59	04:59:00	5.00	Withybush	Pembrokeshire	Morning	Clinician	0.00	96
02/12/2023	Saturday	13:00	18:59	6.00	6.00	Withybush	Pembrokeshire	Afternoon	Clinician	0.00	103
02/12/2023	Saturday	18:00	22:29	04:29:00	4.50	GGH	Carmarthenshire	Evening	GP	0.00	84
02/12/2023	Saturday	18:00	22:29	04:29:00	4.50	PPH	Carmarthenshire	Evening	GP	0.00	74
03/12/2023	Sunday	08:00	14:59	06:59:00	7.00	BGH	Ceredigion	Short Shift	GP	730.00	125
03/12/2023	Sunday	10:00	13:59	03:59:00	4.00	GGH	Carmarthenshire	Morning	GP	0.00	115
03/12/2023	Sunday	12:00	17:59	6.00	6.00	GGH	Carmarthenshire	Afternoon	GP	0.00	116
03/12/2023	Sunday	19:00	23:59	04:59:00	5.00	Withybush	Pembrokeshire	Evening	Clinician	0.00	141
04/12/2023	Monday	18:30	22:29	03:59:00	4.00	PPH	Carmarthenshire	Evening	Salaried GP	0.00	162
04/12/2023	Monday	18:30	22:59	04:29:00	4.50	BGH	Ceredigion	Evening	GP	0.00	158
04/12/2023	Monday	19:30	23:29	03:59:00	4.00	PPH	Carmarthenshire	Evening	GP	0.00	166
04/12/2023	Monday	23:00	07:59	9.00	9.00	BGH	Ceredigion	Overnight	GP	0.00	159
06/12/2023	Wednesday	19:30	23:29	03:59:00	4.00	PPH	Carmarthenshire	Evening	GP	0.00	190
07/12/2023	Thursday	18:30	22:29	03:59:00	4.00	PPH	Carmarthenshire	Evening	GP	0.00	201
07/12/2023	Thursday	23:30	07:59	8.50	8.50	GGH	Carmarthenshire	Overnight	GP	718.75	200
09/12/2023	Saturday	18:00	22:29	04:29:00	4.50	PPH	Carmarthenshire	Evening	GP	0.00	219
10/12/2023	Sunday	08:00	12:59	04:59:00	5.00	Withybush	Pembrokeshire	Morning	Clinician	0.00	278
10/12/2023	Sunday	09:00	13:59	04:59:00	5.00	Withybush	Pembrokeshire	Morning	Clinician	0.00	279
10/12/2023	Sunday	10:00	13:59	03:59:00	4.00	PPH	Carmarthenshire	Morning	GP	0.00	259
10/12/2023	Sunday	11:00	14:59	03:59:00	4.00	Withybush	Pembrokeshire	Morning	Clinician	0.00	280
10/12/2023	Sunday	13:00	16:59	03:59:00	4.00	Withybush	Pembrokeshire	Afternoon	Clinician	0.00	282
11/12/2023	Monday	18:30	22:29	03:59:00	4.00	PPH	Carmarthenshire	Evening	Salaried GP	0.00	310
12/12/2023	Tuesday	19:30	23:29	03:59:00	4.00	PPH	Carmarthenshire	Evening	GP	0.00	323
15/12/2023	Friday	19:30	23:29	03:59:00	4.00	PPH	Carmarthenshire	Evening	GP	0.00	359
16/12/2023	Saturday	09:00	18:59	09:59:00	10.00	Llandysul	Ceredigion	Long Shift	Clinician	0.00	383
16/12/2023	Saturday	13:00	18:59	05:59:00	6.00	GGH	Carmarthenshire	Afternoon	GP	0.00	373



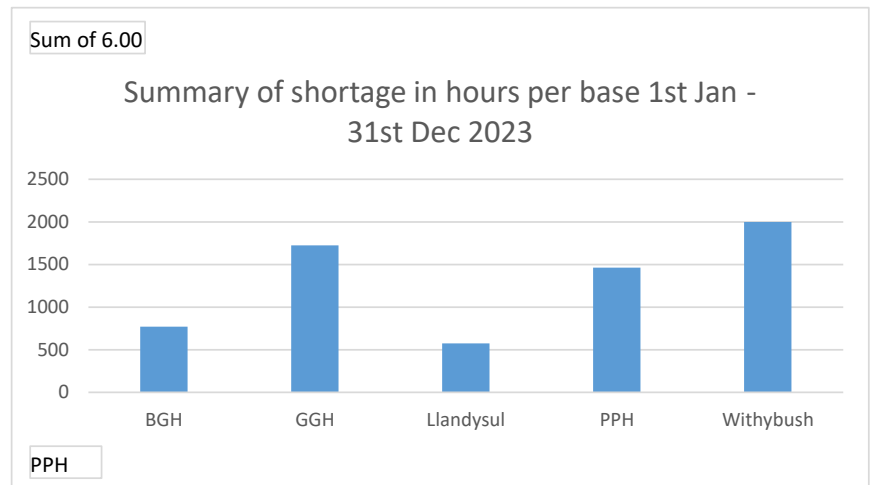
16/12/2023	Saturday	16:00	18:59	02:59:00	3.00	BGH	Ceredigion	Long Shift	GP	0.00	2956	
16/12/2023	Saturday	18:00	22:29	04:29:00	4.50	GGH	Carmarthenshire	Evening	GP	0.00	374	
17/12/2023	Sunday	09:00	15:59	06:59:00	7.00	BGH	Ceredigion	Long Shift	GP	0.00	418	
17/12/2023	Sunday	09:00	12:59	03:59:00	4.00	GGH	Carmarthenshire	Morning	GP	0.00	401	
17/12/2023	Sunday	09:00	12:59	03:59:00	4.00	PPH	Carmarthenshire	Morning	GP	0.00	403	
17/12/2023	Sunday	10:00	13:59	03:59:00	4.00	GGH	Carmarthenshire	Morning	GP	0.00	405	
17/12/2023	Sunday	12:00	17:59	05:59:00	6.00	GGH	Carmarthenshire	Afternoon	GP	0.00	406	
17/12/2023	Sunday	13:00	18:59	05:59:00	6.00	GGH	Carmarthenshire	Afternoon	GP	0.00	409	
17/12/2023	Sunday	18:00	22:29	04:29:00	4.50	GGH	Carmarthenshire	Evening	GP	0.00	410	
17/12/2023	Sunday	18:00	22:29	04:29:00	4.50	PPH	Carmarthenshire	Evening	GP	517.50	400	
18/12/2023	Monday	18:30	23:59	05:29:00	5.50	Withybush	Pembrokeshire	Evening	GP	0.00	457	
18/12/2023	Monday	19:00	23:59	04:59:00	5.00	Withybush	Pembrokeshire	Evening	GP	0.00	458	
18/12/2023	Monday	19:30	23:29	03:59:00	4.00	GGH	Carmarthenshire	Evening	GP	0.00	453	
18/12/2023	Monday	23:59	07:59	8.00	8.00	Withybush	Pembrokeshire	Overnight	GP	0.00	459	
20/12/2023	Wednesday	19:30	23:29	03:59:00	4.00	PPH	Carmarthenshire	Evening	GP	0.00	480	
23/12/2023	Saturday	09:00	12:59	03:59:00	4.00	GGH	Carmarthenshire	Morning	GP	0.00	510	
23/12/2023	Saturday	09:00	13:59	04:59:00	5.00	Withybush	Pembrokeshire	Morning	Clinician	0.00	1662	
23/12/2023	Saturday	12:00	17:59	03:59:00	6.00	PPH	Carmarthenshire	Afternoon	GP	0.00	516	
23/12/2023	Saturday	18:00	22:29	04:29:00	4.50	PPH	Carmarthenshire	Evening	GP	0.00	509	
23/12/2023	Saturday	19:00	23:59	04:59:00	5.00	Withybush	Pembrokeshire	Evening	Clinician	0.00	540	
24/12/2023	Sunday	09:00	11:59	02:59:00	3.00	PPH	Carmarthenshire	Morning	GP	0.00	548	
24/12/2023	Sunday	12:00	17:59	05:59:00	6.00	PPH	Carmarthenshire	Afternoon	GP	0.00	552	
24/12/2023	Sunday	13:00	18:59	05:59:00	6.00	GGH	Carmarthenshire	Afternoon	GP	0.00	554	
24/12/2023	Sunday	13:00	16:59	03:59:00	4.00	Withybush	Pembrokeshire	Afternoon	Clinician	0.00	571	
24/12/2023	Sunday	17:00	21:59	04:59:00	5.00	Withybush	Pembrokeshire	Evening	Clinician	0.00	575	
24/12/2023	Sunday	19:00	23:59	04:59:00	5.00	Withybush	Pembrokeshire	Evening	Clinician	0.00	576	
24/12/2023	Sunday	19:00	22:59	03:59:00	4.00	Llandysul	Ceredigion	Evening	Clinician	520.00	561	
25/12/2023	Monday	09:00	18:59	09:59:00	10.00	Llandysul	Ceredigion	Long Shift	GP	0.00	1128	
25/12/2023	Monday	10:00	16:59	06:59:00	7.00	GGH	Carmarthenshire	Morning	GP	0.00	1114	
25/12/2023	Monday	10:00	16:59	06:59:00	7.00	PPH	Carmarthenshire	Morning	GP	0.00	1113	
25/12/2023	Monday	11:00	14:59	03:59:00	4.00	Withybush	Pembrokeshire	Morning	Clinician	0.00	1134	
25/12/2023	Monday	12:00	17:59	05:59:00	6.00	PPH	Carmarthenshire	Afternoon	GP	0.00	1116	
25/12/2023	Monday	13:00	16:59	03:59:00	4.00	Withybush	Pembrokeshire	Afternoon	Clinician	0.00	1136	
25/12/2023	Monday	13:00	18:59	05:59:00	5.00	Withybush	Pembrokeshire	Afternoon	Clinician	0.00	1137	
25/12/2023	Monday	17:00	21:59	04:59:00	5.00	Withybush	Pembrokeshire	Evening	Clinician	0.00	1139	
25/12/2023	Monday	18:00	22:29	04:29:00	4.50	PPH	Carmarthenshire	Evening	Salaried GP	0.00	1109	
25/12/2023	Monday	19:00	22:59	03:59:00	4.00	GGH	Carmarthenshire	Evening	GP	0.00	1120	
25/12/2023	Monday	19:00	22:59	03:59:00	4.00	PPH	Carmarthenshire	Evening	GP	0.00	1121	
25/12/2023	Monday	19:00	22:59	03:59:00	4.00	Llandysul	Ceredigion	Evening	GP	0.00	1125	
25/12/2023	Monday	19:00	23:59	04:59:00	5.00	Withybush	Pembrokeshire	Evening	Clinician	0.00	1140	
25/12/2023	Monday	23:00	07:59	9.00	9.00	GGH	Carmarthenshire	Overnight	GP	0.00	1123	
26/12/2023	Tuesday	08:00	16:59	08:59:00	9.00	Llandysul	Ceredigion	Short Shift	GP	0.00	1126	
26/12/2023	Tuesday	13:00	18:59	05:59:00	6.00	PPH	Carmarthenshire	Afternoon	GP	0.00	1117	
26/12/2023	Tuesday	13:00	18:59	05:59:00	6.00	GGH	Carmarthenshire	Afternoon	GP	0.00	1118	
26/12/2023	Tuesday	19:00	22:59	03:59:00	4.00	PPH	Carmarthenshire	Evening	GP	0.00	1121	
26/12/2023	Tuesday	19:00	22:59	03:59:00	4.00	Llandysul	Ceredigion	Evening	GP	0.00	1125	
26/12/2023	Tuesday	19:00	23:59	04:59:00	5.00	Withybush	Pembrokeshire	Evening	Clinician	0.00	1140	
26/12/2023	Tuesday	23:00	07:59	9.00	9.00	GGH	Carmarthenshire	Overnight	GP	0.00	1123	
28/12/2023	Thursday	18:30	22:29	03:59:00	4.00	PPH	Carmarthenshire	Evening	GP	0.00	44	
29/12/2023	Friday	18:30	23:59	05:29:00	5.50	Withybush	Pembrokeshire	Evening	GP	0.00	58	
29/12/2023	Friday	23:00	07:59	9.00	9.00	BGH	Ceredigion	Overnight	GP	0.00	50	
29/12/2023	Friday	23:30	07:59	8.50	8.50	GGH	Carmarthenshire	Overnight	GP	0.00	55	
30/12/2023	Saturday	12:00	17:59	05:59:00	6.00	GGH	Carmarthenshire	Afternoon	GP	0.00	80	
30/12/2023	Saturday	13:00	18:59	05:59:00	6.00	GGH	Carmarthenshire	Afternoon	GP	0.00	83	

[illegible]

Monday	Sum of 6.00
Monday	968
Tuesday	442.5
Wednesday	414
Thursday	686.5
Friday	467.5
Saturday	1683
Sunday	1873
	6534.5
Average weekly hours	125.318835
WTE based on 32.5 clinical hours	3.85596415



PPH	Sum of 6.00
BGH	770.5
GGH	1726
Llandysul	575
PPH	1462.5
Withybush	2000.5
	6534.5



02/01/2023	Monday	6.00	PPH	Carmarthenshire	12:00	17:59	6.00
02/01/2023	Monday	4.00	Withybush	Pembrokeshire	13:00	16:59	4.00
02/01/2023	Monday	5.00	Withybush	Pembrokeshire	17:00	21:59	5.00
02/01/2023	Monday	4.50	PPH	Carmarthenshire	18:00	22:29	4.50
02/01/2023	Monday	4.00	PPH	Carmarthenshire	19:00	22:59	4.00
02/01/2023	Monday	9.00	BGH	Ceredigion	23:00	07:59	9.00
03/01/2023	Tuesday	4.00	PPH	Carmarthenshire	18:30	22:29	4.00
03/01/2023	Tuesday	5.50	Withybush	Pembrokeshire	18:30	23:59	5.50
03/01/2023	Tuesday	4.00	Llandysul	Ceredigion	19:00	22:59	4.00
03/01/2023	Tuesday	4.00	PPH	Carmarthenshire	19:30	23:29	4.00
04/01/2023	Wednesday	5.00	Withybush	Pembrokeshire	19:00	23:58	5.00
04/01/2023	Wednesday	4.00	PPH	Carmarthenshire	19:30	23:29	4.00
05/01/2023	Thursday	4.00	PPH	Carmarthenshire	18:30	22:29	4.00
05/01/2023	Thursday	5.00	Withybush	Pembrokeshire	19:00	23:58	5.00
05/01/2023	Thursday	4.00	PPH	Carmarthenshire	19:30	23:29	4.00
06/01/2023	Friday	5.50	Withybush	Pembrokeshire	18:30	23:59	5.50
07/01/2023	Saturday	3.00	Withybush	Pembrokeshire	01:00	14:59	3.00
07/01/2023	Saturday	4.00	PPH	Carmarthenshire	08:00	11:59	4.00
07/01/2023	Saturday	4.00	GGH	Carmarthenshire	09:00	12:59	4.00
07/01/2023	Saturday	3.50	PPH	Carmarthenshire	09:30	12:59	3.50
07/01/2023	Saturday	7.00	PPH	Carmarthenshire	10:00	16:59	7.00
07/01/2023	Saturday	6.00	GGH	Carmarthenshire	12:00	17:59	6.00
07/01/2023	Saturday	6.00	PPH	Carmarthenshire	12:00	17:59	6.00
07/01/2023	Saturday	6.00	PPH	Carmarthenshire	13:00	18:59	6.00
07/01/2023	Saturday	5.00	Withybush	Pembrokeshire	17:00	21:59	5.00
07/01/2023	Saturday	4.50	PPH	Carmarthenshire	18:00	22:29	4.50
07/01/2023	Saturday	4.00	PPH	Carmarthenshire	19:00	22:59	03:59:00
07/01/2023	Saturday	5.00	Withybush	Pembrokeshire	19:00	23:59	04:59:00
07/01/2023	Saturday	4.00	Llandysul	Ceredigion	19:00	22:59	03:59:00
07/01/2023	Saturday	9.00	GGH	Carmarthenshire	23:00	07:59	-0.63
07/01/2023	Saturday	9.00	GGH	Carmarthenshire	23:00	07:59	-0.63
08/01/2023	Sunday	4.00	PPH	Carmarthenshire	08:00	11:59	03:59:00
08/01/2023	Sunday	4.00	PPH	Carmarthenshire	10:00	13:59	03:59:00
08/01/2023	Sunday	4.00	Withybush	Pembrokeshire	11:00	14:59	03:59:00
08/01/2023	Sunday	6.00	PPH	Carmarthenshire	13:00	18:59	05:59:00
08/01/2023	Sunday	6.00	GGH	Carmarthenshire	13:00	18:59	05:59:00
08/01/2023	Sunday	4.00	PPH	Carmarthenshire	14:00	17:59	03:59:00
08/01/2023	Sunday	5.00	Withybush	Pembrokeshire	17:00	21:59	04:59:00
08/01/2023	Sunday	5.00	Withybush	Pembrokeshire	19:00	23:59	04:59:00
08/01/2023	Sunday	4.00	Llandysul	Ceredigion	19:00	22:59	03:59:00
08/01/2023	Sunday	9.00	BGH	Ceredigion	23:00	07:59	-0.63
08/01/2023	Sunday	9.00	GGH	Carmarthenshire	23:00	07:59	-0.63
09/01/2023	Monday	4.50	BGH	Ceredigion	18:30	22:59	04:29:00
09/01/2023	Monday	4.00	PPH	Carmarthenshire	18:30	22:29	03:59:00
09/01/2023	Monday	5.50	Withybush	Pembrokeshire	18:30	23:59	05:29:00
09/01/2023	Monday	5.00	Withybush	Pembrokeshire	19:00	23:58	04:58:00
09/01/2023	Monday	4.00	Llandysul	Ceredigion	19:00	22:59	03:59:00
09/01/2023	Monday	4.00	GGH	Carmarthenshire	19:30	23:29	03:59:00
09/01/2023	Monday	9.00	BGH	Ceredigion	23:00	07:59	-0.63
10/01/2023	Tuesday	4.00	Llandysul	Ceredigion	19:00	22:59	03:59:00
10/01/2023	Tuesday	5.00	Withybush	Pembrokeshire	19:00	23:58	04:58:00
11/01/2023	Wednesday	4.50	BGH	Ceredigion	18:30	22:59	04:29:00
11/01/2023	Wednesday	4.50	Withybush	Pembrokeshire	19:00	23:59	04:59:00
11/01/2023	Wednesday	9.00	BGH	Ceredigion	23:00	07:59	-0.63
11/01/2023	Wednesday	9.00	GGH	Carmarthenshire	23:30	07:59	-0.65
12/01/2023	Thursday	5.50	Withybush	Pembrokeshire	18:30	23:59	05:29:00
12/01/2023	Thursday	4.00	Llandysul	Ceredigion	19:00	22:59	03:59:00
12/01/2023	Thursday	4.00	PPH	Carmarthenshire	19:30	23:29	03:59:00
13/01/2023	Friday	5.50	Withybush	Pembrokeshire	18:30	23:59	05:29:00
13/01/2023	Friday	4.00	PPH	Carmarthenshire	19:30	23:29	03:59:00
14/01/2023	Saturday	5.00	Withybush	Pembrokeshire	08:00	12:59	04:59:00
14/01/2023	Saturday	5.00	Withybush	Pembrokeshire	08:00	12:59	04:59:00
14/01/2023	Saturday	5.00	Withybush	Pembrokeshire	09:00	13:59	04:59:00
14/01/2023	Saturday	4.00	Withybush	Pembrokeshire	09:00	12:59	03:59:00
14/01/2023	Saturday	4.00	PPH	Carmarthenshire	10:00	13:59	03:59:00
14/01/2023	Saturday	6.00	PPH	Carmarthenshire	12:00	17:59	05:59:00
14/01/2023	Saturday	6.00	PPH	Carmarthenshire	13:00	18:59	05:59:00
14/01/2023	Saturday	4.00	Withybush	Pembrokeshire	13:00	16:59	03:59:00
14/01/2023	Saturday	6.00	Withybush	Pembrokeshire	13:00	18:59	05:59:00

14/01/2023	Saturday	6.00	Withybush	Pembrokeshire	13:00	18:59	05:59:00
14/01/2023	Saturday	4.50	PPH	Carmarthenshire	18:00	22:29	04:29:00
14/01/2023	Saturday	4.00	PPH	Carmarthenshire	19:00	22:59	03:59:00
14/01/2023	Saturday	5.00	Withybush	Pembrokeshire	19:00	23:59	04:59:00
14/01/2023	Saturday	9.00	GGH	Carmarthenshire	23:00	07:59	-0.63
15/01/2023	Sunday	4.00	GGH	Carmarthenshire	08:00	11:59	03:59:00
15/01/2023	Sunday	5.00	Withybush	Pembrokeshire	08:00	12:59	04:59:00
15/01/2023	Sunday	5.00	Withybush	Pembrokeshire	09:00	13:59	04:59:00
15/01/2023	Sunday	4.00	PPH	Carmarthenshire	09:00	12:59	03:59:00
15/01/2023	Sunday	4.00	GGH	Carmarthenshire	09:00	12:59	03:59:00
15/01/2023	Sunday	4.00	PPH	Carmarthenshire	10:00	13:59	03:59:00
15/01/2023	Sunday	4.00	Withybush	Pembrokeshire	11:00	14:59	03:59:00
15/01/2023	Sunday	6.00	PPH	Carmarthenshire	12:00	17:59	05:59:00
15/01/2023	Sunday	6.00	PPH	Carmarthenshire	13:00	18:59	05:59:00
15/01/2023	Sunday	4.00	Withybush	Pembrokeshire	13:00	16:59	03:59:00
15/01/2023	Sunday	6.00	Withybush	Pembrokeshire	13:00	18:59	05:59:00
15/01/2023	Sunday	5.00	Withybush	Pembrokeshire	17:00	21:59	04:59:00
15/01/2023	Sunday	4.50	GGH	Carmarthenshire	18:00	22:29	04:29:00
15/01/2023	Sunday	4.50	PPH	Carmarthenshire	18:00	22:29	04:29:00
15/01/2023	Sunday	4.00	PPH	Carmarthenshire	19:00	22:59	03:59:00
15/01/2023	Sunday	4.00	GGH	Carmarthenshire	19:00	22:59	03:59:00
15/01/2023	Sunday	4.00	Llandysul	Ceredigion	19:00	22:59	03:59:00
15/01/2023	Sunday	5.00	Withybush	Pembrokeshire	19:00	23:59	04:59:00
15/01/2023	Sunday	9.00	BGH	Ceredigion	23:00	07:59	-0.63
15/01/2023	Sunday	9.00	GGH	Carmarthenshire	23:00	07:59	-0.63
16/01/2023	Monday	4.50	BGH	Ceredigion	18:30	22:59	04:29:00
16/01/2023	Monday	5.50	Withybush	Pembrokeshire	18:30	23:59	05:29:00
16/01/2023	Monday	4.00	Llandysul	Ceredigion	19:00	22:59	03:59:00
16/01/2023	Monday	9.00	BGH	Ceredigion	23:00	07:59	-0.63
17/01/2023	Tuesday	5.50	Withybush	Pembrokeshire	18:30	23:59	05:29:00
17/01/2023	Tuesday	4.00	Llandysul	Ceredigion	19:00	22:59	03:59:00
17/01/2023	Tuesday	5.00	Withybush	Pembrokeshire	19:00	23:58	04:58:00
17/01/2023	Tuesday	9.00	Withybush	Pembrokeshire	23:59	07:58	9.00
18/01/2023	Wednesday	5.50	Withybush	Pembrokeshire	18:30	23:59	05:29:00
18/01/2023	Wednesday	4.00	Llandysul	Ceredigion	19:00	22:59	03:59:00
18/01/2023	Wednesday	4.00	PPH	Carmarthenshire	19:30	23:29	03:59:00
18/01/2023	Wednesday	9.00	BGH	Ceredigion	23:00	07:59	9.00
18/01/2023	Wednesday	9.00	GGH	Carmarthenshire	23:30	07:59	9.00
18/01/2023	Wednesday	9.00	GGH	Carmarthenshire	23:30	07:59	9.00
19/01/2023	Thursday	4.00	Llandysul	Ceredigion	19:00	22:59	03:59:00
19/01/2023	Thursday	9.00	GGH	Carmarthenshire	23:30	07:59	9.00
21/01/2023	Saturday	10.00	BGH	Ceredigion	09:00	18:59	09:59:00
21/01/2023	Saturday	6.00	PPH	Carmarthenshire	12:00	17:59	05:59:00
21/01/2023	Saturday	6.00	PPH	Carmarthenshire	13:00	18:59	05:59:00
21/01/2023	Saturday	5.00	Withybush	Pembrokeshire	17:00	21:59	04:59:00
21/01/2023	Saturday	4.50	PPH	Carmarthenshire	18:00	22:29	04:29:00
21/01/2023	Saturday	4.00	PPH	Carmarthenshire	19:00	22:59	03:59:00
21/01/2023	Saturday	5.00	Withybush	Pembrokeshire	19:00	23:59	04:59:00
22/01/2023	Sunday	4.00	PPH	Carmarthenshire	09:00	12:59	03:59:00
22/01/2023	Sunday	6.00	PPH	Carmarthenshire	12:00	17:59	05:59:00
22/01/2023	Sunday	6.00	PPH	Carmarthenshire	13:00	18:59	05:59:00
22/01/2023	Sunday	5.00	Withybush	Pembrokeshire	17:00	21:59	04:59:00
22/01/2023	Sunday	6.00	Withybush	Pembrokeshire	19:00	23:59	04:59:00
22/01/2023	Sunday	4.00	Llandysul	Ceredigion	19:00	22:59	03:59:00
22/01/2023	Sunday	4.00	PPH	Carmarthenshire	19:00	22:59	03:59:00
23/01/2023	Monday	5.50	Withybush	Pembrokeshire	18:30	23:59	05:29:00
23/01/2023	Monday	5.00	Withybush	Pembrokeshire	19:00	23:58	04:58:00
23/01/2023	Monday	4.00	PPH	Carmarthenshire	19:30	23:29	03:59:00
23/01/2023	Monday	9.00	BGH	Ceredigion	23:00	07:59	9.00
23/01/2023	Monday	9.00	Withybush	Pembrokeshire	23:59	07:58	9.00
24/01/2023	Tuesday	5.50	Withybush	Pembrokeshire	18:30	23:59	05:29:00
24/01/2023	Tuesday	4.00	Llandysul	Ceredigion	19:00	22:59	03:59:00
24/01/2023	Tuesday	8.50	GGH	Carmarthenshire	23:30	07:59	8.50
25/01/2023	Wednesday	5.50	Withybush	Pembrokeshire	18:30	23:59	05:29:00
25/01/2023	Wednesday	4.00	Llandysul	Ceredigion	19:00	22:59	03:59:00
25/01/2023	Wednesday	8.50	GGH	Carmarthenshire	23:30	07:59	8.50
26/01/2023	Thursday	4.50	BGH	Ceredigion	18:30	22:59	04:29:00
26/01/2023	Thursday	9.00	BGH	Ceredigion	23:00	07:59	9.00
27/01/2023	Friday	4.50	BGH	Ceredigion	18:30	22:59	04:29:00
27/01/2023	Friday	9.00	BGH	Ceredigion	23:00	07:59	9.00
27/01/2023	Friday	9.00	GGH	Carmarthenshire	23:30	07:59	9.00

28/01/2023	Saturday	4.00	PPH	Carmarthenshire	09:00	12:59	03:59:00
28/01/2023	Saturday	4.00	PPH	Carmarthenshire	10:00	13:59	03:59:00
28/01/2023	Saturday	6.00	PPH	Carmarthenshire	12:00	17:59	05:59:00
28/01/2023	Saturday	6.00	PPH	Carmarthenshire	13:00	18:59	05:59:00
28/01/2023	Saturday	4.50	PPH	Carmarthenshire	18:00	22:29	04:29:00
28/01/2023	Saturday	4.00	PPH	Carmarthenshire	19:00	22:59	03:59:00
28/01/2023	Saturday	4.00	BGH	Ceredigion	19:00	22:59	03:59:00
28/01/2023	Saturday	5.00	Withybush	Pembrokeshire	19:00	23:59	04:59:00
28/01/2023	Saturday	9.00	BGH	Ceredigion	23:00	07:59	9.00
28/01/2023	Saturday	9.00	GGH	Carmarthenshire	23:00	07:59	9.00
29/01/2023	Sunday	4.00	PPH	Carmarthenshire	09:00	12:59	03:59:00
29/01/2023	Sunday	4.00	PPH	Carmarthenshire	10:00	13:59	03:59:00
29/01/2023	Sunday	6.00	PPH	Carmarthenshire	12:00	17:59	05:59:00
29/01/2023	Sunday	6.00	GGH	Carmarthenshire	12:00	17:59	05:59:00
29/01/2023	Sunday	6.00	GGH	Carmarthenshire	13:00	18:59	05:59:00
29/01/2023	Sunday	6.00	PPH	Carmarthenshire	13:00	18:59	05:59:00
29/01/2023	Sunday	4.50	GGH	Carmarthenshire	18:00	22:29	04:29:00
29/01/2023	Sunday	4.50	PPH	Carmarthenshire	18:00	22:29	04:29:00
29/01/2023	Sunday	4.00	PPH	Carmarthenshire	19:00	22:59	03:59:00
29/01/2023	Sunday	4.00	GGH	Carmarthenshire	19:00	22:59	03:59:00
29/01/2023	Sunday	5.00	Withybush	Pembrokeshire	19:00	23:59	04:59:00
29/01/2023	Sunday	4.00	Llandysul	Ceredigion	19:00	22:59	03:59:00
30/01/2023	Monday	4.50	BGH	Ceredigion	18:30	22:59	04:29:00
30/01/2023	Monday	5.50	Withybush	Pembrokeshire	18:30	23:59	05:29:00
30/01/2023	Monday	4.00	Llandysul	Ceredigion	19:00	22:59	03:59:00
30/01/2023	Monday	4.00	PPH	Carmarthenshire	19:30	23:29	03:59:00
30/01/2023	Monday	9.00	BGH	Ceredigion	23:00	07:59	9.00
31/01/2023	Tuesday	5.50	Withybush	Pembrokeshire	18:30	23:59	05:29:00
01/02/2023	Wednesday	5.50	Withybush	Pembrokeshire	18:30	23:59	05:29:00
01/02/2023	Wednesday	4.00	Llandysul	Ceredigion	19:00	22:59	03:59:00
01/02/2023	Wednesday	9.00	BGH	Ceredigion	23:00	07:59	9.00
01/02/2023	Wednesday	8.50	GGH	Carmarthenshire	23:30	07:59	8.50
02/02/2023	Thursday	4.50	BGH	Ceredigion	18:30	22:59	04:29:00
02/02/2023	Thursday	5.50	Withybush	Pembrokeshire	18:30	23:59	05:29:00
02/02/2023	Thursday	5.00	Withybush	Pembrokeshire	19:00	23:58	04:58:00
02/02/2023	Thursday	4.00	Llandysul	Ceredigion	19:00	22:59	03:59:00
02/02/2023	Thursday	9.00	BGH	Ceredigion	23:00	07:59	9.00
02/02/2023	Thursday	8.00	Withybush	Pembrokeshire	23:59	07:58	8.00
03/02/2023	Friday	5.50	Withybush	Pembrokeshire	18:30	23:59	05:29:00
03/02/2023	Friday	4.00	Llandysul	Ceredigion	19:00	22:59	03:59:00
04/02/2023	Saturday	7.00	BGH	Ceredigion	08:00	14:59	06:59:00
04/02/2023	Saturday	5.00	Withybush	Pembrokeshire	08:00	12:59	04:59:00
04/02/2023	Saturday	4.00	Withybush	Pembrokeshire	09:00	12:59	03:59:00
04/02/2023	Saturday	10.00	Llandysul	Ceredigion	09:00	18:59	09:59:00
04/02/2023	Saturday	5.00	Withybush	Pembrokeshire	09:00	13:59	04:59:00
04/02/2023	Saturday	6.00	Withybush	Pembrokeshire	13:00	18:59	05:59:00
04/02/2023	Saturday	6.00	Withybush	Pembrokeshire	13:00	18:59	05:59:00
04/02/2023	Saturday	6.00	PPH	Carmarthenshire	13:00	18:59	05:59:00
04/02/2023	Saturday	4.50	PPH	Carmarthenshire	18:00	22:29	04:29:00
04/02/2023	Saturday	5.00	Withybush	Pembrokeshire	19:00	23:59	04:59:00
04/02/2023	Saturday	4.00	Llandysul	Ceredigion	19:00	22:59	03:59:00
04/02/2023	Saturday	9.00	GGH	Carmarthenshire	23:00	07:59	9.00
05/02/2023	Sunday	5.00	Withybush	Pembrokeshire	08:00	12:59	04:59:00
05/02/2023	Sunday	7.00	BGH	Ceredigion	08:00	14:59	06:59:00
05/02/2023	Sunday	5.00	Withybush	Pembrokeshire	09:00	13:59	04:59:00
05/02/2023	Sunday	4.00	GGH	Carmarthenshire	09:00	12:59	03:59:00
05/02/2023	Sunday	4.00	PPH	Carmarthenshire	10:00	13:59	03:59:00
05/02/2023	Sunday	4.00	Withybush	Pembrokeshire	11:00	14:59	03:59:00
05/02/2023	Sunday	6.00	PPH	Carmarthenshire	12:00	17:59	05:59:00
05/02/2023	Sunday	6.00	PPH	Carmarthenshire	13:00	18:59	05:59:00
05/02/2023	Sunday	4.00	Withybush	Pembrokeshire	13:00	16:59	03:59:00
05/02/2023	Sunday	6.00	Withybush	Pembrokeshire	13:00	18:59	05:59:00
05/02/2023	Sunday	5.00	Withybush	Pembrokeshire	17:00	21:59	04:59:00
05/02/2023	Sunday	4.50	GGH	Carmarthenshire	18:00	22:29	04:29:00
05/02/2023	Sunday	4.00	Llandysul	Ceredigion	19:00	22:59	03:59:00
05/02/2023	Sunday	5.00	Withybush	Pembrokeshire	19:00	23:59	04:59:00
05/02/2023	Sunday	9.00	BGH	Ceredigion	23:00	07:59	9.00
06/02/2023	Monday	4.50	BGH	Ceredigion	18:30	22:59	04:29:00
06/02/2023	Monday	5.50	Withybush	Pembrokeshire	18:30	23:59	05:29:00
06/02/2023	Monday	5.50	Withybush	Pembrokeshire	18:30	23:59	05:29:00
06/02/2023	Monday	4.00	Llandysul	Ceredigion	19:00	22:59	03:59:00



07/02/2023	Tuesday	5.50	Withybush	Pembrokeshire	09:00	14:29	05:29:00
07/02/2023	Tuesday	5.00	Withybush	Pembrokeshire	19:00	23:59	04:59:00
07/02/2023	Tuesday	4.00	PPH	Carmarthenshire	19:30	23:29	03:59:00
09/02/2023	Thursday	4.00	PPH	Carmarthenshire	18:30	22:29	03:59:00
09/02/2023	Thursday	5.50	Withybush	Pembrokeshire	18:30	23:59	05:29:00
10/02/2023	Friday	5.50	Withybush	Pembrokeshire	18:30	23:59	05:29:00
11/02/2023	Saturday	4.00	PPH	Carmarthenshire	08:00	11:59	03:59:00
11/02/2023	Saturday	5.00	Withybush	Pembrokeshire	08:00	12:59	04:59:00
11/02/2023	Saturday	4.00	PPH	Carmarthenshire	10:00	13:59	03:59:00
11/02/2023	Saturday	6.00	PPH	Carmarthenshire	12:00	17:59	05:59:00
11/02/2023	Saturday	5.00	Withybush	Pembrokeshire	17:00	21:59	04:59:00
11/02/2023	Saturday	4.50	PPH	Carmarthenshire	18:00	22:29	04:29:00
11/02/2023	Saturday	4.00	PPH	Carmarthenshire	19:00	22:59	03:59:00
11/02/2023	Saturday	5.00	Withybush	Pembrokeshire	19:00	23:59	04:59:00
12/02/2023	Sunday	4.00	PPH	Carmarthenshire	08:00	11:59	03:59:00
12/02/2023	Sunday	4.00	PPH	Carmarthenshire	09:00	12:59	03:59:00
12/02/2023	Sunday	4.00	PPH	Carmarthenshire	10:00	13:59	03:59:00
12/02/2023	Sunday	4.00	Withybush	Pembrokeshire	11:00	14:59	03:59:00
12/02/2023	Sunday	6.00	PPH	Carmarthenshire	12:00	17:59	05:59:00
12/02/2023	Sunday	6.00	PPH	Carmarthenshire	13:00	18:59	05:59:00
12/02/2023	Sunday	6.00	GGH	Carmarthenshire	13:00	18:59	05:59:00
12/02/2023	Sunday	6.00	Withybush	Pembrokeshire	17:00	21:59	04:59:00
12/02/2023	Sunday	5.00	Withybush	Pembrokeshire	19:00	23:59	04:59:00
12/02/2023	Sunday	4.00	GGH	Carmarthenshire	19:00	22:59	03:59:00
12/02/2023	Sunday	4.00	PPH	Carmarthenshire	19:00	22:59	03:59:00
12/02/2023	Sunday	4.00	Llandysul	Ceredigion	19:00	22:59	03:59:00
13/02/2023	Monday	4.50	BGH	Ceredigion	18:30	22:59	04:29:00
13/02/2023	Monday	4.00	Llandysul	Ceredigion	19:00	22:59	03:59:00
13/02/2023	Monday	9.00	BGH	Ceredigion	23:00	07:59	9.00
14/02/2023	Tuesday	5.50	Withybush	Pembrokeshire	18:30	23:59	05:29:00
15/02/2023	Wednesday	5.50	Withybush	Pembrokeshire	18:30	23:59	05:29:00
16/02/2023	Thursday	4.00	Llandysul	Ceredigion	19:00	22:59	03:59:00
17/02/2023	Friday	4.00	Llandysul	Ceredigion	19:00	22:59	03:59:00
17/02/2023	Friday	4.00	PPH	Carmarthenshire	19:30	23:29	03:59:00
18/02/2023	Saturday	6.00	PPH	Carmarthenshire	13:00	18:59	05:59:00
18/02/2023	Saturday	4.50	PPH	Carmarthenshire	18:00	22:29	04:29:00
18/02/2023	Saturday	4.00	PPH	Carmarthenshire	19:00	22:59	03:59:00
18/02/2023	Saturday	4.00	Llandysul	Ceredigion	19:00	22:59	03:59:00
18/02/2023	Saturday	5.00	Withybush	Pembrokeshire	19:00	23:59	04:59:00
19/02/2023	Sunday	4.00	PPH	Carmarthenshire	10:00	13:59	03:59:00
19/02/2023	Sunday	6.00	GGH	Carmarthenshire	13:00	18:59	05:59:00
19/02/2023	Sunday	4.00	Llandysul	Ceredigion	19:00	22:59	03:59:00
19/02/2023	Sunday	4.00	BGH	Ceredigion	19:00	22:59	03:59:00
19/02/2023	Sunday	5.00	Withybush	Pembrokeshire	19:00	23:59	04:59:00
19/02/2023	Sunday	9.00	BGH	Ceredigion	23:00	07:59	9.00
20/02/2023	Monday	5.00	BGH	Ceredigion	08:00	12:59	04:59:00
20/02/2023	Monday	5.50	BGH	Ceredigion	13:00	18:29	05:29:00
20/02/2023	Monday	4.50	BGH	Ceredigion	18:30	22:59	04:29:00
20/02/2023	Monday	4.00	Llandysul	Ceredigion	19:00	22:59	03:59:00
20/02/2023	Monday	9.00	BGH	Ceredigion	23:00	07:59	9.00
20/02/2023	Monday	8.50	GGH	Carmarthenshire	23:30	07:59	8.50
21/02/2023	Tuesday	5.00	GGH	Carmarthenshire	08:00	12:59	04:59:00
21/02/2023	Tuesday	5.50	GGH	Carmarthenshire	13:00	18:29	05:29:00
21/02/2023	Tuesday	4.00	Llandysul	Ceredigion	19:00	22:59	03:59:00
21/02/2023	Tuesday	8.50	GGH	Carmarthenshire	23:30	07:59	8.50
21/02/2023	Tuesday	8.50	GGH	Carmarthenshire	23:30	07:59	8.50
22/02/2023	Wednesday	5.00	GGH	Carmarthenshire	08:00	12:59	04:59:00
22/02/2023	Wednesday	5.50	BGH	Ceredigion	13:00	18:29	05:29:00
22/02/2023	Wednesday	4.00	Llandysul	Ceredigion	19:00	22:59	03:59:00
22/02/2023	Wednesday	8.50	GGH	Carmarthenshire	23:30	07:59	8.50
22/02/2023	Wednesday	8.00	Withybush	Pembrokeshire	23:59	07:58	8.00
23/02/2023	Thursday	4.00	Llandysul	Ceredigion	19:00	22:59	03:59:00
23/02/2023	Thursday	8.50	GGH	Carmarthenshire	23:30	07:59	8.50
23/02/2023	Thursday	8.50	GGH	Carmarthenshire	23:30	07:59	8.50
24/02/2023	Friday	5.50	Withybush	Pembrokeshire	18:30	23:59	05:29:00
24/02/2023	Friday	5.00	Withybush	Pembrokeshire	19:00	23:58	04:58:00
24/02/2023	Friday	4.00	Llandysul	Ceredigion	19:00	22:59	03:59:00
24/02/2023	Friday	4.00	PPH	Carmarthenshire	19:30	23:29	03:59:00
24/02/2023	Friday	8.50	GGH	Carmarthenshire	23:30	07:59	8.50
24/02/2023	Friday	8.00	Withybush	Pembrokeshire	23:59	07:58	8.00
25/02/2023	Saturday	5.00	Withybush	Pembrokeshire	08:00	12:59	04:59:00

25/02/2023	Saturday	4.00	PPH	Carmarthenshire	09:00	12:59	03:59:00
25/02/2023	Saturday	4.00	PPH	Carmarthenshire	10:00	13:59	03:59:00
25/02/2023	Saturday	4.00	GGH	Carmarthenshire	10:00	13:59	03:59:00
25/02/2023	Saturday	5.00	Withybush	Pembrokeshire	17:00	21:59	04:59:00
25/02/2023	Saturday	4.50	PPH	Carmarthenshire	18:00	22:29	04:29:00
25/02/2023	Saturday	4.00	Llandysul	Ceredigion	19:00	22:59	03:59:00
25/02/2023	Saturday	4.00	PPH	Carmarthenshire	19:00	22:59	03:59:00
26/02/2023	Sunday	5.00	Withybush	Pembrokeshire	08:00	12:59	04:59:00
26/02/2023	Sunday	4.00	PPH	Carmarthenshire	09:00	12:59	03:59:00
26/02/2023	Sunday	6.00	GGH	Carmarthenshire	12:00	17:59	05:59:00
26/02/2023	Sunday	6.00	PPH	Carmarthenshire	12:00	17:59	05:59:00
26/02/2023	Sunday	6.00	PPH	Carmarthenshire	13:00	18:59	05:59:00
26/02/2023	Sunday	5.00	Withybush	Pembrokeshire	17:00	21:59	04:59:00
26/02/2023	Sunday	4.00	PPH	Carmarthenshire	19:00	22:59	03:59:00
26/02/2023	Sunday	4.00	Llandysul	Ceredigion	19:00	22:59	03:59:00
26/02/2023	Sunday	5.00	Withybush	Pembrokeshire	19:00	23:59	04:59:00
26/02/2023	Sunday	9.00	BGH	Ceredigion	23:00	07:59	9.00
27/02/2023	Monday	4.50	BGH	Ceredigion	18:30	22:59	04:29:00
27/02/2023	Monday	4.00	Llandysul	Ceredigion	19:00	22:59	03:59:00
27/02/2023	Monday	9.00	BGH	Ceredigion	23:00	07:59	9.00
02/03/2023	Thursday	4.00	Llandysul	Ceredigion	19:00	22:59	03:59:00
02/03/2023	Thursday	4.00	PPH	Carmarthenshire	19:30	23:29	03:59:00
02/03/2023	Thursday	8.50	GGH	Carmarthenshire	23:30	07:59	8.50
02/03/2023	Thursday	8.50	GGH	Carmarthenshire	23:30	07:59	8.50
03/03/2023	Friday	5.50	Withybush	Pembrokeshire	18:30	23:59	05:29:00
03/03/2023	Friday	8.50	GGH	Carmarthenshire	23:30	07:59	8.50
04/03/2023	Saturday	5.00	Withybush	Pembrokeshire	09:00	13:59	04:59:00
04/03/2023	Saturday	7.00	PPH	Carmarthenshire	10:00	16:59	06:59:00
04/03/2023	Saturday	5.00	Withybush	Pembrokeshire	13:00	18:59	05:59:00
04/03/2023	Saturday	4.50	PPH	Carmarthenshire	18:00	22:29	04:29:00
04/03/2023	Saturday	4.00	PPH	Carmarthenshire	19:00	22:59	03:59:00
04/03/2023	Saturday	5.00	Withybush	Pembrokeshire	19:00	23:59	04:59:00
04/03/2023	Saturday	4.00	Llandysul	Ceredigion	19:00	22:59	03:59:00
04/03/2023	Saturday	9.00	GGH	Carmarthenshire	23:00	07:59	9.00
05/03/2023	Sunday	4.00	GGH	Carmarthenshire	09:00	12:59	03:59:00
05/03/2023	Sunday	4.00	Withybush	Pembrokeshire	11:00	14:59	03:59:00
05/03/2023	Sunday	4.00	Withybush	Pembrokeshire	13:00	16:59	03:59:00
05/03/2023	Sunday	6.00	GGH	Carmarthenshire	13:00	18:59	05:59:00
05/03/2023	Sunday	5.00	Withybush	Pembrokeshire	17:00	21:59	04:59:00
05/03/2023	Sunday	5.00	Withybush	Pembrokeshire	19:00	23:59	04:59:00
05/03/2023	Sunday	4.00	Llandysul	Ceredigion	19:00	22:59	03:59:00
06/03/2023	Monday	5.50	Withybush	Pembrokeshire	18:30	23:59	05:29:00
06/03/2023	Monday	9.00	BGH	Ceredigion	23:00	07:59	9.00
07/03/2023	Tuesday	8.00	Withybush	Pembrokeshire	23:59	07:58	8.00
09/03/2023	Thursday	4.00	Llandysul	Ceredigion	19:00	22:59	03:59:00
10/03/2023	Friday	8.50	GGH	Carmarthenshire	23:30	07:59	8.50
11/03/2023	Saturday	4.00	PPH	Carmarthenshire	19:00	22:59	03:59:00
11/03/2023	Saturday	4.00	Llandysul	Ceredigion	19:00	22:59	03:59:00
11/03/2023	Saturday	5.00	Withybush	Pembrokeshire	19:00	23:59	04:59:00
11/03/2023	Saturday	9.00	GGH	Carmarthenshire	23:00	07:59	9.00
11/03/2023	Saturday	9.00	GGH	Carmarthenshire	23:00	07:59	9.00
12/03/2023	Sunday	4.00	PPH	Carmarthenshire	10:00	13:59	03:59:00
12/03/2023	Sunday	4.00	Withybush	Pembrokeshire	11:00	14:59	03:59:00
12/03/2023	Sunday	6.00	GGH	Carmarthenshire	12:00	17:59	05:59:00
12/03/2023	Sunday	5.00	Withybush	Pembrokeshire	14:00	18:59	04:59:00
12/03/2023	Sunday	5.00	Withybush	Pembrokeshire	17:00	21:59	04:59:00
12/03/2023	Sunday	5.00	Withybush	Pembrokeshire	19:00	23:59	04:59:00
12/03/2023	Sunday	4.00	Llandysul	Ceredigion	19:00	22:59	03:59:00
12/03/2023	Sunday	4.00	PPH	Carmarthenshire	19:00	22:59	03:59:00
13/03/2023	Monday	4.50	BGH	Ceredigion	18:30	22:59	04:29:00
13/03/2023	Monday	4.00	Llandysul	Ceredigion	19:00	22:59	03:59:00
13/03/2023	Monday	9.00	BGH	Ceredigion	23:00	07:59	9.00
13/03/2023	Monday	8.00	Withybush	Pembrokeshire	23:59	07:58	8.00
14/03/2023	Tuesday	4.00	PPH	Carmarthenshire	18:30	22:29	03:59:00
14/03/2023	Tuesday	4.00	Llandysul	Ceredigion	19:00	22:59	03:59:00
15/03/2023	Wednesday	4.00	PPH	Carmarthenshire	19:30	23:29	03:59:00
16/03/2023	Thursday	4.00	Llandysul	Ceredigion	19:00	22:59	03:59:00
18/03/2023	Saturday	5.00	Withybush	Pembrokeshire	08:00	12:59	04:59:00
18/03/2023	Saturday	5.00	Withybush	Pembrokeshire	08:00	12:59	04:59:00
18/03/2023	Saturday	4.00	Withybush	Pembrokeshire	09:00	12:59	03:59:00
18/03/2023	Saturday	4.00	PPH	Carmarthenshire	09:00	12:59	03:59:00

18/03/2023	Saturday	6.00	Withybush	Pembrokeshire	13:00	18:59	05:59:00
18/03/2023	Saturday	4.00	Withybush	Pembrokeshire	13:00	16:59	03:59:00
18/03/2023	Saturday	6.00	Withybush	Pembrokeshire	13:00	18:59	05:59:00
18/03/2023	Saturday	4.50	PPH	Carmarthenshire	18:00	22:29	04:29:00
18/03/2023	Saturday	4.00	Llandysul	Ceredigion	19:00	22:59	03:59:00
18/03/2023	Saturday	9.00	GGH	Carmarthenshire	23:00	07:59	9.00
19/03/2023	Sunday	5.00	Withybush	Pembrokeshire	08:00	12:59	04:59:00
19/03/2023	Sunday	5.00	Withybush	Pembrokeshire	08:00	12:59	04:59:00
19/03/2023	Sunday	5.00	Withybush	Pembrokeshire	09:00	13:59	04:59:00
19/03/2023	Sunday	4.00	PPH	Carmarthenshire	10:00	13:59	03:59:00
19/03/2023	Sunday	6.00	GGH	Carmarthenshire	12:00	17:59	05:59:00
19/03/2023	Sunday	4.00	Withybush	Pembrokeshire	13:00	16:59	03:59:00
19/03/2023	Sunday	6.00	Withybush	Pembrokeshire	13:00	18:59	05:59:00
19/03/2023	Sunday	5.00	Withybush	Pembrokeshire	17:00	21:59	04:59:00
19/03/2023	Sunday	5.00	Withybush	Pembrokeshire	19:00	23:59	04:59:00
19/03/2023	Sunday	4.00	Llandysul	Ceredigion	19:00	22:59	03:59:00
19/03/2023	Sunday	9.00	BGH	Ceredigion	23:00	07:59	9.00
20/03/2023	Monday	4.50	BGH	Ceredigion	18:30	22:59	04:29:00
20/03/2023	Monday	5.00	Withybush	Pembrokeshire	19:00	23:58	04:58:00
20/03/2023	Monday	9.00	BGH	Ceredigion	23:00	07:59	9.00
20/03/2023	Monday	8.50	GGH	Carmarthenshire	23:30	07:59	8.50
20/03/2023	Monday	8.00	Withybush	Pembrokeshire	23:59	07:58	8.00
21/03/2023	Tuesday	4.00	Llandysul	Ceredigion	19:00	22:59	03:59:00
22/03/2023	Wednesday	9.00	BGH	Ceredigion	23:00	07:59	9.00
23/03/2023	Thursday	4.00	PPH	Carmarthenshire	18:30	22:29	03:59:00
23/03/2023	Thursday	4.00	Llandysul	Ceredigion	19:00	22:59	03:59:00
23/03/2023	Thursday	4.00	PPH	Carmarthenshire	19:30	23:29	03:59:00
23/03/2023	Thursday	8.00	Withybush	Pembrokeshire	23:59	07:58	8.00
24/03/2023	Friday	4.00	Llandysul	Ceredigion	19:00	22:59	03:59:00
24/03/2023	Friday	5.00	Withybush	Pembrokeshire	19:00	23:58	04:58:00
24/03/2023	Friday	8.50	GGH	Carmarthenshire	23:30	07:59	8.50
24/03/2023	Friday	8.00	Withybush	Pembrokeshire	23:59	07:58	8.00
25/03/2023	Saturday	4.00	PPH	Carmarthenshire	09:00	12:59	03:59:00
25/03/2023	Saturday	4.00	PPH	Carmarthenshire	10:00	13:59	03:59:00
25/03/2023	Saturday	6.00	Withybush	Pembrokeshire	13:00	18:59	05:59:00
25/03/2023	Saturday	4.50	GGH	Carmarthenshire	14:30	18:59	04:29:00
25/03/2023	Saturday	4.50	PPH	Carmarthenshire	18:00	22:29	04:29:00
25/03/2023	Saturday	4.00	Llandysul	Ceredigion	19:00	22:59	03:59:00
25/03/2023	Saturday	9.00	GGH	Carmarthenshire	23:00	07:59	9.00
26/03/2023	Sunday	4.00	PPH	Carmarthenshire	10:00	13:59	03:59:00
26/03/2023	Sunday	3.00	Withybush	Pembrokeshire	19:00	21:59	02:59:00
26/03/2023	Sunday	5.00	Withybush	Pembrokeshire	19:00	23:59	04:59:00
26/03/2023	Sunday	4.00	BGH	Ceredigion	19:00	22:59	03:59:00
26/03/2023	Sunday	4.00	Llandysul	Ceredigion	19:00	22:59	03:59:00
26/03/2023	Sunday	9.00	BGH	Ceredigion	23:00	07:59	9.00
26/03/2023	Sunday	9.00	GGH	Carmarthenshire	23:00	07:59	9.00
27/03/2023	Monday	4.00	PPH	Carmarthenshire	18:30	22:29	03:59:00
27/03/2023	Monday	4.00	Llandysul	Ceredigion	19:00	22:59	03:59:00
27/03/2023	Monday	4.00	PPH	Carmarthenshire	19:30	23:29	03:59:00
27/03/2023	Monday	9.00	BGH	Ceredigion	23:00	07:59	9.00
28/03/2023	Tuesday	4.00	Llandysul	Ceredigion	19:00	22:59	03:59:00
30/03/2023	Thursday	4.00	PPH	Carmarthenshire	18:30	22:29	03:59:00
30/03/2023	Thursday	4.00	Llandysul	Ceredigion	19:00	22:59	03:59:00
30/03/2023	Thursday	8.50	GGH	Carmarthenshire	23:30	07:59	8.50
31/03/2023	Friday	5.50	Withybush	Pembrokeshire	18:30	23:59	05:29:00
31/03/2023	Friday	4.00	PPH	Carmarthenshire	19:30	23:29	03:59:00
31/03/2023	Friday	4.00	GGH	Carmarthenshire	19:30	23:29	03:59:00
31/03/2023	Friday	4.00	GGH	Carmarthenshire	23:30	07:59	8.50
01/04/2023	Saturday	10.00	Llandysul	Ceredigion	09:00	18:59	09:59:00
01/04/2023	Saturday	5.00	Withybush	Pembrokeshire	09:00	13:59	04:59:00
01/04/2023	Saturday	4.00	Withybush	Pembrokeshire	09:00	12:59	03:59:00
01/04/2023	Saturday	7.00	PPH	Carmarthenshire	10:00	16:59	06:59:00
01/04/2023	Saturday	5.00	PPH	Carmarthenshire	13:00	18:59	05:59:00
01/04/2023	Saturday	5.00	Withybush	Pembrokeshire	13:00	18:59	05:59:00
01/04/2023	Saturday	4.00	Withybush	Pembrokeshire	13:00	16:59	03:59:00
01/04/2023	Saturday	4.50	PPH	Carmarthenshire	18:00	22:29	04:29:00
01/04/2023	Saturday	4.00	PPH	Carmarthenshire	19:00	22:59	03:59:00
01/04/2023	Saturday	5.00	Withybush	Pembrokeshire	19:00	23:59	04:59:00
02/04/2023	Sunday	5.00	Withybush	Pembrokeshire	09:00	13:59	04:59:00
02/04/2023	Sunday	4.00	GGH	Carmarthenshire	10:00	13:59	03:59:00
02/04/2023	Sunday	4.00	PPH	Carmarthenshire	10:00	13:59	03:59:00

02/04/2023	Sunday	4.00	Withybush	Pembrokeshire	11:00	14:59	03:59:00
02/04/2023	Sunday	4.00	Withybush	Pembrokeshire	13:00	16:59	03:59:00
02/04/2023	Sunday	5.00	Withybush	Pembrokeshire	17:00	21:59	04:59:00
02/04/2023	Sunday	4.50	PPH	Carmarthenshire	18:00	22:29	04:29:00
02/04/2023	Sunday	4.00	Llandysul	Ceredigion	19:00	22:59	03:59:00
02/04/2023	Sunday	5.00	Withybush	Pembrokeshire	19:00	23:59	04:59:00
02/04/2023	Sunday	9.00	GGH	Carmarthenshire	23:00	07:59	9.00
02/04/2023	Sunday	9.00	BGH	Ceredigion	23:00	07:59	9.00
03/04/2023	Monday	4.00	Llandysul	Ceredigion	19:00	22:59	03:59:00
03/04/2023	Monday	4.00	PPH	Carmarthenshire	19:30	23:29	03:59:00
03/04/2023	Monday	8.50	GGH	Carmarthenshire	23:30	07:59	8.50
03/04/2023	Monday	8.50	GGH	Carmarthenshire	23:30	07:59	8.50
04/04/2023	Tuesday	4.00	Llandysul	Ceredigion	19:00	22:59	03:59:00
04/04/2023	Tuesday	8.50	GGH	Carmarthenshire	23:30	07:59	8.50
05/04/2023	Wednesday	4.00	PPH	Carmarthenshire	19:30	23:29	03:59:00
05/04/2023	Wednesday	8.50	GGH	Carmarthenshire	23:30	07:59	8.50
06/04/2023	Thursday	4.00	PPH	Carmarthenshire	18:30	22:29	03:59:00
06/04/2023	Thursday	4.00	Llandysul	Ceredigion	19:00	22:59	03:59:00
07/04/2023	Friday	5.00	Withybush	Pembrokeshire	09:00	13:59	04:59:00
07/04/2023	Friday	2.00	Withybush	Pembrokeshire	11:00	12:59	01:59:00
07/04/2023	Friday	4.50	PPH	Carmarthenshire	18:00	22:29	04:29:00
07/04/2023	Friday	4.50	PPH	Carmarthenshire	19:00	23:29	04:29:00
07/04/2023	Friday	8.50	GGH	Carmarthenshire	23:30	07:59	8.50
08/04/2023	Saturday	4.00	PPH	Carmarthenshire	09:00	12:59	03:59:00
08/04/2023	Saturday	10.00	Llandysul	Ceredigion	09:00	18:59	09:59:00
08/04/2023	Saturday	4.00	PPH	Carmarthenshire	10:00	13:59	03:59:00
08/04/2023	Saturday	4.50	PPH	Carmarthenshire	18:00	22:29	04:29:00
09/04/2023	Sunday	5.00	Withybush	Pembrokeshire	08:00	12:59	5.00
09/04/2023	Sunday	7.00	BGH	Ceredigion	08:00	14:59	06:59:00
09/04/2023	Sunday	4.00	PPH	Carmarthenshire	09:00	12:59	03:59:00
09/04/2023	Sunday	5.00	Withybush	Pembrokeshire	09:00	13:59	04:59:00
09/04/2023	Sunday	4.00	PPH	Carmarthenshire	10:00	13:59	03:59:00
09/04/2023	Sunday	4.00	Withybush	Pembrokeshire	11:00	14:59	03:59:00
09/04/2023	Sunday	4.50	PPH	Carmarthenshire	18:00	22:29	04:29:00
09/04/2023	Sunday	4.50	GGH	Carmarthenshire	18:00	22:29	04:29:00
09/04/2023	Sunday	4.00	Llandysul	Ceredigion	19:00	22:59	03:59:00
09/04/2023	Sunday	9.00	GGH	Carmarthenshire	23:00	07:59	9.00
10/04/2023	Monday	4.00	GGH	Carmarthenshire	08:00	11:59	03:59:00
10/04/2023	Monday	3.00	PPH	Carmarthenshire	10:00	12:59	02:59:00
10/04/2023	Monday	2.00	Withybush	Pembrokeshire	11:00	12:59	01:59:00
10/04/2023	Monday	6.00	PPH	Carmarthenshire	12:00	17:59	05:59:00
10/04/2023	Monday	6.00	Withybush	Pembrokeshire	13:00	18:59	05:59:00
10/04/2023	Monday	4.00	PPH	Carmarthenshire	18:30	22:29	03:59:00
10/04/2023	Monday	8.50	GGH	Carmarthenshire	23:30	07:59	8.50
11/04/2023	Tuesday	4.00	Llandysul	Ceredigion	19:00	22:59	03:59:00
11/04/2023	Tuesday	4.00	PPH	Carmarthenshire	19:30	23:29	03:59:00
11/04/2023	Tuesday	8.50	GGH	Carmarthenshire	23:30	07:59	8.50
13/04/2023	Thursday	8.50	GGH	Carmarthenshire	23:30	07:59	8.50
15/04/2023	Saturday	4.00	PPH	Carmarthenshire	10:00	13:59	03:59:00
15/04/2023	Saturday	4.00	GGH	Carmarthenshire	10:00	13:59	03:59:00
15/04/2023	Saturday	6.00	PPH	Carmarthenshire	13:00	18:59	05:59:00
15/04/2023	Saturday	4.50	PPH	Carmarthenshire	18:00	22:29	04:29:00
15/04/2023	Saturday	4.00	PPH	Carmarthenshire	19:00	22:59	03:59:00
15/04/2023	Saturday	5.00	Withybush	Pembrokeshire	19:00	23:59	04:59:00
15/04/2023	Saturday	9.00	GGH	Carmarthenshire	23:00	07:59	9.00
15/04/2023	Saturday	8.00	Withybush	Pembrokeshire	23:59	07:58	8.00
16/04/2023	Sunday	4.00	Withybush	Pembrokeshire	09:00	12:59	03:59:00
16/04/2023	Sunday	2.00	GGH	Carmarthenshire	12:00	13:59	01:59:00
16/04/2023	Sunday	2.00	GGH	Carmarthenshire	16:00	17:59	01:59:00
16/04/2023	Sunday	4.00	PPH	Carmarthenshire	19:00	22:59	03:59:00
17/04/2023	Monday	4.00	Llandysul	Ceredigion	19:00	22:59	03:59:00
17/04/2023	Monday	4.00	PPH	Carmarthenshire	19:30	23:29	03:59:00
20/04/2023	Thursday	4.00	Llandysul	Ceredigion	19:00	22:59	03:59:00
20/04/2023	Thursday	8.50	GGH	Carmarthenshire	23:30	07:59	8.50
22/04/2023	Saturday	5.00	Withybush	Pembrokeshire	08:00	12:59	04:59:00
22/04/2023	Saturday	4.00	Withybush	Pembrokeshire	09:00	12:59	03:59:00
22/04/2023	Saturday	4.00	Withybush	Pembrokeshire	13:00	16:59	03:59:00
22/04/2023	Saturday	4.00	Withybush	Pembrokeshire	13:00	16:59	03:59:00
22/04/2023	Saturday	4.50	PPH	Carmarthenshire	18:00	22:29	04:29:00
22/04/2023	Saturday	4.00	PPH	Carmarthenshire	19:00	22:59	03:59:00
22/04/2023	Saturday	9.00	GGH	Carmarthenshire	23:00	07:59	9.00

23/04/2023	Sunday	5.00	Withybush	Pembrokeshire	08:00	12:59	04:59:00
23/04/2023	Sunday	5.00	Withybush	Pembrokeshire	08:00	12:59	04:59:00
23/04/2023	Sunday	5.00	Withybush	Pembrokeshire	09:00	13:59	04:59:00
24/04/2023	Monday	4.00	Llandysul	Ceredigion	19:00	22:59	03:59:00
27/04/2023	Thursday	8.00	Withybush	Pembrokeshire	23:59	07:58	8.00
29/04/2023	Saturday	7.00	BGH	Ceredigion	08:00	14:59	06:59:00
29/04/2023	Saturday	4.00	PPH	Carmarthenshire	09:00	12:59	03:59:00
29/04/2023	Saturday	9.00	PPH	Carmarthenshire	23:00	07:59	9.00
30/04/2023	Sunday	4.00	GGH	Carmarthenshire	10:00	13:59	03:59:00
30/04/2023	Sunday	9.00	BGH	Ceredigion	23:00	07:59	9.00
30/04/2023	Sunday	9.00	PPH	Carmarthenshire	23:00	07:59	9.00
01/05/2023	Monday	4.00	GGH	Carmarthenshire	09:00	12:59	03:59:00
01/05/2023	Monday	8.50	PPH	Carmarthenshire	23:30	07:59	8.50
06/05/2023	Saturday	4.00	PPH	Carmarthenshire	19:00	22:59	03:59:00
06/05/2023	Saturday	9.00	Llandysul	Ceredigion	23:00	07:59	9.00
07/05/2023	Sunday	4.50	PPH	Carmarthenshire	18:00	22:29	04:29:00
08/05/2023	Monday	4.00	PPH	Carmarthenshire	18:30	22:29	03:59:00
09/05/2023	Tuesday	4.50	BGH	Ceredigion	18:30	22:59	04:29:00
09/05/2023	Tuesday	4.00	Llandysul	Ceredigion	19:00	22:59	03:59:00
09/05/2023	Tuesday	9.00	BGH	Ceredigion	23:00	07:59	9.00
10/05/2023	Wednesday	4.00	PPH	Carmarthenshire	18:30	22:29	03:59:00
11/05/2023	Thursday	4.00	PPH	Carmarthenshire	19:30	23:29	03:59:00
11/05/2023	Thursday	8.50	GGH	Carmarthenshire	23:30	07:59	8.50
11/05/2023	Thursday	8.50	GGH	Carmarthenshire	23:30	07:59	8.50
13/05/2023	Saturday	3.00	PPH	Carmarthenshire	09:00	12:59	03:59:00
13/05/2023	Saturday	3.00	Withybush	Pembrokeshire	15:00	18:59	03:59:00
13/05/2023	Saturday	4.50	GGH	Carmarthenshire	18:00	22:29	04:29:00
13/05/2023	Saturday	4.00	PPH	Carmarthenshire	19:00	22:59	03:59:00
13/05/2023	Saturday	4.00	GGH	Carmarthenshire	19:00	22:59	03:59:00
13/05/2023	Saturday	9.00	GGH	Carmarthenshire	23:00	07:59	9.00
14/05/2023	Sunday	5.00	GGH	Carmarthenshire	13:00	18:59	05:59:00
14/05/2023	Sunday	5.00	PPH	Carmarthenshire	13:00	18:59	05:59:00
14/05/2023	Sunday	5.00	Withybush	Pembrokeshire	19:00	23:59	04:59:00
14/05/2023	Sunday	9.00	GGH	Carmarthenshire	23:00	07:59	9.00
15/05/2023	Monday	5.00	Withybush	Pembrokeshire	19:00	23:59	04:59:00
15/05/2023	Monday	4.00	Llandysul	Ceredigion	19:00	22:59	03:59:00
15/05/2023	Monday	4.00	PPH	Carmarthenshire	19:30	23:29	03:59:00
15/05/2023	Monday	8.50	GGH	Carmarthenshire	23:30	07:59	8.50
15/05/2023	Monday	8.00	Withybush	Pembrokeshire	23:59	07:58	8.00
16/05/2023	Tuesday	4.00	Llandysul	Ceredigion	19:00	22:59	03:59:00
16/05/2023	Tuesday	4.00	PPH	Carmarthenshire	19:30	23:29	03:59:00
17/05/2023	Wednesday	8.50	GGH	Carmarthenshire	23:30	07:59	8.50
18/05/2023	Thursday	4.00	Llandysul	Ceredigion	19:00	22:59	03:59:00
18/05/2023	Thursday	5.00	Withybush	Pembrokeshire	19:00	23:59	04:59:00
18/05/2023	Thursday	4.00	PPH	Carmarthenshire	19:30	23:29	03:59:00
18/05/2023	Thursday	8.50	GGH	Carmarthenshire	23:30	07:59	8.50
18/05/2023	Thursday	8.50	GGH	Carmarthenshire	23:30	07:59	8.50
18/05/2023	Thursday	8.00	Withybush	Pembrokeshire	23:59	07:58	8.00
19/05/2023	Friday	5.00	Withybush	Pembrokeshire	19:00	23:59	04:59:00
19/05/2023	Friday	9.00	BGH	Ceredigion	23:00	07:59	9.00
19/05/2023	Friday	8.50	GGH	Carmarthenshire	23:30	07:59	8.50
19/05/2023	Friday	8.00	Withybush	Pembrokeshire	23:59	07:58	8.00
20/05/2023	Saturday	5.00	Withybush	Pembrokeshire	08:00	12:59	04:59:00
20/05/2023	Saturday	5.00	Withybush	Pembrokeshire	09:00	13:59	04:59:00
20/05/2023	Saturday	10.00	Llandysul	Ceredigion	09:00	18:59	09:59:00
20/05/2023	Saturday	4.00	Withybush	Pembrokeshire	09:00	12:59	03:59:00
20/05/2023	Saturday	4.00	GGH	Carmarthenshire	10:00	13:59	03:59:00
20/05/2023	Saturday	4.00	Withybush	Pembrokeshire	13:00	16:59	03:59:00
20/05/2023	Saturday	4.00	Withybush	Pembrokeshire	15:00	18:59	03:59:00
20/05/2023	Saturday	8.00	Withybush	Pembrokeshire	19:00	02:59	8.00
20/05/2023	Saturday	5.00	Withybush	Pembrokeshire	19:00	23:59	04:59:00
20/05/2023	Saturday	4.00	PPH	Carmarthenshire	19:00	22:59	03:59:00
20/05/2023	Saturday	9.00	GGH	Carmarthenshire	23:00	07:59	9.00
20/05/2023	Saturday	8.00	Withybush	Pembrokeshire	23:59	07:58	8.00
21/05/2023	Sunday	5.00	Withybush	Pembrokeshire	08:00	12:59	04:59:00
21/05/2023	Sunday	5.00	Withybush	Pembrokeshire	08:00	12:59	04:59:00
21/05/2023	Sunday	4.00	Withybush	Pembrokeshire	09:00	12:59	03:59:00
21/05/2023	Sunday	6.00	PPH	Carmarthenshire	12:00	17:59	05:59:00
21/05/2023	Sunday	2.00	Withybush	Pembrokeshire	15:00	16:59	01:59:00
21/05/2023	Sunday	2.00	Withybush	Pembrokeshire	17:00	18:59	01:59:00
21/05/2023	Sunday	8.00	Withybush	Pembrokeshire	19:00	02:59	8.00



21/05/2023	Sunday	5.00	Withybush	Pembrokeshire	19:00	23:59	04:59:00
21/05/2023	Sunday	4.00	Llandysul	Ceredigion	19:00	22:59	03:59:00
21/05/2023	Sunday	4.00	PPH	Carmarthenshire	19:00	22:59	03:59:00
21/05/2023	Sunday	0.50	GGH	Carmarthenshire	23:00	23:29	00:29:00
21/05/2023	Sunday	9.00	GGH	Carmarthenshire	23:00	07:59	9.00
21/05/2023	Sunday	9.00	BGH	Ceredigion	23:00	07:59	9.00
21/05/2023	Sunday	8.00	Withybush	Pembrokeshire	23:59	07:58	8.00
22/05/2023	Monday	4.00	Llandysul	Ceredigion	19:00	22:59	03:59:00
22/05/2023	Monday	5.00	Withybush	Pembrokeshire	19:00	23:59	04:59:00
22/05/2023	Monday	4.00	PPH	Carmarthenshire	19:30	23:29	03:59:00
22/05/2023	Monday	8.00	Withybush	Pembrokeshire	23:59	07:58	8.00
23/05/2023	Tuesday	4.00	Llandysul	Ceredigion	19:00	22:59	03:59:00
24/05/2023	Wednesday	4.00	PPH	Carmarthenshire	18:30	22:29	03:59:00
25/05/2023	Thursday	4.00	Llandysul	Ceredigion	19:00	22:59	03:59:00
25/05/2023	Thursday	4.00	PPH	Carmarthenshire	19:30	23:29	03:59:00
25/05/2023	Thursday	8.50	GGH	Carmarthenshire	23:30	07:59	8.50
25/05/2023	Thursday	8.00	Withybush	Pembrokeshire	23:59	07:58	8.00
27/05/2023	Saturday	7.00	BGH	Ceredigion	08:00	14:59	06:59:00
27/05/2023	Saturday	4.50	PPH	Carmarthenshire	18:00	22:29	04:29:00
27/05/2023	Saturday	9.00	Llandysul	Ceredigion	23:00	07:59	9.00
28/05/2023	Sunday	7.00	BGH	Ceredigion	08:00	14:59	06:59:00
28/05/2023	Sunday	4.00	PPH	Carmarthenshire	10:00	13:59	03:59:00
28/05/2023	Sunday	6.00	GGH	Carmarthenshire	12:00	17:59	05:59:00
28/05/2023	Sunday	4.50	PPH	Carmarthenshire	18:00	22:29	04:29:00
28/05/2023	Sunday	4.00	Llandysul	Ceredigion	19:00	22:59	03:59:00
28/05/2023	Sunday	5.00	Withybush	Pembrokeshire	19:00	23:59	04:59:00
28/05/2023	Sunday	9.00	Llandysul	Ceredigion	23:00	07:59	9.00
29/05/2023	Monday	10.00	BGH	Ceredigion	09:00	18:59	09:59:00
29/05/2023	Monday	7.00	PPH	Carmarthenshire	10:00	16:59	06:59:00
29/05/2023	Monday	4.00	PPH	Carmarthenshire	18:30	22:29	03:59:00
29/05/2023	Monday	4.00	Withybush	Pembrokeshire	19:00	22:59	03:59:00
29/05/2023	Monday	4.00	PPH	Carmarthenshire	19:30	23:29	03:59:00
29/05/2023	Monday	9.00	Llandysul	Ceredigion	23:00	07:59	9.00
29/05/2023	Monday	8.50	GGH	Carmarthenshire	23:30	07:59	8.50
30/05/2023	Tuesday	4.00	PPH	Carmarthenshire	18:30	22:29	03:59:00
30/05/2023	Tuesday	5.00	Withybush	Pembrokeshire	19:00	23:59	04:59:00
30/05/2023	Tuesday	4.00	PPH	Carmarthenshire	19:30	23:29	03:59:00
30/05/2023	Tuesday	8.50	GGH	Carmarthenshire	23:30	07:59	8.50
31/05/2023	Wednesday	4.50	BGH	Ceredigion	18:30	22:59	04:29:00
31/05/2023	Wednesday	5.00	Withybush	Pembrokeshire	19:00	23:59	04:59:00
31/05/2023	Wednesday	4.00	PPH	Carmarthenshire	19:30	23:29	03:59:00
31/05/2023	Wednesday	9.00	BGH	Ceredigion	23:00	07:59	9.00
31/05/2023	Wednesday	8.50	GGH	Carmarthenshire	23:30	07:59	8.50
01/06/2023	Thursday	5.50	Withybush	Pembrokeshire	18:30	23:59	05:29:00
01/06/2023	Thursday	4.00	Llandysul	Ceredigion	19:00	22:59	03:59:00
01/06/2023	Thursday	4.00	PPH	Carmarthenshire	19:30	23:29	03:59:00
01/06/2023	Thursday	8.50	GGH	Carmarthenshire	23:30	07:59	8.50
02/06/2023	Friday	4.50	BGH	Ceredigion	18:30	22:59	04:29:00
02/06/2023	Friday	9.00	BGH	Ceredigion	23:00	07:59	9.00
02/06/2023	Friday	8.50	GGH	Carmarthenshire	23:30	07:59	8.50
03/06/2023	Saturday	4.00	GGH	Carmarthenshire	08:00	11:59	03:59:00
03/06/2023	Saturday	10.00	BGH	Ceredigion	09:00	18:59	09:59:00
03/06/2023	Saturday	4.00	Withybush	Pembrokeshire	09:00	12:59	03:59:00
03/06/2023	Saturday	6.00	GGH	Carmarthenshire	12:00	17:59	05:59:00
03/06/2023	Saturday	4.50	PPH	Carmarthenshire	18:00	22:29	04:29:00
03/06/2023	Saturday	4.00	Llandysul	Ceredigion	19:00	22:59	03:59:00
03/06/2023	Saturday	9.00	GGH	Carmarthenshire	23:00	07:59	9.00
04/06/2023	Sunday	10.00	BGH	Ceredigion	09:00	18:59	09:59:00
04/06/2023	Sunday	4.00	PPH	Carmarthenshire	10:00	13:59	03:59:00
04/06/2023	Sunday	4.00	Withybush	Pembrokeshire	11:00	14:59	03:59:00
04/06/2023	Sunday	4.50	GGH	Carmarthenshire	18:00	22:29	04:29:00
04/06/2023	Sunday	4.00	Llandysul	Ceredigion	19:00	22:59	03:59:00
04/06/2023	Sunday	4.00	BGH	Ceredigion	19:00	22:59	03:59:00
04/06/2023	Sunday	5.00	Withybush	Pembrokeshire	19:00	23:59	04:59:00
04/06/2023	Sunday	9.00	BGH	Ceredigion	23:00	07:59	9.00
05/06/2023	Monday	4.00	Llandysul	Ceredigion	19:00	22:59	03:59:00
06/06/2023	Tuesday	5.00	PPH	Carmarthenshire	19:30	23:29	5.00
07/06/2023	Wednesday	4.00	PPH	Carmarthenshire	18:30	22:29	03:59:00
08/06/2023	Thursday	4.00	Llandysul	Ceredigion	19:00	22:59	03:59:00
09/06/2023	Friday	8.50	GGH	Carmarthenshire	23:30	07:59	8.50
10/06/2023	Saturday	6.00	GGH	Carmarthenshire	12:00	17:59	05:59:00

10/06/2023	Saturday	4.50	PPH	Carmarthenshire	18:00	22:29	04:29:00
10/06/2023	Saturday	4.50	GGH	Carmarthenshire	18:00	22:29	04:29:00
10/06/2023	Saturday	5.00	Withybush	Pembrokeshire	19:00	23:59	04:59:00
11/06/2023	Sunday	4.00	PPH	Carmarthenshire	10:00	13:59	03:59:00
12/06/2023	Monday	4.00	Llandysul	Ceredigion	19:00	22:59	03:59:00
12/06/2023	Monday	5.00	Withybush	Pembrokeshire	19:00	23:59	04:59:00
12/06/2023	Monday	4.00	PPH	Carmarthenshire	19:30	23:29	03:59:00
12/06/2023	Monday	8.50	GGH	Carmarthenshire	23:30	07:59	8.50
12/06/2023	Monday	8.00	Withybush	Pembrokeshire	23:59	07:58	8.00
15/06/2023	Thursday	4.00	PPH	Carmarthenshire	18:30	22:29	03:59:00
15/06/2023	Thursday	4.00	PPH	Carmarthenshire	19:30	23:29	03:59:00
15/06/2023	Thursday	8.50	GGH	Carmarthenshire	23:30	07:59	8.50
16/06/2023	Friday	8.50	GGH	Carmarthenshire	23:30	07:59	8.50
17/06/2023	Saturday	4.00	PPH	Carmarthenshire	08:00	11:59	03:59:00
17/06/2023	Saturday	4.00	Withybush	Pembrokeshire	09:00	12:59	03:59:00
17/06/2023	Saturday	2.00	Withybush	Pembrokeshire	11:00	12:59	01:59:00
17/06/2023	Saturday	6.00	PPH	Carmarthenshire	12:00	17:59	05:59:00
17/06/2023	Saturday	6.00	Withybush	Pembrokeshire	13:00	18:59	05:59:00
17/06/2023	Saturday	4.50	PPH	Carmarthenshire	18:00	22:29	04:29:00
17/06/2023	Saturday	4.00	GGH	Carmarthenshire	19:00	22:59	03:59:00
17/06/2023	Saturday	4.00	BGH	Ceredigion	19:00	22:59	03:59:00
17/06/2023	Saturday	9.00	BGH	Ceredigion	23:00	07:59	9.00
17/06/2023	Saturday	9.00	GGH	Carmarthenshire	23:00	07:59	9.00
18/06/2023	Sunday	4.00	PPH	Carmarthenshire	08:00	11:59	03:59:00
18/06/2023	Sunday	10.00	Llandysul	Ceredigion	09:00	18:59	09:59:00
18/06/2023	Sunday	5.00	Withybush	Pembrokeshire	09:00	13:59	04:59:00
18/06/2023	Sunday	2.00	Withybush	Pembrokeshire	11:00	12:59	01:59:00
18/06/2023	Sunday	6.00	PPH	Carmarthenshire	12:00	17:59	05:59:00
18/06/2023	Sunday	6.00	GGH	Carmarthenshire	12:00	17:59	05:59:00
18/06/2023	Sunday	4.50	GGH	Carmarthenshire	18:00	22:29	04:29:00
18/06/2023	Sunday	5.00	Withybush	Pembrokeshire	19:00	23:59	04:59:00
18/06/2023	Sunday	4.00	Llandysul	Ceredigion	19:00	22:59	03:59:00
18/06/2023	Sunday	9.00	BGH	Ceredigion	23:00	07:59	9.00
19/06/2023	Monday	4.00	PPH	Carmarthenshire	19:30	23:29	03:59:00
22/06/2023	Thursday	4.00	PPH	Carmarthenshire	18:30	22:29	03:59:00
23/06/2023	Friday	4.00	PPH	Carmarthenshire	19:30	23:29	03:59:00
23/06/2023	Friday	8.50	GGH	Carmarthenshire	23:30	07:59	8.50
24/06/2023	Saturday	5.00	Withybush	Pembrokeshire	08:00	12:59	04:59:00
24/06/2023	Saturday	5.00	Withybush	Pembrokeshire	08:00	12:59	04:59:00
24/06/2023	Saturday	5.00	Withybush	Pembrokeshire	09:00	13:59	04:59:00
24/06/2023	Saturday	6.00	Withybush	Pembrokeshire	13:00	18:59	05:59:00
24/06/2023	Saturday	6.00	PPH	Carmarthenshire	13:00	18:59	05:59:00
24/06/2023	Saturday	4.00	PPH	Carmarthenshire	19:00	22:59	03:59:00
24/06/2023	Saturday	4.00	GGH	Carmarthenshire	19:00	22:59	03:59:00
24/06/2023	Saturday	5.00	Withybush	Pembrokeshire	19:00	23:59	04:59:00
24/06/2023	Saturday	9.00	GGH	Carmarthenshire	23:00	07:59	9.00
25/06/2023	Sunday	4.00	PPH	Carmarthenshire	08:00	11:59	03:59:00
25/06/2023	Sunday	5.00	Withybush	Pembrokeshire	08:00	12:59	04:59:00
25/06/2023	Sunday	4.00	PPH	Carmarthenshire	09:00	12:59	03:59:00
25/06/2023	Sunday	4.00	PPH	Carmarthenshire	10:00	13:59	03:59:00
25/06/2023	Sunday	4.00	GGH	Carmarthenshire	10:00	13:59	03:59:00
25/06/2023	Sunday	4.00	Withybush	Pembrokeshire	11:00	14:59	03:59:00
25/06/2023	Sunday	4.00	Withybush	Pembrokeshire	13:00	16:59	03:59:00
25/06/2023	Sunday	4.50	GGH	Carmarthenshire	18:00	22:29	04:29:00
25/06/2023	Sunday	5.00	Withybush	Pembrokeshire	19:00	23:59	04:59:00
25/06/2023	Sunday	5.00	Withybush	Pembrokeshire	19:00	23:59	04:59:00
25/06/2023	Sunday	9.00	BGH	Ceredigion	23:00	07:59	9.00
25/06/2023	Sunday	8.00	Withybush	Pembrokeshire	23:59	07:58	8.00
26/06/2023	Monday	5.00	Withybush	Pembrokeshire	19:00	23:59	04:59:00
26/06/2023	Monday	4.00	PPH	Carmarthenshire	19:30	23:29	03:59:00
27/06/2023	Tuesday	5.00	Withybush	Pembrokeshire	19:00	23:59	04:59:00
27/06/2023	Tuesday	4.00	PPH	Carmarthenshire	19:30	23:29	03:59:00
28/06/2023	Wednesday	4.00	PPH	Carmarthenshire	18:30	22:29	03:59:00
28/06/2023	Wednesday	5.00	Withybush	Pembrokeshire	19:00	23:59	04:59:00
29/06/2023	Thursday	4.00	PPH	Carmarthenshire	18:30	22:29	03:59:00
01/07/2023	Saturday	7.00	BGH	Ceredigion	08:00	14:59	06:59:00
01/07/2023	Saturday	4.00	PPH	Carmarthenshire	08:00	11:59	03:59:00
01/07/2023	Saturday	5.00	Withybush	Pembrokeshire	09:00	13:59	04:59:00
01/07/2023	Saturday	6.00	GGH	Carmarthenshire	13:00	18:59	05:59:00
01/07/2023	Saturday	4.50	GGH	Carmarthenshire	18:00	22:29	04:29:00
01/07/2023	Saturday	5.00	Withybush	Pembrokeshire	19:00	23:59	04:59:00



02/07/2023	Sunday	5.00	Withybush	Pembrokeshire	08:00	12:59	04:59:00
02/07/2023	Sunday	4.00	PPH	Carmarthenshire	09:00	12:59	03:59:00
02/07/2023	Sunday	4.00	PPH	Carmarthenshire	10:00	13:59	03:59:00
02/07/2023	Sunday	6.00	GGH	Carmarthenshire	12:00	17:59	05:59:00
02/07/2023	Sunday	6.00	GGH	Carmarthenshire	13:00	18:59	05:59:00
02/07/2023	Sunday	4.00	GGH	Carmarthenshire	19:00	22:59	03:59:00
02/07/2023	Sunday	4.00	BGH	Ceredigion	19:00	22:59	03:59:00
02/07/2023	Sunday	9.00	BGH	Ceredigion	23:00	07:59	9.00
03/07/2023	Monday	8.00	Withybush	Pembrokeshire	23:59	07:59	8.00
04/07/2023	Tuesday	4.00	PPH	Carmarthenshire	18:30	22:29	03:59:00
04/07/2023	Tuesday	4.00	Llandysul	Ceredigion	19:00	22:59	03:59:00
05/07/2023	Wednesday	4.00	PPH	Carmarthenshire	18:30	22:29	03:59:00
05/07/2023	Wednesday	4.00	PPH	Carmarthenshire	19:30	23:29	03:59:00
06/07/2023	Thursday	4.00	GGH	Carmarthenshire	18:30	22:29	03:59:00
06/07/2023	Thursday	4.00	PPH	Carmarthenshire	18:30	22:29	03:59:00
06/07/2023	Thursday	4.00	PPH	Carmarthenshire	19:30	23:29	03:59:00
06/07/2023	Thursday	9.00	BGH	Ceredigion	23:00	07:59	9.00
06/07/2023	Thursday	8.50	GGH	Carmarthenshire	23:30	07:59	8.50
06/07/2023	Thursday	8.00	Withybush	Pembrokeshire	23:59	07:59	8.00
07/07/2023	Friday	4.50	BGH	Ceredigion	18:30	22:59	04:29:00
07/07/2023	Friday	4.00	Llandysul	Ceredigion	19:00	22:59	03:59:00
07/07/2023	Friday	9.00	BGH	Ceredigion	23:00	07:59	9.00
08/07/2023	Saturday	7.00	BGH	Ceredigion	08:00	14:59	06:59:00
08/07/2023	Saturday	4.00	Withybush	Pembrokeshire	09:00	12:59	03:59:00
08/07/2023	Saturday	6.00	GGH	Carmarthenshire	12:00	17:59	05:59:00
08/07/2023	Saturday	6.00	PPH	Carmarthenshire	13:00	18:59	05:59:00
08/07/2023	Saturday	6.00	Withybush	Pembrokeshire	13:00	18:59	05:59:00
08/07/2023	Saturday	5.00	Withybush	Pembrokeshire	17:00	21:59	04:59:00
08/07/2023	Saturday	4.50	PPH	Carmarthenshire	18:00	22:29	04:29:00
08/07/2023	Saturday	4.00	BGH	Ceredigion	19:00	22:59	03:59:00
08/07/2023	Saturday	4.00	Llandysul	Ceredigion	19:00	22:59	03:59:00
08/07/2023	Saturday	4.00	PPH	Carmarthenshire	19:00	22:59	03:59:00
08/07/2023	Saturday	5.00	Withybush	Pembrokeshire	19:00	23:59	04:59:00
08/07/2023	Saturday	9.00	BGH	Ceredigion	23:00	07:59	9.00
09/07/2023	Sunday	4.00	PPH	Carmarthenshire	09:00	12:59	03:59:00
09/07/2023	Sunday	10.00	Llandysul	Ceredigion	09:00	18:59	09:59:00
09/07/2023	Sunday	4.00	Withybush	Pembrokeshire	09:00	12:59	03:59:00
09/07/2023	Sunday	4.00	PPH	Carmarthenshire	10:00	13:59	03:59:00
09/07/2023	Sunday	6.00	GGH	Carmarthenshire	13:00	18:59	05:59:00
09/07/2023	Sunday	7.00	Withybush	Pembrokeshire	13:00	19:59	06:59:00
09/07/2023	Sunday	7.00	Withybush	Pembrokeshire	17:00	23:59	06:59:00
09/07/2023	Sunday	4.00	PPH	Carmarthenshire	19:00	22:59	00:00:00
09/07/2023	Sunday	9.00	GGH	Carmarthenshire	23:00	07:59	9.00
09/07/2023	Sunday	9.00	BGH	Ceredigion	23:00	07:59	9.00
10/07/2023	Monday	4.00	Llandysul	Ceredigion	19:00	22:59	03:59:00
10/07/2023	Monday	5.00	Withybush	Pembrokeshire	19:00	23:59	04:59:00
10/07/2023	Monday	4.00	PPH	Carmarthenshire	19:30	23:29	03:59:00
10/07/2023	Monday	8.50	GGH	Carmarthenshire	23:30	07:59	8.50
10/07/2023	Monday	8.00	Withybush	Pembrokeshire	23:59	07:58	8.00
11/07/2023	Tuesday	8.50	GGH	Carmarthenshire	23:30	07:59	8.50
12/07/2023	Wednesday	8.50	GGH	Carmarthenshire	23:30	07:59	8.50
12/07/2023	Wednesday	8.00	Withybush	Pembrokeshire	23:59	07:59	8.00
13/07/2023	Thursday	4.00	PPH	Carmarthenshire	18:30	22:29	03:59:00
13/07/2023	Thursday	4.00	Llandysul	Ceredigion	19:00	22:59	03:59:00
13/07/2023	Thursday	4.00	PPH	Carmarthenshire	19:30	23:29	03:59:00
14/07/2023	Friday	5.50	Withybush	Pembrokeshire	18:30	23:59	05:29:00
14/07/2023	Friday	5.00	Withybush	Pembrokeshire	19:00	23:59	04:59:00
14/07/2023	Friday	4.00	PPH	Carmarthenshire	19:30	23:29	03:59:00
14/07/2023	Friday	8.00	Withybush	Pembrokeshire	23:59	07:58	8.00
15/07/2023	Saturday	5.00	Withybush	Pembrokeshire	08:00	12:59	04:59:00
15/07/2023	Saturday	5.00	Withybush	Pembrokeshire	09:00	13:59	04:59:00
15/07/2023	Saturday	4.00	Withybush	Pembrokeshire	13:00	16:59	03:59:00
15/07/2023	Saturday	6.00	GGH	Carmarthenshire	13:00	18:59	05:59:00
15/07/2023	Saturday	4.50	PPH	Carmarthenshire	18:00	22:29	04:29:00
15/07/2023	Saturday	4.00	PPH	Carmarthenshire	19:00	22:59	03:59:00
15/07/2023	Saturday	5.00	Withybush	Pembrokeshire	19:00	23:59	04:59:00
15/07/2023	Saturday	9.00	GGH	Carmarthenshire	23:00	07:59	9.00
16/07/2023	Sunday	6.00	Withybush	Pembrokeshire	08:00	12:59	04:59:00
16/07/2023	Sunday	4.00	Withybush	Pembrokeshire	09:00	12:59	03:59:00
16/07/2023	Sunday	3.00	GGH	Carmarthenshire	09:30	11:59	02:29:00
16/07/2023	Sunday	4.00	PPH	Carmarthenshire	10:00	13:59	03:59:00

16/07/2023	Sunday	6.00	GGH	Carmarthenshire	13:00	18:59	05:59:00
16/07/2023	Sunday	4.50	PPH	Carmarthenshire	18:00	22:29	04:29:00
16/07/2023	Sunday	4.00	GGH	Carmarthenshire	19:00	22:59	03:59:00
16/07/2023	Sunday	4.00	Llandysul	Ceredigion	19:00	22:59	03:59:00
16/07/2023	Sunday	5.00	Withybush	Pembrokeshire	19:00	23:59	04:59:00
16/07/2023	Sunday	9.00	GGH	Carmarthenshire	23:00	07:59	9.00
17/07/2023	Monday	4.00	GGH	Carmarthenshire	18:30	22:29	03:59:00
17/07/2023	Monday	4.00	PPH	Carmarthenshire	19:30	23:29	03:59:00
18/07/2023	Tuesday	4.00	GGH	Carmarthenshire	19:30	23:29	03:59:00
18/07/2023	Tuesday	4.00	PPH	Carmarthenshire	19:30	23:29	03:59:00
20/07/2023	Thursday	4.00	PPH	Carmarthenshire	18:30	22:29	03:59:00
20/07/2023	Thursday	8.50	GGH	Carmarthenshire	23:30	07:59	8.50
21/07/2023	Friday	4.00	PPH	Carmarthenshire	18:30	22:29	03:59:00
21/07/2023	Friday	4.00	Llandysul	Ceredigion	19:00	22:59	03:59:00
21/07/2023	Friday	8.50	GGH	Carmarthenshire	23:30	07:59	8.50
22/07/2023	Saturday	4.00	Withybush	Pembrokeshire	09:00	12:59	03:59:00
22/07/2023	Saturday	7.00	GGH	Carmarthenshire	10:00	16:59	06:59:00
22/07/2023	Saturday	4.00	Withybush	Pembrokeshire	11:00	14:59	03:59:00
22/07/2023	Saturday	6.00	Withybush	Pembrokeshire	13:00	18:59	05:59:00
22/07/2023	Saturday	6.00	Withybush	Pembrokeshire	13:00	18:59	05:59:00
22/07/2023	Saturday	6.00	GGH	Carmarthenshire	13:00	18:59	05:59:00
22/07/2023	Saturday	4.50	PPH	Carmarthenshire	18:00	22:29	04:29:00
22/07/2023	Saturday	5.00	Withybush	Pembrokeshire	19:00	23:59	04:59:00
22/07/2023	Saturday	9.00	GGH	Carmarthenshire	23:00	07:59	9.00
23/07/2023	Sunday	5.00	Withybush	Pembrokeshire	08:00	12:59	04:59:00
23/07/2023	Sunday	7.00	Llandysul	Ceredigion	08:00	14:59	06:59:00
23/07/2023	Sunday	4.00	PPH	Carmarthenshire	10:00	13:59	03:59:00
23/07/2023	Sunday	4.00	Withybush	Pembrokeshire	11:00	14:59	03:59:00
23/07/2023	Sunday	4.00	Withybush	Pembrokeshire	13:00	16:59	03:59:00
23/07/2023	Sunday	6.00	Withybush	Pembrokeshire	13:00	18:59	05:59:00
23/07/2023	Sunday	6.00	GGH	Carmarthenshire	13:00	18:59	05:59:00
23/07/2023	Sunday	6.00	Withybush	Pembrokeshire	13:00	18:59	05:59:00
23/07/2023	Sunday	4.00	GGH	Carmarthenshire	19:00	22:59	03:59:00
23/07/2023	Sunday	13.00	Llandysul	Ceredigion	19:00	07:59	13.00
24/07/2023	Monday	4.00	PPH	Carmarthenshire	18:30	22:29	03:59:00
24/07/2023	Monday	4.00	PPH	Carmarthenshire	19:30	23:29	03:59:00
24/07/2023	Monday	8.50	GGH	Carmarthenshire	23:30	07:59	8.50
25/07/2023	Tuesday	4.00	PPH	Carmarthenshire	18:30	22:29	03:59:00
26/07/2023	Wednesday	4.00	PPH	Carmarthenshire	19:30	23:29	03:59:00
27/07/2023	Thursday	4.00	PPH	Carmarthenshire	18:30	22:29	03:59:00
27/07/2023	Thursday	4.00	Llandysul	Ceredigion	19:00	22:59	03:59:00
27/07/2023	Thursday	4.00	PPH	Carmarthenshire	19:30	23:29	03:59:00
27/07/2023	Thursday	9.00	BGH	Ceredigion	23:00	07:59	9.00
27/07/2023	Thursday	8.50	GGH	Carmarthenshire	23:30	07:59	8.50
28/07/2023	Friday	4.00	PPH	Carmarthenshire	19:30	23:29	03:59:00
29/07/2023	Saturday	5.00	Withybush	Pembrokeshire	09:00	13:59	04:59:00
29/07/2023	Saturday	6.00	GGH	Carmarthenshire	12:00	17:59	05:59:00
29/07/2023	Saturday	6.00	GGH	Carmarthenshire	13:00	18:59	05:59:00
29/07/2023	Saturday	4.50	GGH	Carmarthenshire	18:00	22:29	04:29:00
29/07/2023	Saturday	4.50	PPH	Carmarthenshire	18:00	22:29	04:29:00
30/07/2023	Sunday	5.00	Withybush	Pembrokeshire	09:00	13:59	04:59:00
30/07/2023	Sunday	9.00	Llandysul	Ceredigion	10:00	18:59	08:59:00
30/07/2023	Sunday	4.00	Withybush	Pembrokeshire	11:00	14:59	03:59:00
30/07/2023	Sunday	6.00	GGH	Carmarthenshire	12:00	17:59	05:59:00
30/07/2023	Sunday	6.00	Withybush	Pembrokeshire	13:00	18:59	05:59:00
30/07/2023	Sunday	4.50	PPH	Carmarthenshire	18:00	22:29	04:29:00
30/07/2023	Sunday	4.00	Llandysul	Ceredigion	19:00	22:59	03:59:00
30/07/2023	Sunday	4.00	PPH	Carmarthenshire	19:00	22:59	03:59:00
30/07/2023	Sunday	5.00	Withybush	Pembrokeshire	19:00	23:59	04:59:00
30/07/2023	Sunday	9.00	GGH	Carmarthenshire	23:00	07:59	9.00
30/07/2023	Sunday	9.00	BGH	Ceredigion	23:00	07:59	9.00
31/07/2023	Monday	8.50	GGH	Carmarthenshire	23:30	07:59	8.50
31/07/2023	Monday	8.50	GGH	Carmarthenshire	23:30	07:59	8.50
31/07/2023	Monday	8.00	Withybush	Pembrokeshire	23:59	07:58	8.00
01/08/2023	Tuesday	5.50	Withybush	Pembrokeshire	18:30	23:59	05:29:00
01/08/2023	Tuesday	4.00	Llandysul	Ceredigion	19:00	22:59	03:59:00
01/08/2023	Tuesday	4.00	PPH	Carmarthenshire	19:30	23:29	03:59:00
01/08/2023	Tuesday	8.50	GGH	Carmarthenshire	23:30	07:59	8.50
02/08/2023	Wednesday	5.50	Withybush	Pembrokeshire	18:30	23:59	05:29:00
03/08/2023	Thursday	4.50	BGH	Ceredigion	18:30	22:59	04:29:00
03/08/2023	Thursday	4.00	PPH	Carmarthenshire	18:30	22:29	03:59:00

03/08/2023	Thursday	4.00	PPH	Carmarthenshire	19:30	23:29	03:59:00
03/08/2023	Thursday	8.50	GGH	Carmarthenshire	23:30	07:59	8.50
03/08/2023	Thursday	8.50	GGH	Carmarthenshire	23:30	07:59	8.50
03/08/2023	Thursday	8.00	Withybush	Pembrokeshire	23:59	07:59	8.00
04/08/2023	Friday	8.00	Withybush	Pembrokeshire	23:59	07:59	8.00
05/08/2023	Saturday	3.00	Llandysul	Ceredigion	12:00	14:59	02:59:00
05/08/2023	Saturday	4.50	PPH	Carmarthenshire	18:00	22:29	04:29:00
05/08/2023	Saturday	4.00	PPH	Carmarthenshire	19:00	22:59	03:59:00
05/08/2023	Saturday	4.00	Llandysul	Ceredigion	19:00	22:59	03:59:00
05/08/2023	Saturday	8.00	Withybush	Pembrokeshire	23:59	07:59	8.00
06/08/2023	Sunday	6.00	GGH	Carmarthenshire	13:00	18:59	05:59:00
06/08/2023	Sunday	4.50	PPH	Carmarthenshire	18:00	22:29	04:29:00
07/08/2023	Monday	4.00	PPH	Carmarthenshire	19:30	23:29	03:59:00
07/08/2023	Monday	8.00	Withybush	Pembrokeshire	23:59	07:59	8.00
09/08/2023	Wednesday	5.00	Withybush	Pembrokeshire	19:00	23:59	04:59:00
10/08/2023	Thursday	4.50	BGH	Ceredigion	18:30	22:59	04:29:00
10/08/2023	Thursday	8.50	GGH	Carmarthenshire	23:30	07:59	8.50
11/08/2023	Friday	5.00	Withybush	Pembrokeshire	19:00	23:59	04:59:00
12/08/2023	Saturday	5.00	Withybush	Pembrokeshire	08:00	12:59	04:59:00
12/08/2023	Saturday	5.00	Withybush	Pembrokeshire	09:00	13:59	04:59:00
12/08/2023	Saturday	4.00	Withybush	Pembrokeshire	09:00	12:59	03:59:00
12/08/2023	Saturday	2.00	Withybush	Pembrokeshire	11:00	12:59	01:59:00
12/08/2023	Saturday	4.00	Withybush	Pembrokeshire	13:00	16:59	03:59:00
12/08/2023	Saturday	6.00	Withybush	Pembrokeshire	13:00	18:59	05:59:00
12/08/2023	Saturday	6.00	Withybush	Pembrokeshire	13:00	18:59	05:59:00
12/08/2023	Saturday	4.50	GGH	Carmarthenshire	18:00	22:29	04:29:00
12/08/2023	Saturday	4.50	PPH	Carmarthenshire	18:00	22:29	04:29:00
12/08/2023	Saturday	4.00	PPH	Carmarthenshire	19:00	22:59	03:59:00
12/08/2023	Saturday	5.00	Withybush	Pembrokeshire	19:00	23:59	04:59:00
12/08/2023	Saturday	9.00	GGH	Carmarthenshire	23:00	07:59	9.00
13/08/2023	Sunday	5.00	Withybush	Pembrokeshire	08:00	12:59	04:59:00
13/08/2023	Sunday	5.00	Withybush	Pembrokeshire	09:00	13:59	04:59:00
13/08/2023	Sunday	4.00	PPH	Carmarthenshire	10:00	13:59	03:59:00
13/08/2023	Sunday	2.00	Withybush	Pembrokeshire	11:00	12:59	01:59:00
13/08/2023	Sunday	6.00	Withybush	Pembrokeshire	13:00	18:59	05:59:00
13/08/2023	Sunday	6.00	GGH	Carmarthenshire	13:00	18:59	05:59:00
13/08/2023	Sunday	5.00	Withybush	Pembrokeshire	17:00	21:59	04:59:00
13/08/2023	Sunday	4.00	PPH	Carmarthenshire	19:00	22:59	03:59:00
13/08/2023	Sunday	9.00	GGH	Carmarthenshire	23:00	07:59	9.00
14/08/2023	Monday	5.50	Withybush	Pembrokeshire	18:30	23:59	05:29:00
14/08/2023	Monday	4.00	PPH	Carmarthenshire	19:30	23:29	03:59:00
14/08/2023	Monday	8.50	GGH	Carmarthenshire	23:30	07:59	8.50
15/08/2023	Tuesday	5.50	Withybush	Pembrokeshire	18:30	23:59	05:29:00
15/08/2023	Tuesday	5.00	Withybush	Pembrokeshire	19:00	23:59	04:59:00
15/08/2023	Tuesday	4.00	PPH	Carmarthenshire	19:30	23:29	03:59:00
15/08/2023	Tuesday	8.50	GGH	Carmarthenshire	23:30	07:59	8.50
15/08/2023	Tuesday	8.00	Withybush	Pembrokeshire	23:59	07:59	8.00
16/08/2023	Wednesday	5.00	Withybush	Pembrokeshire	19:00	23:59	04:59:00
16/08/2023	Wednesday	8.00	Withybush	Pembrokeshire	23:59	07:59	8.00
17/08/2023	Thursday	8.50	GGH	Carmarthenshire	23:30	07:59	-0.65
18/08/2023	Friday	5.00	Withybush	Pembrokeshire	19:00	23:59	04:59:00
18/08/2023	Friday	4.00	PPH	Carmarthenshire	19:30	23:29	03:59:00
19/08/2023	Saturday	4.00	Withybush	Pembrokeshire	11:00	14:59	03:59:00
19/08/2023	Saturday	4.50	GGH	Carmarthenshire	18:00	22:29	04:29:00
19/08/2023	Saturday	5.00	Withybush	Pembrokeshire	19:00	23:59	04:59:00
20/08/2023	Sunday	4.00	PPH	Carmarthenshire	10:00	13:59	03:59:00
20/08/2023	Sunday	6.00	GGH	Carmarthenshire	13:00	18:59	05:59:00
20/08/2023	Sunday	6.00	Withybush	Pembrokeshire	13:00	18:59	05:59:00
20/08/2023	Sunday	4.50	GGH	Carmarthenshire	18:00	22:29	04:29:00
20/08/2023	Sunday	4.00	GGH	Carmarthenshire	19:00	22:59	03:59:00
20/08/2023	Sunday	5.00	Withybush	Pembrokeshire	19:00	23:59	04:59:00
20/08/2023	Sunday	9.00	GGH	Carmarthenshire	23:00	07:59	9.00
21/08/2023	Monday	5.00	Withybush	Pembrokeshire	19:00	23:59	04:59:00
21/08/2023	Monday	4.00	PPH	Carmarthenshire	19:30	23:29	03:59:00
21/08/2023	Monday	8.50	GGH	Carmarthenshire	23:30	07:59	8.50
21/08/2023	Monday	8.00	Withybush	Pembrokeshire	23:59	07:59	8.00
22/08/2023	Tuesday	4.00	PPH	Carmarthenshire	18:30	22:29	03:59:00
22/08/2023	Tuesday	4.00	PPH	Carmarthenshire	19:30	23:29	03:59:00
22/08/2023	Tuesday	8.50	GGH	Carmarthenshire	23:30	07:59	8.50
22/08/2023	Tuesday	8.00	Withybush	Pembrokeshire	23:59	07:59	8.00
24/08/2023	Thursday	5.50	Withybush	Pembrokeshire	18:30	23:59	05:29:00

24/08/2023	Thursday	4.00	PPH	Carmarthenshire	19:30	23:29	03:59:00
25/08/2023	Friday	5.50	Withybush	Pembrokeshire	18:30	23:59	05:29:00
25/08/2023	Friday	4.00	PPH	Carmarthenshire	19:30	23:29	03:59:00
26/08/2023	Saturday	6.00	PPH	Carmarthenshire	13:00	18:59	05:59:00
26/08/2023	Saturday	4.50	PPH	Carmarthenshire	18:00	22:29	04:29:00
26/08/2023	Saturday	4.00	PPH	Carmarthenshire	19:00	22:59	03:59:00
27/08/2023	Sunday	4.00	PPH	Carmarthenshire	10:00	13:59	03:59:00
27/08/2023	Sunday	5.00	PPH	Carmarthenshire	14:00	18:59	04:59:00
27/08/2023	Sunday	4.00	PPH	Carmarthenshire	19:00	22:59	03:59:00
28/08/2023	Monday	7.00	PPH	Carmarthenshire	10:00	16:59	06:59:00
28/08/2023	Monday	9.00	BGH	Ceredigion	23:00	07:59	9.00
31/08/2023	Thursday	5.50	Withybush	Pembrokeshire	18:30	23:59	5.50
31/08/2023	Thursday	8.00	Withybush	Pembrokeshire	23:59	07:59	8.00
01/09/2023	Friday	8.00	Withybush	Pembrokeshire	23:59	07:59	8.00
02/09/2023	Saturday	6.00	GGH	Carmarthenshire	13:00	18:59	05:59:00
02/09/2023	Saturday	6.00	Withybush	Pembrokeshire	13:00	18:59	05:59:00
02/09/2023	Saturday	5.00	Withybush	Pembrokeshire	17:00	21:59	04:59:00
02/09/2023	Saturday	9.00	GGH	Carmarthenshire	23:00	07:59	9.00
02/09/2023	Saturday	8.00	Withybush	Pembrokeshire	23:59	07:59	8.00
03/09/2023	Sunday	5.00	Withybush	Pembrokeshire	09:00	13:59	04:59:00
03/09/2023	Sunday	6.00	Withybush	Pembrokeshire	13:00	18:59	05:59:00
03/09/2023	Sunday	5.00	Withybush	Pembrokeshire	17:00	21:59	04:59:00
03/09/2023	Sunday	4.50	PPH	Carmarthenshire	18:00	22:29	04:29:00
03/09/2023	Sunday	4.00	GGH	Carmarthenshire	19:00	22:59	03:59:00
03/09/2023	Sunday	5.00	Withybush	Pembrokeshire	19:00	23:59	04:59:00
04/09/2023	Monday	5.00	Withybush	Pembrokeshire	19:00	23:59	04:59:00
04/09/2023	Monday	8.00	Withybush	Pembrokeshire	23:59	07:59	8.00
07/09/2023	Thursday	8.00	Withybush	Pembrokeshire	23:59	07:59	8.00
08/09/2023	Friday	8.50	GGH	Carmarthenshire	23:30	07:59	8.50
09/09/2023	Saturday	4.00	PPH	Carmarthenshire	10:00	13:59	03:59:00
09/09/2023	Saturday	4.00	PPH	Carmarthenshire	19:00	22:59	03:59:00
09/09/2023	Saturday	4.00	Llandysul	Ceredigion	19:00	22:59	03:59:00
10/09/2023	Sunday	9.00	BGH	Ceredigion	23:00	07:59	9.00
11/09/2023	Monday	4.00	PPH	Carmarthenshire	19:30	23:29	03:59:00
11/09/2023	Monday	8.00	Withybush	Pembrokeshire	23:59	07:59	8.00
12/09/2023	Tuesday	4.00	PPH	Carmarthenshire	19:30	23:29	03:59:00
12/09/2023	Tuesday	8.00	Withybush	Pembrokeshire	23:59	07:59	8.00
13/09/2023	Wednesday	8.50	GGH	Carmarthenshire	23:30	07:59	8.50
13/09/2023	Wednesday	8.00	Withybush	Pembrokeshire	23:59	07:59	8.00
14/09/2023	Thursday	4.50	BGH	Ceredigion	18:30	22:59	04:29:00
14/09/2023	Thursday	8.50	GGH	Carmarthenshire	23:30	07:59	8.50
14/09/2023	Thursday	8.00	Withybush	Pembrokeshire	23:59	07:59	8.00
15/09/2023	Friday	5.00	Withybush	Pembrokeshire	19:00	23:59	04:59:00
15/09/2023	Friday	4.00	GGH	Carmarthenshire	19:30	23:29	03:59:00
15/09/2023	Friday	8.00	Withybush	Pembrokeshire	23:59	07:59	8.00
16/09/2023	Saturday	9.00	GGH	Carmarthenshire	23:00	07:59	9.00
16/09/2023	Saturday	8.00	Withybush	Pembrokeshire	23:59	07:59	8.00
17/09/2023	Sunday	5.00	Withybush	Pembrokeshire	19:00	23:59	04:59:00
17/09/2023	Sunday	8.00	Withybush	Pembrokeshire	23:59	07:59	8.00
18/09/2023	Monday	4.00	PPH	Carmarthenshire	19:30	23:29	03:59:00
18/09/2023	Monday	8.50	GGH	Carmarthenshire	23:30	07:59	8.50
18/09/2023	Monday	8.50	GGH	Carmarthenshire	23:30	07:59	8.50
18/09/2023	Monday	8.00	Withybush	Pembrokeshire	23:59	07:59	8.00
19/09/2023	Tuesday	4.00	PPH	Carmarthenshire	18:30	22:29	03:59:00
19/09/2023	Tuesday	8.00	Withybush	Pembrokeshire	23:59	07:59	8.00
20/09/2023	Wednesday	4.00	PPH	Carmarthenshire	18:30	22:29	03:59:00
20/09/2023	Wednesday	4.50	BGH	Ceredigion	18:30	22:59	04:29:00
20/09/2023	Wednesday	9.00	BGH	Ceredigion	23:00	07:59	9.00
20/09/2023	Wednesday	8.50	GGH	Carmarthenshire	23:30	07:59	8.50
20/09/2023	Wednesday	8.50	GGH	Carmarthenshire	23:30	07:59	8.50
21/09/2023	Thursday	5.50	Withybush	Pembrokeshire	18:30	23:59	05:29:00
21/09/2023	Thursday	4.00	PPH	Carmarthenshire	19:30	23:29	03:59:00
22/09/2023	Friday	5.50	Withybush	Pembrokeshire	18:30	23:59	05:29:00
22/09/2023	Friday	8.50	GGH	Carmarthenshire	23:30	07:59	8.50
23/09/2023	Saturday	5.00	Withybush	Pembrokeshire	08:00	12:59	04:59:00
23/09/2023	Saturday	1.00	PPH	Carmarthenshire	12:00	12:59	00:59:00
23/09/2023	Saturday	4.00	Withybush	Pembrokeshire	13:00	16:59	03:59:00
23/09/2023	Saturday	4.00	PPH	Carmarthenshire	18:00	21:59	03:59:00
24/09/2023	Sunday	5.00	Withybush	Pembrokeshire	08:00	12:59	04:59:00
24/09/2023	Sunday	4.00	Withybush	Pembrokeshire	11:00	14:59	03:59:00
24/09/2023	Sunday	9.00	BGH	Ceredigion	23:00	07:59	9.00

27/09/2023	Wednesda	4.00	PPH	Carmarthenshire	18:30	22:29	03:59:00
27/09/2023	Wednesda	9.00	BGH	Ceredigion	23:00	07:59	9.00
27/09/2023	Wednesda	8.50	GGH	Carmarthenshire	23:30	07:59	8.50
28/09/2023	Thursday	5.50	Withybush	Pembrokeshire	18:30	23:59	05:29:00
28/09/2023	Thursday	4.00	PPH	Carmarthenshire	19:30	23:29	03:59:00
28/09/2023	Thursday	8.50	GGH	Carmarthenshire	23:30	07:59	8.50
29/09/2023	Friday	4.50	BGH	Ceredigion	18:30	22:59	04:29:00
29/09/2023	Friday	4.00	Llandysul	Ceredigion	19:00	22:59	03:59:00
29/09/2023	Friday	5.00	Withybush	Pembrokeshire	19:00	23:59	04:59:00
30/09/2023	Saturday	4.00	PPH	Carmarthenshire	09:00	12:59	03:59:00
30/09/2023	Saturday	4.00	PPH	Carmarthenshire	10:00	13:59	03:59:00
30/09/2023	Saturday	5.00	Withybush	Pembrokeshire	17:00	21:59	04:59:00
30/09/2023	Saturday	4.00	Llandysul	Ceredigion	19:00	22:59	03:59:00
30/09/2023	Saturday	4.00	PPH	Carmarthenshire	19:00	22:59	03:59:00
01/10/2023	Sunday	4.00	PPH	Carmarthenshire	09:00	12:59	03:59:00
01/10/2023	Sunday	4.00	PPH	Carmarthenshire	10:00	13:59	03:59:00
01/10/2023	Sunday	4.50	PPH	Carmarthenshire	18:00	22:29	04:29:00
01/10/2023	Sunday	5.00	Withybush	Pembrokeshire	19:00	23:59	04:59:00
01/10/2023	Sunday	4.00	Llandysul	Ceredigion	19:00	22:59	03:59:00
01/10/2023	Sunday	9.00	GGH	Carmarthenshire	23:00	07:59	9.00
02/10/2023	Monday	5.00	Withybush	Pembrokeshire	19:00	23:59	04:59:00
02/10/2023	Monday	4.00	Llandysul	Ceredigion	19:00	22:59	03:59:00
02/10/2023	Monday	4.00	PPH	Carmarthenshire	19:30	23:29	03:59:00
02/10/2023	Monday	8.50	GGH	Carmarthenshire	23:30	07:59	8.50
02/10/2023	Monday	8.50	GGH	Carmarthenshire	23:30	07:59	8.50
03/10/2023	Tuesday	8.50	GGH	Carmarthenshire	23:30	07:59	8.50
05/10/2023	Thursday	8.50	GGH	Carmarthenshire	23:30	07:59	8.50
05/10/2023	Thursday	8.50	GGH	Carmarthenshire	23:30	07:59	8.50
07/10/2023	Saturday	10.00	Llandysul	Ceredigion	09:00	18:59	09:59:00
07/10/2023	Saturday	4.00	PPH	Carmarthenshire	10:00	13:59	03:59:00
07/10/2023	Saturday	9.00	GGH	Carmarthenshire	23:00	07:59	9.00
08/10/2023	Sunday	4.00	Withybush	Pembrokeshire	13:00	16:59	03:59:00
09/10/2023	Monday	5.50	Withybush	Pembrokeshire	18:30	23:59	05:29:00
14/10/2023	Saturday	7.00	PPH	Carmarthenshire	10:00	16:59	06:59:00
15/10/2023	Sunday	5.00	Withybush	Pembrokeshire	09:00	13:59	04:59:00
19/10/2023	Thursday	4.00	PPH	Carmarthenshire	18:30	22:29	03:59:00
20/10/2023	Friday	4.00	PPH	Carmarthenshire	18:30	22:29	03:59:00
21/10/2023	Saturday	7.00	BGH	Ceredigion	08:00	14:59	06:59:00
21/10/2023	Saturday	9.00	GGH	Carmarthenshire	23:00	07:59	9.00
22/10/2023	Sunday	7.00	BGH	Ceredigion	08:00	14:59	06:59:00
22/10/2023	Sunday	4.00	PPH	Carmarthenshire	10:00	13:59	03:59:00
24/10/2023	Tuesday	8.50	GGH	Carmarthenshire	23:30	07:59	8.50
26/10/2023	Thursday	4.50	GGH	Carmarthenshire	19:00	23:29	04:29:00
26/10/2023	Thursday	8.50	GGH	Carmarthenshire	23:30	07:59	8.50
27/10/2023	Friday	4.00	PPH	Carmarthenshire	19:30	23:29	03:59:00
27/10/2023	Friday	8.00	Withybush	Pembrokeshire	23:59	07:59	8.00
28/10/2023	Saturday	5.00	Withybush	Pembrokeshire	08:00	12:59	04:59:00
28/10/2023	Saturday	4.00	PPH	Carmarthenshire	09:00	12:59	03:59:00
28/10/2023	Saturday	4.00	PPH	Carmarthenshire	10:00	13:59	03:59:00
28/10/2023	Saturday	6.00	PPH	Carmarthenshire	12:00	17:59	05:59:00
28/10/2023	Saturday	4.00	Withybush	Pembrokeshire	13:00	16:59	03:59:00
28/10/2023	Saturday	4.50	GGH	Carmarthenshire	18:00	22:29	04:29:00
28/10/2023	Saturday	4.50	PPH	Carmarthenshire	18:00	22:29	04:29:00
29/10/2023	Sunday	5.00	Withybush	Pembrokeshire	09:00	13:59	04:59:00
29/10/2023	Sunday	4.00	PPH	Carmarthenshire	10:00	13:59	03:59:00
29/10/2023	Sunday	6.00	GGH	Carmarthenshire	12:00	17:59	05:59:00
29/10/2023	Sunday	6.00	PPH	Carmarthenshire	12:00	17:59	05:59:00
29/10/2023	Sunday	6.00	GGH	Carmarthenshire	13:00	18:59	05:59:00
29/10/2023	Sunday	4.50	GGH	Carmarthenshire	18:00	22:29	04:29:00
29/10/2023	Sunday	5.00	Withybush	Pembrokeshire	19:00	23:59	04:59:00
29/10/2023	Sunday	5.00	Withybush	Pembrokeshire	19:00	23:59	04:59:00
29/10/2023	Sunday	8.00	Withybush	Pembrokeshire	23:59	07:59	8.00
30/10/2023	Monday	5.50	Withybush	Pembrokeshire	18:30	23:59	05:29:00
30/10/2023	Monday	8.50	GGH	Carmarthenshire	23:30	07:59	8.50
31/10/2023	Tuesday	5.50	Withybush	Pembrokeshire	18:30	23:59	05:29:00
01/11/2023	Wednesda	4.00	PPH	Carmarthenshire	18:30	22:29	03:59:00
01/11/2023	Wednesda	4.00	Llandysul	Ceredigion	19:00	22:59	03:59:00
01/11/2023	Wednesda	4.00	PPH	Carmarthenshire	19:30	23:29	03:59:00
01/11/2023	Wednesda	9.00	GGH	Carmarthenshire	23:00	07:59	9.00
02/11/2023	Thursday	8.50	GGH	Carmarthenshire	23:30	07:59	8.50
04/11/2023	Saturday	4.00	PPH	Carmarthenshire	08:00	11:59	03:59:00



04/11/2023	Saturday	10.00	BGH	Ceredigion	09:00	18:59	09:59:00
04/11/2023	Saturday	4.50	PPH	Carmarthenshire	18:00	22:29	04:29:00
05/11/2023	Sunday	4.00	PPH	Carmarthenshire	09:00	12:59	03:59:00
05/11/2023	Sunday	4.00	PPH	Carmarthenshire	10:00	13:59	03:59:00
05/11/2023	Sunday	6.00	PPH	Carmarthenshire	12:00	17:59	05:59:00
05/11/2023	Sunday	5.00	Withybush	Pembrokeshire	19:00	23:59	04:59:00
11/11/2023	Saturday	5.00	Withybush	Pembrokeshire	09:00	13:59	04:59:00
11/11/2023	Saturday	7.00	GGH	Carmarthenshire	11:00	17:59	06:59:00
12/11/2023	Sunday	5.00	Withybush	Pembrokeshire	19:00	23:59	04:59:00
12/11/2023	Sunday	4.00	Llandysul	Ceredigion	19:00	22:59	03:59:00
15/11/2023	Wednesday	4.00	PPH	Carmarthenshire	18:30	22:29	03:59:00
15/11/2023	Wednesday	4.00	GGH	Carmarthenshire	19:30	23:29	03:59:00
15/11/2023	Wednesday	8.50	GGH	Carmarthenshire	23:30	07:59	-0.65
16/11/2023	Thursday	4.00	PPH	Carmarthenshire	18:30	22:29	03:59:00
16/11/2023	Thursday	4.00	PPH	Carmarthenshire	19:30	23:29	03:59:00
16/11/2023	Thursday	8.50	GGH	Carmarthenshire	23:30	07:59	-0.65
19/11/2023	Sunday	4.00	PPH	Carmarthenshire	09:00	12:59	03:59:00
19/11/2023	Sunday	4.00	GGH	Carmarthenshire	10:00	13:59	03:59:00
19/11/2023	Sunday	4.00	PPH	Carmarthenshire	19:00	22:59	03:59:00
25/11/2023	Saturday	5.00	Withybush	Pembrokeshire	08:00	12:59	04:59:00
25/11/2023	Saturday	4.00	Withybush	Pembrokeshire	13:00	16:59	03:59:00
25/11/2023	Saturday	5.00	Withybush	Pembrokeshire	17:00	21:59	04:59:00
25/11/2023	Saturday	4.00	Llandysul	Ceredigion	19:00	22:59	03:59:00
26/11/2023	Sunday	5.00	Withybush	Pembrokeshire	09:00	13:59	04:59:00
26/11/2023	Sunday	4.00	Withybush	Pembrokeshire	09:00	12:59	03:59:00
27/11/2023	Monday	4.00	PPH	Carmarthenshire	18:30	22:29	03:59:00
27/11/2023	Monday	4.00	PPH	Carmarthenshire	19:30	23:29	03:59:00
27/11/2023	Monday	9.00	BGH	Ceredigion	23:00	07:59	9.00
30/11/2023	Thursday	8.50	GGH	Carmarthenshire	23:30	07:59	8.50
30/11/2023	Thursday	8.50	GGH	Carmarthenshire	23:30	07:59	8.50
01/12/2023	Friday	4.00	PPH	Carmarthenshire	19:30	23:29	03:59:00
02/12/2023	Saturday	5.00	Withybush	Pembrokeshire	08:00	12:59	04:59:00
02/12/2023	Saturday	6.00	Withybush	Pembrokeshire	13:00	18:59	6.00
02/12/2023	Saturday	4.50	GGH	Carmarthenshire	18:00	22:29	04:29:00
02/12/2023	Saturday	4.50	PPH	Carmarthenshire	18:00	22:29	04:29:00
03/12/2023	Sunday	7.00	BGH	Ceredigion	08:00	14:59	06:59:00
03/12/2023	Sunday	4.00	GGH	Carmarthenshire	10:00	13:59	03:59:00
03/12/2023	Sunday	6.00	GGH	Carmarthenshire	12:00	17:59	6.00
03/12/2023	Sunday	5.00	Withybush	Pembrokeshire	19:00	23:59	04:59:00
04/12/2023	Monday	4.00	PPH	Carmarthenshire	18:30	22:29	03:59:00
04/12/2023	Monday	4.50	BGH	Ceredigion	18:30	22:59	04:29:00
04/12/2023	Monday	4.00	PPH	Carmarthenshire	19:30	23:29	03:59:00
04/12/2023	Monday	9.00	BGH	Ceredigion	23:00	07:59	9.00
06/12/2023	Wednesday	4.00	PPH	Carmarthenshire	19:30	23:29	03:59:00
07/12/2023	Thursday	4.00	PPH	Carmarthenshire	18:30	22:29	03:59:00
07/12/2023	Thursday	8.50	GGH	Carmarthenshire	23:30	07:59	8.50
09/12/2023	Saturday	4.50	PPH	Carmarthenshire	18:00	22:29	04:29:00
10/12/2023	Sunday	5.00	Withybush	Pembrokeshire	08:00	12:59	04:59:00
10/12/2023	Sunday	5.00	Withybush	Pembrokeshire	09:00	13:59	04:59:00
10/12/2023	Sunday	4.00	PPH	Carmarthenshire	10:00	13:59	03:59:00
10/12/2023	Sunday	4.00	Withybush	Pembrokeshire	11:00	14:59	03:59:00
10/12/2023	Sunday	4.00	Withybush	Pembrokeshire	13:00	16:59	03:59:00
11/12/2023	Monday	4.00	PPH	Carmarthenshire	18:30	22:29	03:59:00
12/12/2023	Tuesday	4.00	PPH	Carmarthenshire	19:30	23:29	03:59:00
15/12/2023	Friday	4.00	PPH	Carmarthenshire	19:30	23:29	03:59:00
16/12/2023	Saturday	10.00	Llandysul	Ceredigion	09:00	18:59	09:59:00
16/12/2023	Saturday	6.00	GGH	Carmarthenshire	13:00	18:59	05:59:00
16/12/2023	Saturday	3.00	BGH	Ceredigion	16:00	18:59	02:59:00
16/12/2023	Saturday	4.50	GGH	Carmarthenshire	18:00	22:29	04:29:00
17/12/2023	Sunday	7.00	BGH	Ceredigion	09:00	15:59	06:59:00
17/12/2023	Sunday	4.00	GGH	Carmarthenshire	09:00	12:59	03:59:00
17/12/2023	Sunday	4.00	PPH	Carmarthenshire	09:00	12:59	03:59:00
17/12/2023	Sunday	4.00	GGH	Carmarthenshire	10:00	13:59	03:59:00
17/12/2023	Sunday	6.00	GGH	Carmarthenshire	12:00	17:59	05:59:00
17/12/2023	Sunday	6.00	GGH	Carmarthenshire	13:00	18:59	05:59:00
17/12/2023	Sunday	4.50	GGH	Carmarthenshire	18:00	22:29	04:29:00
17/12/2023	Sunday	4.50	PPH	Carmarthenshire	18:00	22:29	04:29:00
18/12/2023	Monday	5.50	Withybush	Pembrokeshire	18:30	23:59	05:29:00
18/12/2023	Monday	5.00	Withybush	Pembrokeshire	19:00	23:59	04:59:00
18/12/2023	Monday	4.00	GGH	Carmarthenshire	19:30	23:29	03:59:00
18/12/2023	Monday	8.00	Withybush	Pembrokeshire	23:59	07:59	8.00

20/12/2023	Wednesday	4.00	PPH	Carmarthenshire	19:30	23:29	03:59:00
23/12/2023	Saturday	4.00	GGH	Carmarthenshire	09:00	12:59	03:59:00
23/12/2023	Saturday	5.00	Withybush	Pembrokeshire	09:00	13:59	04:59:00
23/12/2023	Saturday	6.00	PPH	Carmarthenshire	12:00	17:59	05:59:00
23/12/2023	Saturday	4.50	PPH	Carmarthenshire	18:00	22:29	04:29:00
23/12/2023	Saturday	5.00	Withybush	Pembrokeshire	19:00	23:59	04:59:00
24/12/2023	Sunday	3.00	PPH	Carmarthenshire	09:00	11:59	02:59:00
24/12/2023	Sunday	6.00	PPH	Carmarthenshire	12:00	17:59	05:59:00
24/12/2023	Sunday	6.00	GGH	Carmarthenshire	13:00	18:59	05:59:00
24/12/2023	Sunday	4.00	Withybush	Pembrokeshire	13:00	16:59	03:59:00
24/12/2023	Sunday	5.00	Withybush	Pembrokeshire	17:00	21:59	04:59:00
24/12/2023	Sunday	5.00	Withybush	Pembrokeshire	19:00	23:59	04:59:00
24/12/2023	Sunday	4.00	Llandysul	Ceredigion	19:00	22:59	03:59:00
25/12/2023	Monday	10.00	Llandysul	Ceredigion	09:00	18:59	09:59:00
25/12/2023	Monday	7.00	GGH	Carmarthenshire	10:00	16:59	06:59:00
25/12/2023	Monday	7.00	PPH	Carmarthenshire	10:00	16:59	06:59:00
25/12/2023	Monday	4.00	Withybush	Pembrokeshire	11:00	14:59	03:59:00
25/12/2023	Monday	6.00	PPH	Carmarthenshire	12:00	17:59	05:59:00
25/12/2023	Monday	4.00	Withybush	Pembrokeshire	13:00	16:59	03:59:00
25/12/2023	Monday	5.00	Withybush	Pembrokeshire	13:00	18:59	05:59:00
25/12/2023	Monday	5.00	Withybush	Pembrokeshire	17:00	21:59	04:59:00
25/12/2023	Monday	4.50	PPH	Carmarthenshire	18:00	22:29	04:29:00
25/12/2023	Monday	4.00	GGH	Carmarthenshire	19:00	22:59	03:59:00
25/12/2023	Monday	4.00	PPH	Carmarthenshire	19:00	22:59	03:59:00
25/12/2023	Monday	4.00	Llandysul	Ceredigion	19:00	22:59	03:59:00
25/12/2023	Monday	5.00	Withybush	Pembrokeshire	19:00	23:59	04:59:00
25/12/2023	Monday	9.00	GGH	Carmarthenshire	23:00	07:59	9.00
26/12/2023	Tuesday	9.00	Llandysul	Ceredigion	08:00	16:59	08:59:00
26/12/2023	Tuesday	6.00	PPH	Carmarthenshire	13:00	18:59	05:59:00
26/12/2023	Tuesday	6.00	GGH	Carmarthenshire	13:00	18:59	05:59:00
26/12/2023	Tuesday	4.00	PPH	Carmarthenshire	19:00	22:59	03:59:00
26/12/2023	Tuesday	4.00	Llandysul	Ceredigion	19:00	22:59	03:59:00
26/12/2023	Tuesday	5.00	Withybush	Pembrokeshire	19:00	23:59	04:59:00
26/12/2023	Tuesday	9.00	GGH	Carmarthenshire	23:00	07:59	9.00
28/12/2023	Thursday	4.00	PPH	Carmarthenshire	18:30	22:29	03:59:00
29/12/2023	Friday	5.50	Withybush	Pembrokeshire	18:30	23:59	05:29:00
29/12/2023	Friday	9.00	BGH	Ceredigion	23:00	07:59	9.00
29/12/2023	Friday	8.50	GGH	Carmarthenshire	23:30	07:59	8.50
30/12/2023	Saturday	6.00	GGH	Carmarthenshire	12:00	17:59	05:59:00
30/12/2023	Saturday	6.00	GGH	Carmarthenshire	13:00	18:59	05:59:00
31/12/2023	Sunday	4.00	GGH	Carmarthenshire	08:00	11:59	03:59:00
31/12/2023	Sunday	6.00	GGH	Carmarthenshire	12:00	17:59	05:59:00
31/12/2023	Sunday	6.00	GGH	Carmarthenshire	13:00	18:59	05:59:00
31/12/2023	Sunday	4.50	GGH	Carmarthenshire	18:00	22:29	04:29:00
31/12/2023	Sunday	4.00	PPH	Carmarthenshire	19:00	22:59	03:59:00
31/12/2023	Sunday	5.00	Withybush	Pembrokeshire	19:00	23:59	04:59:00
31/12/2023	Sunday	9.00	BGH	Ceredigion	23:00	07:59	9.00
31/12/2023	Sunday	9.00	GGH	Carmarthenshire	23:00	07:59	9.00



01/01/2023	Sunday	6.00	11:00	18:59	6.00	Withybush	Pembroke	Afternoon	Clinician	0.00
01/01/2023	Sunday	5.00	19:00	23:59	5.00	Withybush	Pembroke	Evening	Clinician	0.00
02/01/2023	Monday	4.00	13:00	16:59	4.00	Withybush	Pembroke	Afternoon	Clinician	440.00
02/01/2023	Monday	5.00	17:00	21:59	5.00	Withybush	Pembroke	Evening	Clinician	0.00
03/01/2023	Tuesday	5.50	18:30	23:59	5.50	Withybush	Pembroke	Evening	GP	0.00
04/01/2023	Wednesday	5.00	19:00	23:58	5.00	Withybush	Pembroke	Evening	GP	0.00
05/01/2023	Thursday	5.00	19:00	23:58	5.00	Withybush	Pembroke	Evening	GP	0.00
06/01/2023	Friday	5.50	18:30	23:59	5.50	Withybush	Pembroke	Evening	GP	0.00
07/01/2023	Saturday	3.00	01:00	14:59	3.00	Withybush	Pembroke	Morning	Clinician	0.00
07/01/2023	Saturday	5.00	17:00	21:59	5.00	Withybush	Pembroke	Evening	Clinician	0.00
07/01/2023	Saturday	5.00	19:00	23:59	04:59:00	Withybush	Pembroke	Evening	Clinician	0.00
08/01/2023	Sunday	4.00	11:00	14:59	03:59:00	Withybush	Pembroke	Morning	Clinician	0.00
08/01/2023	Sunday	5.00	17:00	21:59	04:59:00	Withybush	Pembroke	Evening	Clinician	0.00
08/01/2023	Sunday	5.00	19:00	23:59	04:59:00	Withybush	Pembroke	Evening	Clinician	0.00
09/01/2023	Monday	5.50	18:30	23:59	05:29:00	Withybush	Pembroke	Evening	GP	0.00
09/01/2023	Monday	5.00	19:00	23:58	04:58:00	Withybush	Pembroke	Evening	GP	0.00
10/01/2023	Tuesday	5.00	19:00	23:58	04:58:00	Withybush	Pembroke	Evening	GP	0.00
11/01/2023	Wednesday	4.50	19:00	23:59	04:59:00	Withybush	Pembroke	Evening	GP	0.00
12/01/2023	Thursday	5.50	18:30	23:59	05:29:00	Withybush	Pembroke	Evening	GP	0.00
13/01/2023	Friday	5.50	18:30	23:59	05:29:00	Withybush	Pembroke	Evening	GP	0.00
14/01/2023	Saturday	5.00	08:00	12:59	04:59:00	Withybush	Pembroke	Morning	Clinician	0.00
14/01/2023	Saturday	5.00	08:00	12:59	04:59:00	Withybush	Pembroke	Morning	Clinician	0.00
14/01/2023	Saturday	5.00	09:00	13:59	04:59:00	Withybush	Pembroke	Morning	Clinician	0.00
14/01/2023	Saturday	4.00	09:00	12:59	03:59:00	Withybush	Pembroke	Morning	Clinician	0.00
14/01/2023	Saturday	4.00	13:00	16:59	03:59:00	Withybush	Pembroke	Afternoon	Clinician	0.00
14/01/2023	Saturday	6.00	13:00	18:59	05:59:00	Withybush	Pembroke	Afternoon	Clinician	0.00
14/01/2023	Saturday	6.00	13:00	18:59	05:59:00	Withybush	Pembroke	Afternoon	Clinician	0.00
14/01/2023	Saturday	5.00	19:00	23:59	04:59:00	Withybush	Pembroke	Evening	Clinician	0.00
15/01/2023	Sunday	5.00	08:00	12:59	04:59:00	Withybush	Pembroke	Morning	Clinician	0.00
15/01/2023	Sunday	5.00	09:00	13:59	04:59:00	Withybush	Pembroke	Morning	Clinician	0.00
15/01/2023	Sunday	4.00	11:00	14:59	03:59:00	Withybush	Pembroke	Morning	Clinician	0.00
15/01/2023	Sunday	4.00	13:00	16:59	03:59:00	Withybush	Pembroke	Afternoon	Clinician	0.00
15/01/2023	Sunday	6.00	13:00	18:59	05:59:00	Withybush	Pembroke	Afternoon	Clinician	0.00
15/01/2023	Sunday	5.00	17:00	21:59	04:59:00	Withybush	Pembroke	Evening	Clinician	0.00
15/01/2023	Sunday	5.00	19:00	23:59	04:59:00	Withybush	Pembroke	Evening	Clinician	0.00
16/01/2023	Monday	5.50	18:30	23:59	05:29:00	Withybush	Pembroke	Evening	GP	0.00
17/01/2023	Tuesday	5.50	18:30	23:59	05:29:00	Withybush	Pembroke	Evening	GP	0.00
17/01/2023	Tuesday	5.00	19:00	23:58	04:58:00	Withybush	Pembroke	Evening	GP	0.00
17/01/2023	Tuesday	9.00	23:59	07:58	9.00	Withybush	Pembroke	Overnight	GP	0.00
18/01/2023	Wednesday	5.50	18:30	23:59	05:29:00	Withybush	Pembroke	Evening	GP	0.00
21/01/2023	Saturday	5.00	17:00	21:59	04:59:00	Withybush	Pembroke	Evening	Clinician	0.00
21/01/2023	Saturday	5.00	19:00	23:59	04:59:00	Withybush	Pembroke	Evening	Clinician	0.00
22/01/2023	Sunday	5.00	17:00	21:59	04:59:00	Withybush	Pembroke	Evening	Clinician	0.00
22/01/2023	Sunday	6.00	19:00	23:59	04:59:00	Withybush	Pembroke	Evening	Clinician	0.00
23/01/2023	Monday	5.50	18:30	23:59	05:29:00	Withybush	Pembroke	Evening	GP	0.00
23/01/2023	Monday	5.00	19:00	23:58	04:58:00	Withybush	Pembroke	Evening	GP	0.00
23/01/2023	Monday	9.00	23:59	07:58	9.00	Withybush	Pembroke	Overnight	GP	0.00
24/01/2023	Tuesday	5.50	18:30	23:59	05:29:00	Withybush	Pembroke	Evening	Clinician	0.00
25/01/2023	Wednesday	5.50	18:30	23:59	05:29:00	Withybush	Pembroke	Evening	GP	0.00
28/01/2023	Saturday	5.00	19:00	23:59	04:59:00	Withybush	Pembroke	Evening	Clinician	0.00
29/01/2023	Sunday	5.00	19:00	23:59	04:59:00	Withybush	Pembroke	Evening	Clinician	0.00
30/01/2023	Monday	5.50	18:30	23:59	05:29:00	Withybush	Pembroke	Evening	GP	0.00
31/01/2023	Tuesday	5.50	18:30	23:59	05:29:00	Withybush	Pembroke	Evening	GP	0.00
01/02/2023	Wednesday	5.50	18:30	23:59	05:29:00	Withybush	Pembroke	Evening	GP	0.00
02/02/2023	Thursday	5.50	18:30	23:59	05:29:00	Withybush	Pembroke	Evening	GP	0.00
02/02/2023	Thursday	5.00	19:00	23:58	04:58:00	Withybush	Pembroke	Evening	GP	0.00
02/02/2023	Thursday	8.00	23:59	07:58	8.00	Withybush	Pembroke	Overnight	GP	0.00
03/02/2023	Friday	5.50	18:30	23:59	05:29:00	Withybush	Pembroke	Evening	GP	0.00
04/02/2023	Saturday	5.00	08:00	12:59	04:59:00	Withybush	Pembroke	Morning	Clinician	0.00
04/02/2023	Saturday	4.00	09:00	12:59	03:59:00	Withybush	Pembroke	Morning	Clinician	0.00
04/02/2023	Saturday	5.00	09:00	13:59	04:59:00	Withybush	Pembroke	Morning	Clinician	0.00

04/02/2023	Saturday	6.00	13:00	18:59	05:59:00	Withybush	Pembroke	Afternoon	Clinician	0.00
04/02/2023	Saturday	6.00	13:00	18:59	05:59:00	Withybush	Pembroke	Afternoon	Clinician	0.00
04/02/2023	Saturday	5.00	19:00	23:59	04:59:00	Withybush	Pembroke	Evening	Clinician	0.00
05/02/2023	Sunday	5.00	08:00	12:59	04:59:00	Withybush	Pembroke	Morning	Clinician	0.00
05/02/2023	Sunday	5.00	09:00	13:59	04:59:00	Withybush	Pembroke	Morning	Clinician	0.00
05/02/2023	Sunday	4.00	11:00	14:59	03:59:00	Withybush	Pembroke	Morning	Clinician	0.00
05/02/2023	Sunday	4.00	13:00	16:59	03:59:00	Withybush	Pembroke	Afternoon	Clinician	0.00
05/02/2023	Sunday	6.00	13:00	18:59	05:59:00	Withybush	Pembroke	Afternoon	Clinician	0.00
05/02/2023	Sunday	5.00	17:00	21:59	04:59:00	Withybush	Pembroke	Evening	Clinician	0.00
05/02/2023	Sunday	5.00	19:00	23:59	04:59:00	Withybush	Pembroke	Evening	Clinician	0.00
06/02/2023	Monday	5.50	18:30	23:59	05:29:00	Withybush	Pembroke	Evening	GP	632.50
06/02/2023	Monday	5.50	18:30	23:59	05:29:00	Withybush	Pembroke	Evening	GP	632.50
07/02/2023	Tuesday	5.50	09:00	14:29	05:29:00	Withybush	Pembroke	Evening	GP	0.00
07/02/2023	Tuesday	5.00	19:00	23:59	04:59:00	Withybush	Pembroke	Evening	GP	0.00
09/02/2023	Thursday	5.50	18:30	23:59	05:29:00	Withybush	Pembroke	Evening	GP	0.00
10/02/2023	Friday	5.50	18:30	23:59	05:29:00	Withybush	Pembroke	Evening	GP	0.00
11/02/2023	Saturday	5.00	08:00	12:59	04:59:00	Withybush	Pembroke	Morning	GP	0.00
11/02/2023	Saturday	5.00	17:00	21:59	04:59:00	Withybush	Pembroke	Evening	Clinician	0.00
11/02/2023	Saturday	5.00	19:00	23:59	04:59:00	Withybush	Pembroke	Evening	Clinician	0.00
12/02/2023	Sunday	4.00	11:00	14:59	03:59:00	Withybush	Pembroke	Morning	Clinician	0.00
12/02/2023	Sunday	6.00	17:00	21:59	04:59:00	Withybush	Pembroke	Evening	Clinician	0.00
12/02/2023	Sunday	5.00	19:00	23:59	04:59:00	Withybush	Pembroke	Evening	Clinician	0.00
14/02/2023	Tuesday	5.50	18:30	23:59	05:29:00	Withybush	Pembroke	Evening	GP	0.00
15/02/2023	Wednesday	5.50	18:30	23:59	05:29:00	Withybush	Pembroke	Evening	GP	0.00
18/02/2023	Saturday	5.00	19:00	23:59	04:59:00	Withybush	Pembroke	Evening	Clinician	0.00
19/02/2023	Sunday	5.00	19:00	23:59	04:59:00	Withybush	Pembroke	Evening	Clinician	0.00
22/02/2023	Wednesday	8.00	23:59	07:58	8.00	Withybush	Pembroke	Overnight	GP	0.00
24/02/2023	Friday	5.50	18:30	23:59	05:29:00	Withybush	Pembroke	Evening	GP	0.00
24/02/2023	Friday	5.00	19:00	23:58	04:58:00	Withybush	Pembroke	Evening	GP	0.00
24/02/2023	Friday	8.00	23:59	07:58	8.00	Withybush	Pembroke	Overnight	GP	0.00
25/02/2023	Saturday	5.00	08:00	12:59	04:59:00	Withybush	Pembroke	Morning	GP	0.00
25/02/2023	Saturday	5.00	17:00	21:59	04:59:00	Withybush	Pembroke	Evening	Clinician	0.00
26/02/2023	Sunday	5.00	08:00	12:59	04:59:00	Withybush	Pembroke	Morning	Clinician	0.00
26/02/2023	Sunday	5.00	17:00	21:59	04:59:00	Withybush	Pembroke	Evening	Clinician	0.00
26/02/2023	Sunday	5.00	19:00	23:59	04:59:00	Withybush	Pembroke	Evening	Clinician	0.00
03/03/2023	Friday	5.50	18:30	23:59	05:29:00	Withybush	Pembroke	Evening	GP	0.00
04/03/2023	Saturday	5.00	09:00	13:59	04:59:00	Withybush	Pembroke	Morning	Clinician	0.00
04/03/2023	Saturday	5.00	13:00	18:59	05:59:00	Withybush	Pembroke	Afternoon	Clinician	0.00
04/03/2023	Saturday	5.00	19:00	23:59	04:59:00	Withybush	Pembroke	Evening	Clinician	0.00
05/03/2023	Sunday	4.00	11:00	14:59	03:59:00	Withybush	Pembroke	Morning	Clinician	0.00
05/03/2023	Sunday	4.00	13:00	16:59	03:59:00	Withybush	Pembroke	Afternoon	Clinician	0.00
05/03/2023	Sunday	5.00	17:00	21:59	04:59:00	Withybush	Pembroke	Evening	Clinician	0.00
05/03/2023	Sunday	5.00	19:00	23:59	04:59:00	Withybush	Pembroke	Evening	Clinician	0.00
06/03/2023	Monday	5.50	18:30	23:59	05:29:00	Withybush	Pembroke	Evening	GP	0.00
07/03/2023	Tuesday	8.00	23:59	07:58	8.00	Withybush	Pembroke	Overnight	GP	0.00
11/03/2023	Saturday	5.00	19:00	23:59	04:59:00	Withybush	Pembroke	Evening	Clinician	0.00
12/03/2023	Sunday	4.00	11:00	14:59	03:59:00	Withybush	Pembroke	Morning	Clinician	0.00
12/03/2023	Sunday	5.00	14:00	18:59	04:59:00	Withybush	Pembroke	Afternoon	Clinician	0.00
12/03/2023	Sunday	5.00	17:00	21:59	04:59:00	Withybush	Pembroke	Evening	Clinician	0.00
12/03/2023	Sunday	5.00	19:00	23:59	04:59:00	Withybush	Pembroke	Evening	Clinician	0.00
13/03/2023	Monday	8.00	23:59	07:58	8.00	Withybush	Pembroke	Overnight	GP	0.00
18/03/2023	Saturday	5.00	08:00	12:59	04:59:00	Withybush	Pembroke	Morning	Clinician	0.00
18/03/2023	Saturday	5.00	08:00	12:59	04:59:00	Withybush	Pembroke	Morning	Clinician	0.00
18/03/2023	Saturday	4.00	09:00	12:59	03:59:00	Withybush	Pembroke	Morning	Clinician	0.00
18/03/2023	Saturday	6.00	13:00	18:59	05:59:00	Withybush	Pembroke	Afternoon	Clinician	0.00
18/03/2023	Saturday	4.00	13:00	16:59	03:59:00	Withybush	Pembroke	Afternoon	Clinician	0.00
18/03/2023	Saturday	6.00	13:00	18:59	05:59:00	Withybush	Pembroke	Afternoon	Clinician	0.00
19/03/2023	Sunday	5.00	08:00	12:59	04:59:00	Withybush	Pembroke	Morning	Clinician	0.00
19/03/2023	Sunday	5.00	08:00	12:59	04:59:00	Withybush	Pembroke	Morning	Clinician	0.00
19/03/2023	Sunday	5.00	09:00	13:59	04:59:00	Withybush	Pembroke	Morning	Clinician	0.00
19/03/2023	Sunday	4.00	13:00	16:59	03:59:00	Withybush	Pembroke	Afternoon	Clinician	0.00
19/03/2023	Sunday	6.00	13:00	18:59	05:59:00	Withybush	Pembroke	Afternoon	Clinician	0.00

19/03/2023	Sunday	5.00	17:00	21:59	04:59:00	Withybush	Pembroke	Evening	Clinician	0.00
19/03/2023	Sunday	5.00	19:00	23:59	04:59:00	Withybush	Pembroke	Evening	Clinician	0.00
20/03/2023	Monday	5.00	19:00	23:58	04:58:00	Withybush	Pembroke	Evening	GP	0.00
20/03/2023	Monday	8.00	23:59	07:58	8.00	Withybush	Pembroke	Overnight	GP	0.00
23/03/2023	Thursday	8.00	23:59	07:58	8.00	Withybush	Pembroke	Overnight	GP	0.00
24/03/2023	Friday	5.00	19:00	23:58	04:58:00	Withybush	Pembroke	Evening	GP	0.00
24/03/2023	Friday	8.00	23:59	07:58	8.00	Withybush	Pembroke	Overnight	GP	0.00
25/03/2023	Saturday	6.00	13:00	18:59	05:59:00	Withybush	Pembroke	Afternoon	GP	0.00
26/03/2023	Sunday	3.00	19:00	21:59	02:59:00	Withybush	Pembroke	Evening	Clinician	0.00
26/03/2023	Sunday	5.00	19:00	23:59	04:59:00	Withybush	Pembroke	Evening	Clinician	0.00
31/03/2023	Friday	5.50	18:30	23:59	05:29:00	Withybush	Pembroke	Evening	GP	0.00
01/04/2023	Saturday	5.00	09:00	13:59	04:59:00	Withybush	Pembroke	Morning	Clinician	0.00
01/04/2023	Saturday	4.00	09:00	12:59	03:59:00	Withybush	Pembroke	Morning	Clinician	0.00
01/04/2023	Saturday	5.00	13:00	18:59	05:59:00	Withybush	Pembroke	Afternoon	Clinician	0.00
01/04/2023	Saturday	4.00	13:00	16:59	03:59:00	Withybush	Pembroke	Afternoon	Clinician	0.00
01/04/2023	Saturday	5.00	19:00	23:59	04:59:00	Withybush	Pembroke	Evening	Clinician	0.00
02/04/2023	Sunday	5.00	09:00	13:59	04:59:00	Withybush	Pembroke	Morning	Clinician	0.00
02/04/2023	Sunday	4.00	11:00	14:59	03:59:00	Withybush	Pembroke	Morning	Clinician	0.00
02/04/2023	Sunday	4.00	13:00	16:59	03:59:00	Withybush	Pembroke	Afternoon	Clinician	0.00
02/04/2023	Sunday	5.00	17:00	21:59	04:59:00	Withybush	Pembroke	Evening	Clinician	0.00
02/04/2023	Sunday	5.00	19:00	23:59	04:59:00	Withybush	Pembroke	Evening	Clinician	0.00
07/04/2023	Friday	5.00	09:00	13:59	04:59:00	Withybush	Pembroke	Morning	GP	550.00
07/04/2023	Friday	2.00	11:00	12:59	01:59:00	Withybush	Pembroke	Short Shift	GP	0.00
09/04/2023	Sunday	5.00	08:00	12:59	5.00	Withybush	Pembroke	Morning	Clinician	600.00
09/04/2023	Sunday	5.00	09:00	13:59	04:59:00	Withybush	Pembroke	Morning	Clinician	610.00
09/04/2023	Sunday	4.00	11:00	14:59	03:59:00	Withybush	Pembroke	Morning	Clinician	500.00
10/04/2023	Monday	2.00	11:00	12:59	01:59:00	Withybush	Pembroke	Morning	GP	240.00
10/04/2023	Monday	6.00	13:00	18:59	05:59:00	Withybush	Pembroke	Afternoon	GP	780.00
15/04/2023	Saturday	5.00	19:00	23:59	04:59:00	Withybush	Pembroke	Evening	Clinician	575.00
15/04/2023	Saturday	8.00	23:59	07:58	8.00	Withybush	Pembroke	Overnight	Clinician	0.00
16/04/2023	Sunday	4.00	09:00	12:59	03:59:00	Withybush	Pembroke	Morning	Clinician	0.00
22/04/2023	Saturday	5.00	08:00	12:59	04:59:00	Withybush	Pembroke	Morning	Clinician	0.00
22/04/2023	Saturday	4.00	09:00	12:59	03:59:00	Withybush	Pembroke	Morning	Clinician	0.00
22/04/2023	Saturday	4.00	13:00	16:59	03:59:00	Withybush	Pembroke	Afternoon	Clinician	0.00
22/04/2023	Saturday	4.00	13:00	16:59	03:59:00	Withybush	Pembroke	Afternoon	Clinician	0.00
23/04/2023	Sunday	5.00	08:00	12:59	04:59:00	Withybush	Pembroke	Morning	Clinician	0.00
23/04/2023	Sunday	5.00	08:00	12:59	04:59:00	Withybush	Pembroke	Morning	Clinician	0.00
23/04/2023	Sunday	5.00	09:00	13:59	04:59:00	Withybush	Pembroke	Morning	Clinician	0.00
27/04/2023	Thursday	8.00	23:59	07:58	8.00	Withybush	Pembroke	Overnight	GP	0.00
13/05/2023	Saturday	3.00	15:00	18:59	03:59:00	Withybush	Pembroke	Afternoon	Clinician	0.00
14/05/2023	Sunday	5.00	19:00	23:59	04:59:00	Withybush	Pembroke	Evening	Clinician	0.00
15/05/2023	Monday	5.00	19:00	23:59	04:59:00	Withybush	Pembroke	Evening	GP	0.00
15/05/2023	Monday	8.00	23:59	07:58	8.00	Withybush	Pembroke	Overnight	GP	0.00
18/05/2023	Thursday	5.00	19:00	23:59	04:59:00	Withybush	Pembroke	Evening	GP	0.00
18/05/2023	Thursday	8.00	23:59	07:58	8.00	Withybush	Pembroke	Overnight	GP	0.00
19/05/2023	Friday	5.00	19:00	23:59	04:59:00	Withybush	Pembroke	Evening	GP	0.00
19/05/2023	Friday	8.00	23:59	07:58	8.00	Withybush	Pembroke	Overnight	GP	0.00
20/05/2023	Saturday	5.00	08:00	12:59	04:59:00	Withybush	Pembroke	Morning	Clinician	0.00
20/05/2023	Saturday	5.00	09:00	13:59	04:59:00	Withybush	Pembroke	Morning	Clinician	0.00
20/05/2023	Saturday	4.00	09:00	12:59	03:59:00	Withybush	Pembroke	Morning	Clinician	0.00
20/05/2023	Saturday	4.00	13:00	16:59	03:59:00	Withybush	Pembroke	Afternoon	Clinician	0.00
20/05/2023	Saturday	4.00	15:00	18:59	03:59:00	Withybush	Pembroke	Afternoon	Clinician	0.00
20/05/2023	Saturday	8.00	19:00	02:59	8.00	Withybush	Pembroke	Evening	Clinician	0.00
20/05/2023	Saturday	5.00	19:00	23:59	04:59:00	Withybush	Pembroke	Evening	Clinician	0.00
20/05/2023	Saturday	8.00	23:59	07:58	8.00	Withybush	Pembroke	Overnight	Clinician	0.00
21/05/2023	Sunday	5.00	08:00	12:59	04:59:00	Withybush	Pembroke	Morning	Clinician	0.00
21/05/2023	Sunday	5.00	08:00	12:59	04:59:00	Withybush	Pembroke	Morning	Clinician	0.00
21/05/2023	Sunday	4.00	09:00	12:59	03:59:00	Withybush	Pembroke	Morning	Clinician	0.00
21/05/2023	Sunday	2.00	15:00	16:59	01:59:00	Withybush	Pembroke	Afternoon	Clinician	0.00
21/05/2023	Sunday	2.00	17:00	18:59	01:59:00	Withybush	Pembroke	Evening	Clinician	0.00
21/05/2023	Sunday	8.00	19:00	02:59	8.00	Withybush	Pembroke	Evening	Clinician	0.00
21/05/2023	Sunday	5.00	19:00	23:59	04:59:00	Withybush	Pembroke	Evening	Clinician	0.00

21/05/2023	Sunday	8.00	23:59	07:58	8.00	Withybush	Pembroke	Overnight	Clinician	0.00
22/05/2023	Monday	5.00	19:00	23:59	04:59:00	Withybush	Pembroke	Evening	GP	0.00
22/05/2023	Monday	8.00	23:59	07:58	8.00	Withybush	Pembroke	Overnight	GP	0.00
25/05/2023	Thursday	8.00	23:59	07:58	8.00	Withybush	Pembroke	Overnight	GP	0.00
28/05/2023	Sunday	5.00	19:00	23:59	04:59:00	Withybush	Pembroke	Evening	Clinician	0.00
29/05/2023	Monday	4.00	19:00	22:59	03:59:00	Withybush	Pembroke	Evening	GP	0.00
30/05/2023	Tuesday	5.00	19:00	23:59	04:59:00	Withybush	Pembroke	Evening	GP	0.00
31/05/2023	Wednesday	5.00	19:00	23:59	04:59:00	Withybush	Pembroke	Evening	GP	0.00
01/06/2023	Thursday	5.50	18:30	23:59	05:29:00	Withybush	Pembroke	Evening	GP	0.00
03/06/2023	Saturday	4.00	09:00	12:59	03:59:00	Withybush	Pembroke	Morning	Clinician	0.00
04/06/2023	Sunday	4.00	11:00	14:59	03:59:00	Withybush	Pembroke	Morning	Clinician	0.00
04/06/2023	Sunday	5.00	19:00	23:59	04:59:00	Withybush	Pembroke	Evening	Clinician	0.00
10/06/2023	Saturday	5.00	19:00	23:59	04:59:00	Withybush	Pembroke	Evening	Clinician	0.00
12/06/2023	Monday	5.00	19:00	23:59	04:59:00	Withybush	Pembroke	Evening	GP	0.00
12/06/2023	Monday	8.00	23:59	07:58	8.00	Withybush	Pembroke	Overnight	GP	0.00
17/06/2023	Saturday	4.00	09:00	12:59	03:59:00	Withybush	Pembroke	Morning	Clinician	0.00
17/06/2023	Saturday	2.00	11:00	12:59	01:59:00	Withybush	Pembroke	Morning	Clinician	0.00
17/06/2023	Saturday	6.00	13:00	18:59	05:59:00	Withybush	Pembroke	Afternoon	Clinician	0.00
18/06/2023	Sunday	5.00	09:00	13:59	04:59:00	Withybush	Pembroke	Morning	Clinician	0.00
18/06/2023	Sunday	2.00	11:00	12:59	01:59:00	Withybush	Pembroke	Morning	Clinician	0.00
18/06/2023	Sunday	5.00	19:00	23:59	04:59:00	Withybush	Pembroke	Evening	Clinician	0.00
24/06/2023	Saturday	5.00	08:00	12:59	04:59:00	Withybush	Pembroke	Morning	Clinician	0.00
24/06/2023	Saturday	5.00	08:00	12:59	04:59:00	Withybush	Pembroke	Morning	Clinician	0.00
24/06/2023	Saturday	5.00	09:00	13:59	04:59:00	Withybush	Pembroke	Morning	Clinician	0.00
24/06/2023	Saturday	6.00	13:00	18:59	05:59:00	Withybush	Pembroke	Afternoon	Clinician	0.00
24/06/2023	Saturday	5.00	19:00	23:59	04:59:00	Withybush	Pembroke	Evening	Clinician	575.00
25/06/2023	Sunday	5.00	08:00	12:59	04:59:00	Withybush	Pembroke	Morning	Clinician	0.00
25/06/2023	Sunday	4.00	11:00	14:59	03:59:00	Withybush	Pembroke	Morning	Clinician	0.00
25/06/2023	Sunday	4.00	13:00	16:59	03:59:00	Withybush	Pembroke	Afternoon	Clinician	0.00
25/06/2023	Sunday	5.00	19:00	23:59	04:59:00	Withybush	Pembroke	Evening	Clinician	0.00
25/06/2023	Sunday	5.00	19:00	23:59	04:59:00	Withybush	Pembroke	Evening	Clinician	0.00
25/06/2023	Sunday	8.00	23:59	07:58	8.00	Withybush	Pembroke	Overnight	Clinician	0.00
26/06/2023	Monday	5.00	19:00	23:59	04:59:00	Withybush	Pembroke	Evening	GP	0.00
27/06/2023	Tuesday	5.00	19:00	23:59	04:59:00	Withybush	Pembroke	Evening	GP	0.00
28/06/2023	Wednesday	5.00	19:00	23:59	04:59:00	Withybush	Pembroke	Evening	GP	0.00
01/07/2023	Saturday	5.00	09:00	13:59	04:59:00	Withybush	Pembroke	Morning	Clinician	0.00
01/07/2023	Saturday	5.00	19:00	23:59	04:59:00	Withybush	Pembroke	Evening	Clinician	0.00
02/07/2023	Sunday	5.00	08:00	12:59	04:59:00	Withybush	Pembroke	Morning	Clinician	0.00
03/07/2023	Monday	8.00	23:59	07:59	8.00	Withybush	Pembroke	Overnight	GP	0.00
06/07/2023	Thursday	8.00	23:59	07:59	8.00	Withybush	Pembroke	Overnight	GP	0.00
08/07/2023	Saturday	4.00	09:00	12:59	03:59:00	Withybush	Pembroke	Morning	Clinician	0.00
08/07/2023	Saturday	6.00	13:00	18:59	05:59:00	Withybush	Pembroke	Afternoon	Clinician	0.00
08/07/2023	Saturday	5.00	17:00	21:59	04:59:00	Withybush	Pembroke	Evening	Clinician	0.00
08/07/2023	Saturday	5.00	19:00	23:59	04:59:00	Withybush	Pembroke	Evening	Clinician	0.00
09/07/2023	Sunday	4.00	09:00	12:59	03:59:00	Withybush	Pembroke	Morning	Clinician	0.00
09/07/2023	Sunday	7.00	13:00	19:59	06:59:00	Withybush	Pembroke	Afternoon	Clinician	0.00
09/07/2023	Sunday	7.00	17:00	23:59	06:59:00	Withybush	Pembroke	Evening	Clinician	0.00
10/07/2023	Monday	5.00	19:00	23:59	04:59:00	Withybush	Pembroke	Evening	GP	0.00
10/07/2023	Monday	8.00	23:59	07:58	8.00	Withybush	Pembroke	Overnight	GP	0.00
12/07/2023	Wednesday	8.00	23:59	07:59	8.00	Withybush	Pembroke	Overnight	GP	0.00
14/07/2023	Friday	5.50	18:30	23:59	05:29:00	Withybush	Pembroke	Evening	GP	0.00
14/07/2023	Friday	5.00	19:00	23:59	04:59:00	Withybush	Pembroke	Evening	GP	0.00
14/07/2023	Friday	8.00	23:59	07:58	8.00	Withybush	Pembroke	Overnight	GP	0.00
15/07/2023	Saturday	5.00	08:00	12:59	04:59:00	Withybush	Pembroke	Morning	Clinician	0.00
15/07/2023	Saturday	5.00	09:00	13:59	04:59:00	Withybush	Pembroke	Morning	Clinician	0.00
15/07/2023	Saturday	4.00	13:00	16:59	03:59:00	Withybush	Pembroke	Afternoon	Clinician	0.00
15/07/2023	Saturday	5.00	19:00	23:59	04:59:00	Withybush	Pembroke	Evening	Clinician	0.00
16/07/2023	Sunday	6.00	08:00	12:59	04:59:00	Withybush	Pembroke	Morning	Clinician	0.00
16/07/2023	Sunday	4.00	09:00	12:59	03:59:00	Withybush	Pembroke	Morning	Clinician	0.00
16/07/2023	Sunday	5.00	19:00	23:59	04:59:00	Withybush	Pembroke	Evening	Clinician	0.00
22/07/2023	Saturday	4.00	09:00	12:59	03:59:00	Withybush	Pembroke	Morning	Clinician	0.00
22/07/2023	Saturday	4.00	11:00	14:59	03:59:00	Withybush	Pembroke	Morning	Clinician	0.00



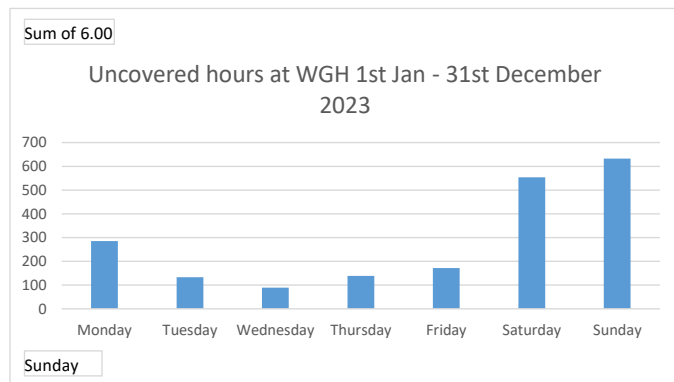
22/07/2023	Saturday	6.00	13:00	18:59	05:59:00	Withybush	Pembroke	Afternoon	Clinician	0.00
22/07/2023	Saturday	6.00	13:00	18:59	05:59:00	Withybush	Pembroke	Afternoon	Clinician	0.00
22/07/2023	Saturday	5.00	19:00	23:59	04:59:00	Withybush	Pembroke	Evening	Clinician	0.00
23/07/2023	Sunday	5.00	08:00	12:59	04:59:00	Withybush	Pembroke	Morning	Clinician	0.00
23/07/2023	Sunday	4.00	11:00	14:59	03:59:00	Withybush	Pembroke	Morning	Clinician	0.00
23/07/2023	Sunday	4.00	13:00	16:59	03:59:00	Withybush	Pembroke	Afternoon	Clinician	0.00
23/07/2023	Sunday	6.00	13:00	18:59	05:59:00	Withybush	Pembroke	Afternoon	Clinician	0.00
23/07/2023	Sunday	6.00	13:00	18:59	05:59:00	Withybush	Pembroke	Afternoon	Clinician	0.00
29/07/2023	Saturday	5.00	09:00	13:59	04:59:00	Withybush	Pembroke	Morning	Clinician	0.00
30/07/2023	Sunday	5.00	09:00	13:59	04:59:00	Withybush	Pembroke	Morning	Clinician	0.00
30/07/2023	Sunday	4.00	11:00	14:59	03:59:00	Withybush	Pembroke	Morning	Clinician	0.00
30/07/2023	Sunday	6.00	13:00	18:59	05:59:00	Withybush	Pembroke	Afternoon	Clinician	0.00
30/07/2023	Sunday	5.00	19:00	23:59	04:59:00	Withybush	Pembroke	Evening	Clinician	0.00
31/07/2023	Monday	8.00	23:59	07:58	8.00	Withybush	Pembroke	Overnight	GP	0.00
01/08/2023	Tuesday	5.50	18:30	23:59	05:29:00	Withybush	Pembroke	Evening	GP	0.00
02/08/2023	Wednesday	5.50	18:30	23:59	05:29:00	Withybush	Pembroke	Evening	GP	0.00
03/08/2023	Thursday	8.00	23:59	07:59	8.00	Withybush	Pembroke	Overnight	GP	0.00
04/08/2023	Friday	8.00	23:59	07:59	8.00	Withybush	Pembroke	Overnight	GP	0.00
05/08/2023	Saturday	8.00	23:59	07:59	8.00	Withybush	Pembroke	Overnight	Clinician	0.00
07/08/2023	Monday	8.00	23:59	07:59	8.00	Withybush	Pembroke	Overnight	GP	0.00
09/08/2023	Wednesday	5.00	19:00	23:59	04:59:00	Withybush	Pembroke	Evening	GP	0.00
11/08/2023	Friday	5.00	19:00	23:59	04:59:00	Withybush	Pembroke	Evening	GP	0.00
12/08/2023	Saturday	5.00	08:00	12:59	04:59:00	Withybush	Pembroke	Morning	Clinician	0.00
12/08/2023	Saturday	5.00	09:00	13:59	04:59:00	Withybush	Pembroke	Morning	Clinician	0.00
12/08/2023	Saturday	4.00	09:00	12:59	03:59:00	Withybush	Pembroke	Morning	Clinician	0.00
12/08/2023	Saturday	2.00	11:00	12:59	01:59:00	Withybush	Pembroke	Morning	Clinician	0.00
12/08/2023	Saturday	4.00	13:00	16:59	03:59:00	Withybush	Pembroke	Afternoon	Clinician	0.00
12/08/2023	Saturday	6.00	13:00	18:59	05:59:00	Withybush	Pembroke	Afternoon	Clinician	0.00
12/08/2023	Saturday	6.00	13:00	18:59	05:59:00	Withybush	Pembroke	Afternoon	Clinician	0.00
12/08/2023	Saturday	5.00	19:00	23:59	04:59:00	Withybush	Pembroke	Evening	Clinician	0.00
13/08/2023	Sunday	5.00	08:00	12:59	04:59:00	Withybush	Pembroke	Morning	Clinician	0.00
13/08/2023	Sunday	5.00	09:00	13:59	04:59:00	Withybush	Pembroke	Morning	Clinician	0.00
13/08/2023	Sunday	2.00	11:00	12:59	01:59:00	Withybush	Pembroke	Morning	Clinician	0.00
13/08/2023	Sunday	6.00	13:00	18:59	05:59:00	Withybush	Pembroke	Afternoon	Clinician	0.00
13/08/2023	Sunday	5.00	17:00	21:59	04:59:00	Withybush	Pembroke	Evening	Clinician	0.00
14/08/2023	Monday	5.50	18:30	23:59	05:29:00	Withybush	Pembroke	Evening	GP	0.00
15/08/2023	Tuesday	5.50	18:30	23:59	05:29:00	Withybush	Pembroke	Evening	GP	0.00
15/08/2023	Tuesday	5.00	19:00	23:59	04:59:00	Withybush	Pembroke	Evening	GP	0.00
15/08/2023	Tuesday	8.00	23:59	07:59	8.00	Withybush	Pembroke	Overnight	GP	0.00
16/08/2023	Wednesday	5.00	19:00	23:59	04:59:00	Withybush	Pembroke	Evening	GP	0.00
16/08/2023	Wednesday	8.00	23:59	07:59	8.00	Withybush	Pembroke	Overnight	GP	0.00
18/08/2023	Friday	5.00	19:00	23:59	04:59:00	Withybush	Pembroke	Evening	GP	0.00
19/08/2023	Saturday	4.00	11:00	14:59	03:59:00	Withybush	Pembroke	Morning	Clinician	0.00
19/08/2023	Saturday	5.00	19:00	23:59	04:59:00	Withybush	Pembroke	Evening	Clinician	0.00
20/08/2023	Sunday	6.00	13:00	18:59	05:59:00	Withybush	Pembroke	Afternoon	Clinician	0.00
20/08/2023	Sunday	5.00	19:00	23:59	04:59:00	Withybush	Pembroke	Evening	Clinician	0.00
21/08/2023	Monday	5.00	19:00	23:59	04:59:00	Withybush	Pembroke	Evening	GP	0.00
21/08/2023	Monday	8.00	23:59	07:59	8.00	Withybush	Pembroke	Overnight	GP	0.00
22/08/2023	Tuesday	8.00	23:59	07:59	8.00	Withybush	Pembroke	Overnight	GP	0.00
24/08/2023	Thursday	5.50	18:30	23:59	05:29:00	Withybush	Pembroke	Evening	GP	0.00
25/08/2023	Friday	5.50	18:30	23:59	05:29:00	Withybush	Pembroke	Evening	GP	0.00
31/08/2023	Thursday	5.50	18:30	23:59	5.50	Withybush	Pembroke	Evening	GP	0.00
31/08/2023	Thursday	8.00	23:59	07:59	8.00	Withybush	Pembroke	Overnight	GP	0.00
01/09/2023	Friday	8.00	23:59	07:59	8.00	Withybush	Pembroke	Overnight	GP	0.00
02/09/2023	Saturday	6.00	13:00	18:59	05:59:00	Withybush	Pembroke	Afternoon	Clinician	0.00
02/09/2023	Saturday	5.00	17:00	21:59	04:59:00	Withybush	Pembroke	Evening	Clinician	0.00
02/09/2023	Saturday	8.00	23:59	07:59	8.00	Withybush	Pembroke	Overnight	Clinician	0.00
03/09/2023	Sunday	5.00	09:00	13:59	04:59:00	Withybush	Pembroke	Morning	Clinician	0.00
03/09/2023	Sunday	6.00	13:00	18:59	05:59:00	Withybush	Pembroke	Afternoon	Clinician	0.00
03/09/2023	Sunday	5.00	17:00	21:59	04:59:00	Withybush	Pembroke	Evening	Clinician	0.00
03/09/2023	Sunday	5.00	19:00	23:59	04:59:00	Withybush	Pembroke	Evening	Clinician	0.00
04/09/2023	Monday	5.00	19:00	23:59	04:59:00	Withybush	Pembroke	Evening	GP	0.00

04/09/2023	Monday	8.00	23:59	07:59	8.00	Withybush	Pembroke	Overnight	GP	0.00
07/09/2023	Thursday	8.00	23:59	07:59	8.00	Withybush	Pembroke	Overnight	GP	0.00
11/09/2023	Monday	8.00	23:59	07:59	8.00	Withybush	Pembroke	Overnight	GP	0.00
12/09/2023	Tuesday	8.00	23:59	07:59	8.00	Withybush	Pembroke	Overnight	GP	0.00
13/09/2023	Wednesday	8.00	23:59	07:59	8.00	Withybush	Pembroke	Overnight	GP	0.00
14/09/2023	Thursday	8.00	23:59	07:59	8.00	Withybush	Pembroke	Overnight	GP	0.00
15/09/2023	Friday	5.00	19:00	23:59	04:59:00	Withybush	Pembroke	Evening	GP	0.00
15/09/2023	Friday	8.00	23:59	07:59	8.00	Withybush	Pembroke	Overnight	GP	0.00
16/09/2023	Saturday	8.00	23:59	07:59	8.00	Withybush	Pembroke	Overnight	Clinician	0.00
17/09/2023	Sunday	5.00	19:00	23:59	04:59:00	Withybush	Pembroke	Evening	Clinician	0.00
17/09/2023	Sunday	8.00	23:59	07:59	8.00	Withybush	Pembroke	Overnight	Clinician	0.00
18/09/2023	Monday	8.00	23:59	07:59	8.00	Withybush	Pembroke	Overnight	GP	0.00
19/09/2023	Tuesday	8.00	23:59	07:59	8.00	Withybush	Pembroke	Overnight	GP	0.00
21/09/2023	Thursday	5.50	18:30	23:59	05:29:00	Withybush	Pembroke	Evening	GP	0.00
22/09/2023	Friday	5.50	18:30	23:59	05:29:00	Withybush	Pembroke	Evening	GP	0.00
23/09/2023	Saturday	5.00	08:00	12:59	04:59:00	Withybush	Pembroke	Morning	Clinician	0.00
23/09/2023	Saturday	4.00	13:00	16:59	03:59:00	Withybush	Pembroke	Afternoon	Clinician	0.00
24/09/2023	Sunday	5.00	08:00	12:59	04:59:00	Withybush	Pembroke	Morning	Clinician	0.00
24/09/2023	Sunday	4.00	11:00	14:59	03:59:00	Withybush	Pembroke	Morning	Clinician	0.00
28/09/2023	Thursday	5.50	18:30	23:59	05:29:00	Withybush	Pembroke	Evening	GP	0.00
29/09/2023	Friday	5.00	19:00	23:59	04:59:00	Withybush	Pembroke	Evening	GP	0.00
30/09/2023	Saturday	5.00	17:00	21:59	04:59:00	Withybush	Pembroke	Evening	Clinician	0.00
01/10/2023	Sunday	5.00	19:00	23:59	04:59:00	Withybush	Pembroke	Evening	Clinician	0.00
02/10/2023	Monday	5.00	19:00	23:59	04:59:00	Withybush	Pembroke	Evening	GP	0.00
08/10/2023	Sunday	4.00	13:00	16:59	03:59:00	Withybush	Pembroke	Afternoon	Clinician	0.00
09/10/2023	Monday	5.50	18:30	23:59	05:29:00	Withybush	Pembroke	Evening	GP	0.00
15/10/2023	Sunday	5.00	09:00	13:59	04:59:00	Withybush	Pembroke	Morning	Clinician	0.00
27/10/2023	Friday	8.00	23:59	07:59	8.00	Withybush	Pembroke	Overnight	GP	0.00
28/10/2023	Saturday	5.00	08:00	12:59	04:59:00	Withybush	Pembroke	Morning	Clinician	0.00
28/10/2023	Saturday	4.00	13:00	16:59	03:59:00	Withybush	Pembroke	Afternoon	Clinician	0.00
29/10/2023	Sunday	5.00	09:00	13:59	04:59:00	Withybush	Pembroke	Morning	Clinician	0.00
29/10/2023	Sunday	5.00	19:00	23:59	04:59:00	Withybush	Pembroke	Evening	Clinician	0.00
29/10/2023	Sunday	5.00	19:00	23:59	04:59:00	Withybush	Pembroke	Evening	Clinician	0.00
29/10/2023	Sunday	8.00	23:59	07:59	8.00	Withybush	Pembroke	Overnight	Clinician	920.00
30/10/2023	Monday	5.50	18:30	23:59	05:29:00	Withybush	Pembroke	Evening	GP	0.00
31/10/2023	Tuesday	5.50	18:30	23:59	05:29:00	Withybush	Pembroke	Evening	Clinician	0.00
05/11/2023	Sunday	5.00	19:00	23:59	04:59:00	Withybush	Pembroke	Evening	Clinician	0.00
11/11/2023	Saturday	5.00	09:00	13:59	04:59:00	Withybush	Pembroke	Morning	Clinician	0.00
12/11/2023	Sunday	5.00	19:00	23:59	04:59:00	Withybush	Pembroke	Evening	Clinician	575.00
25/11/2023	Saturday	5.00	08:00	12:59	04:59:00	Withybush	Pembroke	Morning	Clinician	0.00
25/11/2023	Saturday	4.00	13:00	16:59	03:59:00	Withybush	Pembroke	Afternoon	Clinician	0.00
25/11/2023	Saturday	5.00	17:00	21:59	04:59:00	Withybush	Pembroke	Evening	Clinician	0.00
26/11/2023	Sunday	5.00	09:00	13:59	04:59:00	Withybush	Pembroke	Morning	Clinician	0.00
26/11/2023	Sunday	4.00	09:00	12:59	03:59:00	Withybush	Pembroke	Morning	Clinician	0.00
02/12/2023	Saturday	5.00	08:00	12:59	04:59:00	Withybush	Pembroke	Morning	Clinician	0.00
02/12/2023	Saturday	6.00	13:00	18:59	6.00	Withybush	Pembroke	Afternoon	Clinician	0.00
03/12/2023	Sunday	5.00	19:00	23:59	04:59:00	Withybush	Pembroke	Evening	Clinician	0.00
10/12/2023	Sunday	5.00	08:00	12:59	04:59:00	Withybush	Pembroke	Morning	Clinician	0.00
10/12/2023	Sunday	5.00	09:00	13:59	04:59:00	Withybush	Pembroke	Morning	Clinician	0.00
10/12/2023	Sunday	4.00	11:00	14:59	03:59:00	Withybush	Pembroke	Morning	Clinician	0.00
10/12/2023	Sunday	4.00	13:00	16:59	03:59:00	Withybush	Pembroke	Afternoon	Clinician	0.00
18/12/2023	Monday	5.50	18:30	23:59	05:29:00	Withybush	Pembroke	Evening	GP	0.00
18/12/2023	Monday	5.00	19:00	23:59	04:59:00	Withybush	Pembroke	Evening	GP	0.00
18/12/2023	Monday	8.00	23:59	07:59	8.00	Withybush	Pembroke	Overnight	GP	0.00
23/12/2023	Saturday	5.00	09:00	13:59	04:59:00	Withybush	Pembroke	Morning	Clinician	0.00
23/12/2023	Saturday	5.00	19:00	23:59	04:59:00	Withybush	Pembroke	Evening	Clinician	0.00
24/12/2023	Sunday	4.00	13:00	16:59	03:59:00	Withybush	Pembroke	Afternoon	Clinician	0.00
24/12/2023	Sunday	5.00	17:00	21:59	04:59:00	Withybush	Pembroke	Evening	Clinician	0.00
24/12/2023	Sunday	5.00	19:00	23:59	04:59:00	Withybush	Pembroke	Evening	Clinician	0.00
25/12/2023	Monday	4.00	11:00	14:59	03:59:00	Withybush	Pembroke	Morning	Clinician	0.00
25/12/2023	Monday	4.00	13:00	16:59	03:59:00	Withybush	Pembroke	Afternoon	Clinician	0.00
25/12/2023	Monday	5.00	13:00	18:59	05:59:00	Withybush	Pembroke	Afternoon	Clinician	0.00

25/12/2023	Monday	5.00	17:00	21:59	04:59:00	Withybush	Pembroke	Evening	Clinician	0.00
25/12/2023	Monday	5.00	19:00	23:59	04:59:00	Withybush	Pembroke	Evening	Clinician	0.00
26/12/2023	Tuesday	5.00	19:00	23:59	04:59:00	Withybush	Pembroke	Evening	Clinician	0.00
29/12/2023	Friday	5.50	18:30	23:59	05:29:00	Withybush	Pembroke	Evening	GP	0.00
31/12/2023	Sunday	5.00	19:00	23:59	04:59:00	Withybush	Pembroke	Evening	Clinician	0.00



<b>Sunday</b>	<b>Sum of 6.00</b>
Monday	285.5
Tuesday	133.5
Wednesday	89
Thursday	139
Friday	171.5
Saturday	554
Sunday	633
	2005.5

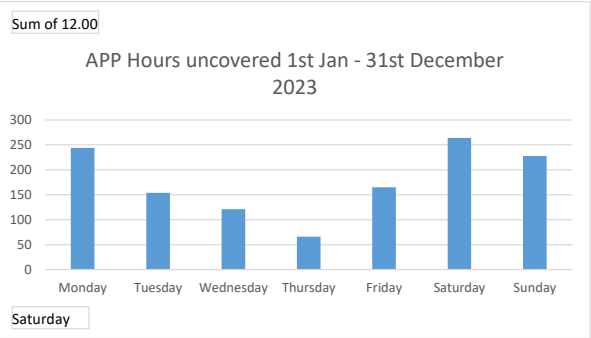


21/01/2023	Saturday	12.00	15:00	02:59	12.00	APP	APP	Long Shift	APP	0.00
22/01/2023	Sunday	12.00	15:00	02:59	9.00	APP	APP	Long Shift	APP	0.00
28/01/2023	Saturday	12.00	15:00	02:59	12.00	APP	APP	Long Shift	APP	0.00
12/02/2023	Sunday	12.00	15:00	02:59	12.00	APP	APP	Long Shift	APP	0.00
18/02/2023	Saturday	12.00	15:00	02:59	12.00	APP	APP	Long Shift	APP	0.00
25/02/2023	Saturday	12.00	15:00	02:59	12.00	APP	APP	Long Shift	APP	0.00
04/03/2023	Saturday	12.00	15:00	02:59	12.00	APP	APP	Long Shift	APP	0.00
18/03/2023	Saturday	12.00	15:00	02:59	12.00	APP	APP	Long Shift	APP	0.00
19/03/2023	Sunday	12.00	15:00	02:59	12.00	APP	APP	Long Shift	APP	0.00
20/03/2023	Monday	11.00	19:00	05:59	11.00	APP	APP	Overnight	APP	0.00
24/03/2023	Friday	11.00	19:00	05:59	11.00	APP	APP	Overnight	APP	0.00
25/03/2023	Saturday	12.00	15:00	02:59	12.00	APP	APP	Long Shift	APP	0.00
26/03/2023	Sunday	12.00	15:00	02:59	12.00	APP	APP	Long Shift	APP	0.00
27/03/2023	Monday	11.00	19:00	05:59	11.00	APP	APP	Overnight	APP	0.00
28/03/2023	Tuesday	11.00	19:00	05:59	11.00	APP	APP	Overnight	APP	0.00
29/03/2023	Wednesday	11.00	19:00	05:59	11.00	APP	APP	Overnight	APP	0.00
01/04/2023	Saturday	12.00	15:00	02:59	12.00	APP	APP	Long Shift	APP	0.00
03/04/2023	Monday	11.00	19:00	05:59	11.00	APP	APP	Overnight	APP	0.00
06/04/2023	Thursday	11.00	19:00	05:59	11.00	APP	APP	Overnight	APP	0.00
07/04/2023	Friday	11.00	19:00	05:59	11.00	APP	APP	Overnight	APP	0.00
09/04/2023	Sunday	12.00	15:00	02:59	12.00	APP	APP	Long Shift	APP	0.00
14/04/2023	Friday	11.00	19:00	05:59	11.00	APP	APP	Overnight	APP	0.00
18/04/2023	Tuesday	11.00	19:00	05:59	11.00	APP	APP	Overnight	APP	0.00
21/04/2023	Friday	11.00	19:00	05:59	11.00	APP	APP	Overnight	APP	0.00
22/04/2023	Saturday	12.00	15:00	02:59	12.00	APP	APP	Long Shift	APP	0.00
08/05/2023	Monday	11.00	19:00	05:59	11.00	APP	APP	Overnight	APP	0.00
14/05/2023	Sunday	12.00	15:00	02:59	12.00	APP	APP	Long Shift	APP	0.00
15/05/2023	Monday	11.00	19:00	05:59	11.00	APP	APP	Overnight	APP	0.00
19/05/2023	Friday	11.00	19:00	05:59	11.00	APP	APP	Overnight	APP	0.00
20/05/2023	Saturday	12.00	15:00	02:59	12.00	APP	APP	Long Shift	APP	0.00
21/05/2023	Sunday	12.00	15:00	02:59	12.00	APP	APP	Long Shift	APP	0.00
22/05/2023	Monday	11.00	19:00	05:59	11.00	APP	APP	Overnight	APP	0.00
28/05/2023	Sunday	12.00	15:00	02:59	12.00	APP	APP	Long Shift	APP	0.00
29/05/2023	Monday	11.00	19:00	05:59	11.00	APP	APP	Overnight	APP	0.00
30/05/2023	Tuesday	11.00	19:00	05:59	11.00	APP	APP	Overnight	APP	0.00
01/06/2023	Thursday	11.00	19:00	05:59	11.00	APP	APP	Overnight	APP	0.00
03/06/2023	Saturday	12.00	15:00	02:59	12.00	APP	APP	Long Shift	APP	0.00
04/06/2023	Sunday	12.00	15:00	02:59	12.00	APP	APP	Long Shift	APP	0.00
05/06/2023	Monday	11.00	19:00	05:59	11.00	APP	APP	Overnight	APP	0.00
07/06/2023	Wednesday	11.00	19:00	05:59	11.00	APP	APP	Overnight	APP	0.00
08/06/2023	Thursday	11.00	19:00	05:59	11.00	APP	APP	Overnight	APP	0.00
09/06/2023	Friday	11.00	19:00	05:59	11.00	APP	APP	Overnight	APP	0.00
12/06/2023	Monday	11.00	19:00	05:59	11.00	APP	APP	Overnight	APP	0.00
13/06/2023	Tuesday	11.00	19:00	05:59	11.00	APP	APP	Overnight	APP	0.00
16/06/2023	Friday	11.00	19:00	05:59	11.00	APP	APP	Overnight	APP	0.00
17/06/2023	Saturday	12.00	15:00	02:59	12.00	APP	APP	Long Shift	APP	0.00
19/06/2023	Monday	11.00	19:00	05:59	11.00	APP	APP	Overnight	APP	0.00
21/06/2023	Wednesday	11.00	19:00	05:59	11.00	APP	APP	Overnight	APP	0.00
26/06/2023	Monday	11.00	19:00	05:59	11.00	APP	APP	Overnight	APP	0.00
27/06/2023	Tuesday	11.00	19:00	05:59	11.00	APP	APP	Overnight	APP	0.00
28/06/2023	Wednesday	11.00	19:00	05:59	11.00	APP	APP	Overnight	APP	0.00
01/07/2023	Saturday	12.00	15:00	02:59	12.00	APP	APP	Long Shift	APP	0.00
03/07/2023	Monday	11.00	19:00	05:59	11.00	APP	APP	Overnight	APP	0.00
07/07/2023	Friday	11.00	19:00	05:59	11.00	APP	APP	Overnight	APP	0.00
12/07/2023	Wednesday	11.00	19:00	05:59	11.00	APP	APP	Overnight	APP	0.00
13/07/2023	Thursday	11.00	19:00	05:59	11.00	APP	APP	Overnight	APP	0.00
14/07/2023	Friday	11.00	19:00	05:59	11.00	APP	APP	Overnight	APP	0.00
15/07/2023	Saturday	12.00	15:00	02:59	12.00	APP	APP	Long Shift	APP	0.00
17/07/2023	Monday	11.00	19:00	05:59	11.00	APP	APP	Overnight	APP	0.00

21/07/2023	Friday	11.00	19:00	05:59	11.00	APP	APP	Overnight	APP	0.00
22/07/2023	Saturday	12.00	15:00	02:59	12.00	APP	APP	Long Shift	APP	0.00
23/07/2023	Sunday	12.00	15:00	02:59	12.00	APP	APP	Long Shift	APP	0.00
25/07/2023	Tuesday	11.00	19:00	05:59	11.00	APP	APP	Overnight	APP	0.00
28/07/2023	Friday	11.00	19:00	05:59	11.00	APP	APP	Overnight	APP	0.00
01/08/2023	Tuesday	11.00	19:00	05:59	11.00	APP	APP	Overnight	APP	0.00
03/08/2023	Thursday	11.00	19:00	05:59	11.00	APP	APP	Overnight	APP	0.00
07/08/2023	Monday	11.00	19:00	05:59	11.00	APP	APP	Overnight	APP	0.00
10/08/2023	Thursday	11.00	19:00	05:59	11.00	APP	APP	Overnight	APP	0.00
11/08/2023	Friday	11.00	19:00	05:59	11.00	APP	APP	Overnight	APP	0.00
13/08/2023	Sunday	12.00	15:00	02:59	12.00	APP	APP	Long Shift	APP	0.00
16/08/2023	Wednesday	11.00	19:00	05:59	11.00	APP	APP	Overnight	APP	0.00
18/08/2023	Friday	11.00	19:00	05:59	11.00	APP	APP	Overnight	APP	0.00
21/08/2023	Monday	11.00	19:00	05:59	11.00	APP	APP	Overnight	APP	0.00
25/08/2023	Friday	11.00	19:00	05:59	11.00	APP	APP	Overnight	APP	0.00
<b>28/08/2023</b>	<b>Monday</b>	<b>12.00</b>	<b>15:00</b>	<b>02:59</b>	<b>12.00</b>	<b>APP</b>	<b>APP</b>	<b>Long Shift</b>	<b>APP</b>	<b>0.00</b>
29/08/2023	Tuesday	11.00	19:00	05:59	11.00	APP	APP	Overnight	APP	0.00
02/09/2023	Saturday	12.00	15:00	02:59	12.00	APP	APP	Long Shift	APP	0.00
06/09/2023	Wednesday	11.00	19:00	05:59	11.00	APP	APP	Overnight	APP	0.00
09/09/2023	Saturday	12.00	15:00	02:59	12.00	APP	APP	Long Shift	APP	0.00
10/09/2023	Sunday	12.00	15:00	02:59	12.00	APP	APP	Long Shift	APP	0.00
11/09/2023	Monday	11.00	19:00	05:59	11.00	APP	APP	Overnight	APP	0.00
12/09/2023	Tuesday	11.00	19:00	05:59	11.00	APP	APP	Overnight	APP	0.00
16/09/2023	Saturday	12.00	15:00	02:59	12.00	APP	APP	Long Shift	APP	0.00
17/09/2023	Sunday	12.00	15:00	02:59	12.00	APP	APP	Long Shift	APP	0.00
25/09/2023	Monday	11.00	19:00	05:59	11.00	APP	APP	Overnight	APP	0.00
26/09/2023	Tuesday	11.00	19:00	05:59	11.00	APP	APP	Overnight	APP	0.00
01/10/2023	Sunday	12.00	15:00	02:59	12.00	APP	APP	Long Shift	APP	0.00
07/10/2023	Saturday	12.00	15:00	02:59	12.00	APP	APP	Long Shift	APP	0.00
15/10/2023	Sunday	12.00	15:00	02:59	12.00	APP	APP	Long Shift	APP	0.00
23/10/2023	Monday	11.00	19:00	05:59	11.00	APP	APP	Overnight	APP	0.00
28/10/2023	Saturday	12.00	15:00	02:59	12.00	APP	APP	Long Shift	APP	0.00
30/10/2023	Monday	11.00	19:00	05:59	11.00	APP	APP	Overnight	APP	0.00
31/10/2023	Tuesday	11.00	19:00	05:59	11.00	APP	APP	Overnight	APP	0.00
01/11/2023	Wednesday	11.00	19:00	05:59	11.00	APP	APP	Overnight	APP	0.00
03/11/2023	Friday	11.00	19:00	05:59	11.00	APP	APP	Overnight	APP	0.00
07/11/2023	Tuesday	11.00	19:00	05:59	11.00	APP	APP	Overnight	APP	0.00
12/11/2023	Sunday	12.00	15:00	02:59	12.00	APP	APP	Long Shift	APP	0.00
25/11/2023	Saturday	12.00	15:00	02:59	12.00	APP	APP	Long Shift	APP	0.00
26/11/2023	Sunday	12.00	15:00	02:59	12.00	APP	APP	Long Shift	APP	0.00
27/11/2023	Monday	11.00	19:00	05:59	11.00	APP	APP	Overnight	APP	0.00
28/11/2023	Tuesday	11.00	19:00	05:59	11.00	APP	APP	Overnight	APP	0.00
02/12/2023	Saturday	12.00	15:00	02:59	12.00	APP	APP	Long Shift	APP	0.00
03/12/2023	Sunday	12.00	15:00	02:59	12.00	APP	APP	Long Shift	APP	0.00
05/12/2023	Tuesday	11.00	19:00	05:59	11.00	APP	APP	Overnight	APP	0.00
06/12/2023	Wednesday	11.00	19:00	05:59	11.00	APP	APP	Overnight	APP	0.00
09/12/2023	Saturday	12.00	15:00	02:59	12.00	APP	APP	Long Shift	APP	0.00
13/12/2023	Wednesday	11.00	19:00	05:59	11.00	APP	APP	Overnight	APP	0.00
20/12/2023	Wednesday	11.00	19:00	05:59	11.00	APP	APP	Overnight	APP	0.00
24/12/2023	Sunday	12.00	15:00	02:59	12.00	APP	APP	Long Shift	APP	0.00
<b>25/12/2023</b>	<b>Monday</b>	<b>12.00</b>	<b>15:00</b>	<b>02:59</b>	<b>12.00</b>	<b>APP</b>	<b>APP</b>	<b>Long Shift</b>	<b>APP</b>	<b>0.00</b>

1254.00

<b>Saturday</b>	<b>Sum of 12.00</b>
Monday	244
Tuesday	154
Wednesday	121
Thursday	66
Friday	165
Saturday	264
Sunday	228
	<b>1242</b>
<b>Uncovered</b>	
Weeday hours	750
Number of weekdays	68.18181818
Number of Bank Holidays	5
Uncovered Saturdays	264
Saturdays	22
Sundays	19
	41



## Bronglais

02/01/2023	Monday	9.00	08:00	16:59	9.00	BGH
02/01/2023	Monday	9.00	23:00	07:59	9.00	BGH
08/01/2023	Sunday	9.00	23:00	07:59	9.00	BGH
09/01/2023	Monday	4.50	18:30	22:59	12:00:00	BGH
09/01/2023	Monday	9.00	23:00	07:59	-0.63	BGH
11/01/2023	Wednesday	4.50	18:30	22:59	04:29:00	BGH
11/01/2023	Wednesday	9.00	23:00	07:59	-0.63	BGH
15/01/2023	Sunday	9.00	23:00	07:59	-0.63	BGH
16/01/2023	Monday	4.50	18:30	22:59	04:29:00	BGH
16/01/2023	Monday	9.00	23:00	07:59	-0.63	BGH
18/01/2023	Wednesday	9.00	23:00	07:59	9.00	BGH
21/01/2023	Saturday	10.00	09:00	18:59	09:59:00	BGH
23/01/2023	Monday	9.00	23:00	07:59	9.00	BGH
26/01/2023	Thursday	4.50	18:30	22:59	04:29:00	BGH
26/01/2023	Thursday	9.00	23:00	07:59	9.00	BGH
27/01/2023	Friday	4.50	18:30	22:59	04:29:00	BGH
27/01/2023	Friday	9.00	23:00	07:59	9.00	BGH
28/01/2023	Saturday	4.00	19:00	22:59	03:59:00	BGH
28/01/2023	Saturday	9.00	23:00	07:59	9.00	BGH
30/01/2023	Monday	4.50	18:30	22:59	04:29:00	BGH
30/01/2023	Monday	9.00	23:00	07:59	9.00	BGH
01/02/2023	Wednesday	9.00	23:00	07:59	9.00	BGH
02/02/2023	Thursday	4.50	18:30	22:59	04:29:00	BGH
02/02/2023	Thursday	9.00	23:00	07:59	9.00	BGH
04/02/2023	Saturday	7.00	08:00	14:59	06:59:00	BGH
05/02/2023	Sunday	7.00	08:00	14:59	06:59:00	BGH
05/02/2023	Sunday	9.00	23:00	07:59	9.00	BGH
06/02/2023	Monday	4.50	18:30	22:59	04:29:00	BGH
13/02/2023	Monday	4.50	18:30	22:59	04:29:00	BGH
13/02/2023	Monday	9.00	23:00	07:59	9.00	BGH
19/02/2023	Sunday	4.00	19:00	22:59	03:59:00	BGH
19/02/2023	Sunday	9.00	23:00	07:59	9.00	BGH
20/02/2023	Monday	5.00	08:00	12:59	04:59:00	BGH
20/02/2023	Monday	5.50	13:00	18:29	05:29:00	BGH
20/02/2023	Monday	4.50	18:30	22:59	04:29:00	BGH
20/02/2023	Monday	9.00	23:00	07:59	9.00	BGH
22/02/2023	Wednesday	5.50	13:00	18:29	05:29:00	BGH
26/02/2023	Sunday	9.00	23:00	07:59	9.00	BGH
27/02/2023	Monday	4.50	18:30	22:59	04:29:00	BGH
27/02/2023	Monday	9.00	23:00	07:59	9.00	BGH
06/03/2023	Monday	9.00	23:00	07:59	9.00	BGH
13/03/2023	Monday	4.50	18:30	22:59	04:29:00	BGH
13/03/2023	Monday	9.00	23:00	07:59	9.00	BGH
19/03/2023	Sunday	9.00	23:00	07:59	9.00	BGH
20/03/2023	Monday	4.50	18:30	22:59	04:29:00	BGH
20/03/2023	Monday	9.00	23:00	07:59	9.00	BGH
22/03/2023	Wednesday	9.00	23:00	07:59	9.00	BGH
26/03/2023	Sunday	4.00	19:00	22:59	03:59:00	BGH
26/03/2023	Sunday	9.00	23:00	07:59	9.00	BGH

27/03/2023	Monday	9.00	23:00	07:59	9.00	BGH
02/04/2023	Sunday	9.00	23:00	07:59	9.00	BGH
09/04/2023	Sunday	7.00	08:00	14:59	06:59:00	BGH
29/04/2023	Saturday	7.00	08:00	14:59	06:59:00	BGH
30/04/2023	Sunday	9.00	23:00	07:59	9.00	BGH
09/05/2023	Tuesday	4.50	18:30	22:59	04:29:00	BGH
09/05/2023	Tuesday	9.00	23:00	07:59	9.00	BGH
19/05/2023	Friday	9.00	23:00	07:59	9.00	BGH
21/05/2023	Sunday	9.00	23:00	07:59	9.00	BGH
27/05/2023	Saturday	7.00	08:00	14:59	06:59:00	BGH
28/05/2023	Sunday	7.00	08:00	14:59	06:59:00	BGH
29/05/2023	Monday	10.00	09:00	18:59	09:59:00	BGH
31/05/2023	Wednesday	4.50	18:30	22:59	04:29:00	BGH
31/05/2023	Wednesday	9.00	23:00	07:59	9.00	BGH
02/06/2023	Friday	4.50	18:30	22:59	04:29:00	BGH
02/06/2023	Friday	9.00	23:00	07:59	9.00	BGH
03/06/2023	Saturday	10.00	09:00	18:59	09:59:00	BGH
04/06/2023	Sunday	10.00	09:00	18:59	09:59:00	BGH
04/06/2023	Sunday	4.00	19:00	22:59	03:59:00	BGH
04/06/2023	Sunday	9.00	23:00	07:59	9.00	BGH
17/06/2023	Saturday	4.00	19:00	22:59	03:59:00	BGH
17/06/2023	Saturday	9.00	23:00	07:59	9.00	BGH
18/06/2023	Sunday	9.00	23:00	07:59	9.00	BGH
25/06/2023	Sunday	9.00	23:00	07:59	9.00	BGH
01/07/2023	Saturday	7.00	08:00	14:59	06:59:00	BGH
02/07/2023	Sunday	4.00	19:00	22:59	03:59:00	BGH
02/07/2023	Sunday	9.00	23:00	07:59	9.00	BGH
06/07/2023	Thursday	9.00	23:00	07:59	9.00	BGH
07/07/2023	Friday	4.50	18:30	22:59	04:29:00	BGH
07/07/2023	Friday	9.00	23:00	07:59	9.00	BGH
08/07/2023	Saturday	7.00	08:00	14:59	06:59:00	BGH
08/07/2023	Saturday	4.00	19:00	22:59	03:59:00	BGH
08/07/2023	Saturday	9.00	23:00	07:59	9.00	BGH
09/07/2023	Sunday	9.00	23:00	07:59	9.00	BGH
27/07/2023	Thursday	9.00	23:00	07:59	9.00	BGH
30/07/2023	Sunday	9.00	23:00	07:59	9.00	BGH
03/08/2023	Thursday	4.50	18:30	22:59	04:29:00	BGH
10/08/2023	Thursday	4.50	18:30	22:59	04:29:00	BGH
28/08/2023	Monday	9.00	23:00	07:59	9.00	BGH
10/09/2023	Sunday	9.00	23:00	07:59	9.00	BGH
14/09/2023	Thursday	4.50	18:30	22:59	04:29:00	BGH
20/09/2023	Wednesday	4.50	18:30	22:59	04:29:00	BGH
20/09/2023	Wednesday	9.00	23:00	07:59	9.00	BGH
24/09/2023	Sunday	9.00	23:00	07:59	9.00	BGH
27/09/2023	Wednesday	9.00	23:00	07:59	9.00	BGH
29/09/2023	Friday	4.50	18:30	22:59	04:29:00	BGH
21/10/2023	Saturday	7.00	08:00	14:59	06:59:00	BGH
22/10/2023	Sunday	7.00	08:00	14:59	06:59:00	BGH
04/11/2023	Saturday	10.00	09:00	18:59	09:59:00	BGH
27/11/2023	Monday	9.00	23:00	07:59	9.00	BGH

03/12/2023	Sunday	7.00	08:00	14:59	06:59:00	BGH
04/12/2023	Monday	4.50	18:30	22:59	04:29:00	BGH
04/12/2023	Monday	9.00	23:00	07:59	9.00	BGH
16/12/2023	Saturday	3.00	16:00	18:59	02:59:00	BGH
17/12/2023	Sunday	7.00	09:00	15:59	06:59:00	BGH
29/12/2023	Friday	9.00	23:00	07:59	9.00	BGH
31/12/2023	Sunday	9.00	23:00	07:59	9.00	BGH

### Llandysul

03/01/2023	Tuesday	4.00	19:00	22:59	4.00	Llandysul
07/01/2023	Saturday	4.00	19:00	22:59	03:59:00	Llandysul
08/01/2023	Sunday	4.00	19:00	22:59	03:59:00	Llandysul
09/01/2023	Monday	4.00	19:00	22:59	03:59:00	Llandysul
10/01/2023	Tuesday	4.00	19:00	22:59	03:59:00	Llandysul
12/01/2023	Thursday	4.00	19:00	22:59	03:59:00	Llandysul
15/01/2023	Sunday	4.00	19:00	22:59	03:59:00	Llandysul
16/01/2023	Monday	4.00	19:00	22:59	03:59:00	Llandysul
17/01/2023	Tuesday	4.00	19:00	22:59	03:59:00	Llandysul
18/01/2023	Wednesday	4.00	19:00	22:59	03:59:00	Llandysul
19/01/2023	Thursday	4.00	19:00	22:59	03:59:00	Llandysul
22/01/2023	Sunday	4.00	19:00	22:59	03:59:00	Llandysul
24/01/2023	Tuesday	4.00	19:00	22:59	03:59:00	Llandysul
25/01/2023	Wednesday	4.00	19:00	22:59	03:59:00	Llandysul
29/01/2023	Sunday	4.00	19:00	22:59	03:59:00	Llandysul
30/01/2023	Monday	4.00	19:00	22:59	03:59:00	Llandysul
01/02/2023	Wednesday	4.00	19:00	22:59	03:59:00	Llandysul
02/02/2023	Thursday	4.00	19:00	22:59	03:59:00	Llandysul
03/02/2023	Friday	4.00	19:00	22:59	03:59:00	Llandysul
04/02/2023	Saturday	10.00	09:00	18:59	09:59:00	Llandysul
04/02/2023	Saturday	4.00	19:00	22:59	03:59:00	Llandysul
05/02/2023	Sunday	4.00	19:00	22:59	03:59:00	Llandysul
06/02/2023	Monday	4.00	19:00	22:59	03:59:00	Llandysul
12/02/2023	Sunday	4.00	19:00	22:59	03:59:00	Llandysul
13/02/2023	Monday	4.00	19:00	22:59	03:59:00	Llandysul
16/02/2023	Thursday	4.00	19:00	22:59	03:59:00	Llandysul
17/02/2023	Friday	4.00	19:00	22:59	03:59:00	Llandysul
18/02/2023	Saturday	4.00	19:00	22:59	03:59:00	Llandysul
19/02/2023	Sunday	4.00	19:00	22:59	03:59:00	Llandysul
20/02/2023	Monday	4.00	19:00	22:59	03:59:00	Llandysul
21/02/2023	Tuesday	4.00	19:00	22:59	03:59:00	Llandysul
22/02/2023	Wednesday	4.00	19:00	22:59	03:59:00	Llandysul
23/02/2023	Thursday	4.00	19:00	22:59	03:59:00	Llandysul
24/02/2023	Friday	4.00	19:00	22:59	03:59:00	Llandysul
25/02/2023	Saturday	4.00	19:00	22:59	03:59:00	Llandysul
26/02/2023	Sunday	4.00	19:00	22:59	03:59:00	Llandysul
27/02/2023	Monday	4.00	19:00	22:59	03:59:00	Llandysul
02/03/2023	Thursday	4.00	19:00	22:59	03:59:00	Llandysul
04/03/2023	Saturday	4.00	19:00	22:59	03:59:00	Llandysul
05/03/2023	Sunday	4.00	19:00	22:59	03:59:00	Llandysul
09/03/2023	Thursday	4.00	19:00	22:59	03:59:00	Llandysul



11/03/2023	Saturday	4.00	19:00	22:59	03:59:00	Llandysul
12/03/2023	Sunday	4.00	19:00	22:59	03:59:00	Llandysul
13/03/2023	Monday	4.00	19:00	22:59	03:59:00	Llandysul
14/03/2023	Tuesday	4.00	19:00	22:59	03:59:00	Llandysul
16/03/2023	Thursday	4.00	19:00	22:59	03:59:00	Llandysul
18/03/2023	Saturday	4.00	19:00	22:59	03:59:00	Llandysul
19/03/2023	Sunday	4.00	19:00	22:59	03:59:00	Llandysul
21/03/2023	Tuesday	4.00	19:00	22:59	03:59:00	Llandysul
23/03/2023	Thursday	4.00	19:00	22:59	03:59:00	Llandysul
24/03/2023	Friday	4.00	19:00	22:59	03:59:00	Llandysul
25/03/2023	Saturday	4.00	19:00	22:59	03:59:00	Llandysul
26/03/2023	Sunday	4.00	19:00	22:59	03:59:00	Llandysul
27/03/2023	Monday	4.00	19:00	22:59	03:59:00	Llandysul
28/03/2023	Tuesday	4.00	19:00	22:59	03:59:00	Llandysul
30/03/2023	Thursday	4.00	19:00	22:59	03:59:00	Llandysul
01/04/2023	Saturday	10.00	09:00	18:59	09:59:00	Llandysul
02/04/2023	Sunday	4.00	19:00	22:59	03:59:00	Llandysul
03/04/2023	Monday	4.00	19:00	22:59	03:59:00	Llandysul
04/04/2023	Tuesday	4.00	19:00	22:59	03:59:00	Llandysul
06/04/2023	Thursday	4.00	19:00	22:59	03:59:00	Llandysul
08/04/2023	Saturday	10.00	09:00	18:59	09:59:00	Llandysul
09/04/2023	Sunday	4.00	19:00	22:59	03:59:00	Llandysul
11/04/2023	Tuesday	4.00	19:00	22:59	03:59:00	Llandysul
17/04/2023	Monday	4.00	19:00	22:59	03:59:00	Llandysul
20/04/2023	Thursday	4.00	19:00	22:59	03:59:00	Llandysul
24/04/2023	Monday	4.00	19:00	22:59	03:59:00	Llandysul
06/05/2023	Saturday	9.00	23:00	07:59	9.00	Llandysul
09/05/2023	Tuesday	4.00	19:00	22:59	03:59:00	Llandysul
15/05/2023	Monday	4.00	19:00	22:59	03:59:00	Llandysul
16/05/2023	Tuesday	4.00	19:00	22:59	03:59:00	Llandysul
18/05/2023	Thursday	4.00	19:00	22:59	03:59:00	Llandysul
20/05/2023	Saturday	10.00	09:00	18:59	09:59:00	Llandysul
21/05/2023	Sunday	4.00	19:00	22:59	03:59:00	Llandysul
22/05/2023	Monday	4.00	19:00	22:59	03:59:00	Llandysul
23/05/2023	Tuesday	4.00	19:00	22:59	03:59:00	Llandysul
25/05/2023	Thursday	4.00	19:00	22:59	03:59:00	Llandysul
27/05/2023	Saturday	9.00	23:00	07:59	9.00	Llandysul
28/05/2023	Sunday	4.00	19:00	22:59	03:59:00	Llandysul
28/05/2023	Sunday	9.00	23:00	07:59	9.00	Llandysul
29/05/2023	Monday	9.00	23:00	07:59	9.00	Llandysul
01/06/2023	Thursday	4.00	19:00	22:59	03:59:00	Llandysul
03/06/2023	Saturday	4.00	19:00	22:59	03:59:00	Llandysul
04/06/2023	Sunday	4.00	19:00	22:59	03:59:00	Llandysul
05/06/2023	Monday	4.00	19:00	22:59	03:59:00	Llandysul
08/06/2023	Thursday	4.00	19:00	22:59	03:59:00	Llandysul
12/06/2023	Monday	4.00	19:00	22:59	03:59:00	Llandysul
18/06/2023	Sunday	10.00	09:00	18:59	09:59:00	Llandysul
18/06/2023	Sunday	4.00	19:00	22:59	03:59:00	Llandysul
04/07/2023	Tuesday	4.00	19:00	22:59	03:59:00	Llandysul
07/07/2023	Friday	4.00	19:00	22:59	03:59:00	Llandysul

08/07/2023	Saturday	4.00	19:00	22:59	03:59:00	Llandysul
09/07/2023	Sunday	10.00	09:00	18:59	09:59:00	Llandysul
10/07/2023	Monday	4.00	19:00	22:59	03:59:00	Llandysul
13/07/2023	Thursday	4.00	19:00	22:59	03:59:00	Llandysul
16/07/2023	Sunday	4.00	19:00	22:59	03:59:00	Llandysul
21/07/2023	Friday	4.00	19:00	22:59	03:59:00	Llandysul
23/07/2023	Sunday	7.00	08:00	14:59	06:59:00	Llandysul
23/07/2023	Sunday	13.00	19:00	07:59	13.00	Llandysul
27/07/2023	Thursday	4.00	19:00	22:59	03:59:00	Llandysul
30/07/2023	Sunday	9.00	10:00	18:59	08:59:00	Llandysul
30/07/2023	Sunday	4.00	19:00	22:59	03:59:00	Llandysul
01/08/2023	Tuesday	4.00	19:00	22:59	03:59:00	Llandysul
05/08/2023	Saturday	3.00	12:00	14:59	02:59:00	Llandysul
05/08/2023	Saturday	4.00	19:00	22:59	03:59:00	Llandysul
09/09/2023	Saturday	4.00	19:00	22:59	03:59:00	Llandysul
29/09/2023	Friday	4.00	19:00	22:59	03:59:00	Llandysul
30/09/2023	Saturday	4.00	19:00	22:59	03:59:00	Llandysul
01/10/2023	Sunday	4.00	19:00	22:59	03:59:00	Llandysul
02/10/2023	Monday	4.00	19:00	22:59	03:59:00	Llandysul
07/10/2023	Saturday	10.00	09:00	18:59	09:59:00	Llandysul
01/11/2023	Wednesday	4.00	19:00	22:59	03:59:00	Llandysul
12/11/2023	Sunday	4.00	19:00	22:59	03:59:00	Llandysul
25/11/2023	Saturday	4.00	19:00	22:59	03:59:00	Llandysul
16/12/2023	Saturday	10.00	09:00	18:59	09:59:00	Llandysul
24/12/2023	Sunday	4.00	19:00	22:59	03:59:00	Llandysul
25/12/2023	Monday	10.00	09:00	18:59	09:59:00	Llandysul
25/12/2023	Monday	4.00	19:00	22:59	03:59:00	Llandysul
26/12/2023	Tuesday	9.00	08:00	16:59	08:59:00	Llandysul
26/12/2023	Tuesday	4.00	19:00	22:59	03:59:00	Llandysul

**Uncovered hours 1st Jan - 31st Dec 2023 (from Rota Master)**

Total uncovered hours

Average weekly hours

WTE based on clinical hours of 32 **Approx cost of pilot** **£138,000 (Based on £11500 per month)** Needs to be verified by David as invoices not processed by office

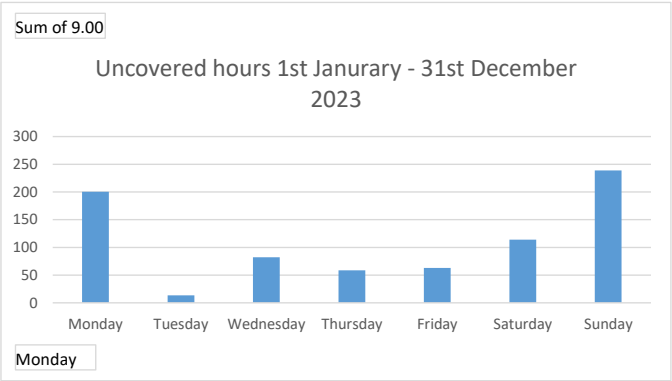
	<b>1st Jan - 31st Dec 2023</b>	<b>Covered</b>	<b>Uncovered</b>		
APP Hours	252 weekdays	184	68	252	
Cost of APP contract	9 Bank Holidays	4	5	9	
	104 weekend days	63	41	104	
Number of weekdays (excl BH)	365 days 2023	251	114	365	

**Based on the assumption that £11500 per month is correct - approx £43k of shifts have not been filled**

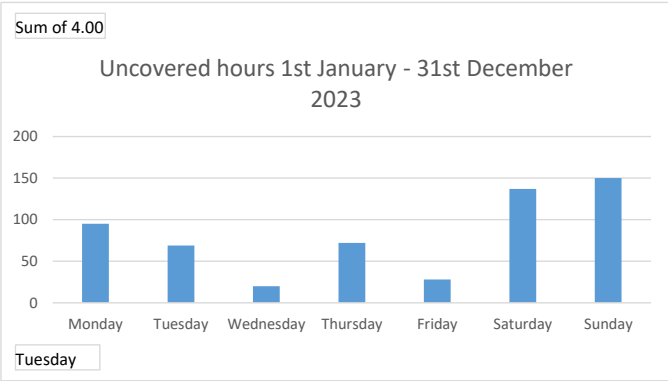
Number of Bank Holidays	<b>Cost for Direct Employment (although these hours would not be worked)*</b>					
Number of weekend days	Top of Band 7	Weekly cost	Hourly rate	30%	60%	
		£50,085	£960.53	£25.61	£7.68	£15.37
	Shift cost weekday					
		£366.28				
	Shift cost per Saturday					
		£399.58				
	Shift cost per Sunday					
		£491.79				
		£1,831.41				
		£399.58				
		£491.79				
		£2,722.79				
	On-costs @ 28.3%					
		£772.73				
	Weekly cost					
		£3,495.51				
	Annual cost					
		£182,266.58				

\* Hours of directly employed APP which would not interfere with WAST rotas would be mainly evenings and weekends due to demant  
Depending on number of bases open and number of GPs working Urgent Care Practitioners (UCPs) could be utilised overnight.  
See KE's SBAR re MDT (attached).

Monday	Sum of 9.00
Monday	200.5
Tuesday	13.5
Wednesday	82
Thursday	58.5
Friday	63
Saturday	114
Sunday	239



<b>Tuesday</b>	<b>Sum of 4.00</b>
Monday	95
Tuesday	69
Wednesday	20
Thursday	72
Friday	28
Saturday	137
Sunday	150



01/01/2023	Sunday	2.5	PPH	09:30	11:59	2.5	Carmarthenshire	Morning	GP
01/01/2023	Sunday	4.00	GGH	10:00	13:59	4.00	Carmarthenshire	Morning	GP
01/01/2023	Sunday	6.00	PPH	12:00	17:59	6.00	Carmarthenshire	Afternoon	GP
01/01/2023	Sunday	6.00	GGH	13:00	18:59	6.00	Carmarthenshire	Afternoon	GP
01/01/2023	Sunday	4.50	PPH	18:00	22:29	4.50	Carmarthenshire	Evening	GP
01/01/2023	Sunday	5.00	GGH	19:00	22:59	5.00	Carmarthenshire	Evening	GP
01/01/2023	Sunday	5.00	PPH	19:00	22:59	5.00	Carmarthenshire	Evening	GP
01/01/2023	Sunday	9.00	GGH	23:00	07:59	9.00	Carmarthenshire	Overnight	GP
02/01/2023	Monday	4.00	GGH	09:00	12:59	4.00	Carmarthenshire	Morning	GP
02/01/2023	Monday	7.00	PPH	10:00	16:59	7.00	Carmarthenshire	Morning	GP
02/01/2023	Monday	6.00	PPH	12:00	17:59	6.00	Carmarthenshire	Afternoon	GP
02/01/2023	Monday	4.50	PPH	18:00	22:29	4.50	Carmarthenshire	Evening	GP
02/01/2023	Monday	4.00	PPH	19:00	22:59	4.00	Carmarthenshire	Evening	GP
03/01/2023	Tuesday	4.00	PPH	18:30	22:29	4.00	Carmarthenshire	Evening	GP
03/01/2023	Tuesday	4.00	PPH	19:30	23:29	4.00	Carmarthenshire	Evening	GP
04/01/2023	Wednesday	4.00	PPH	19:30	23:29	4.00	Carmarthenshire	Evening	GP
05/01/2023	Thursday	4.00	PPH	18:30	22:29	4.00	Carmarthenshire	Evening	GP
05/01/2023	Thursday	4.00	PPH	19:30	23:29	4.00	Carmarthenshire	Evening	GP
07/01/2023	Saturday	4.00	PPH	08:00	11:59	4.00	Carmarthenshire	Morning	GP
07/01/2023	Saturday	4.00	GGH	09:00	12:59	4.00	Carmarthenshire	Morning	GP
07/01/2023	Saturday	3.50	PPH	09:30	12:59	3.50	Carmarthenshire	Morning	GP
07/01/2023	Saturday	7.00	PPH	10:00	16:59	7.00	Carmarthenshire	Morning	GP
07/01/2023	Saturday	6.00	GGH	12:00	17:59	6.00	Carmarthenshire	Afternoon	GP
07/01/2023	Saturday	6.00	PPH	12:00	17:59	6.00	Carmarthenshire	Afternoon	GP
07/01/2023	Saturday	6.00	PPH	13:00	18:59	6.00	Carmarthenshire	Afternoon	GP
07/01/2023	Saturday	4.50	PPH	18:00	22:29	4.50	Carmarthenshire	Evening	GP
07/01/2023	Saturday	4.00	PPH	19:00	22:59	03:59:00	Carmarthenshire	Evening	GP
07/01/2023	Saturday	9.00	GGH	23:00	07:59	-0.63	Carmarthenshire	Overnight	GP
07/01/2023	Saturday	9.00	GGH	23:00	07:59	-0.63	Carmarthenshire	Overnight	GP
08/01/2023	Sunday	4.00	PPH	08:00	11:59	03:59:00	Carmarthenshire	Morning	GP
08/01/2023	Sunday	4.00	PPH	10:00	13:59	03:59:00	Carmarthenshire	Morning	Clinician
08/01/2023	Sunday	6.00	PPH	13:00	18:59	05:59:00	Carmarthenshire	Afternoon	Clinician
08/01/2023	Sunday	6.00	GGH	13:00	18:59	05:59:00	Carmarthenshire	Afternoon	Clinician
08/01/2023	Sunday	4.00	PPH	14:00	17:59	03:59:00	Carmarthenshire	Afternoon	Clinician
08/01/2023	Sunday	9.00	GGH	23:00	07:59	-0.63	Carmarthenshire	Overnight	Clinician
09/01/2023	Monday	4.00	PPH	18:30	22:29	03:59:00	Carmarthenshire	Evening	GP
09/01/2023	Monday	4.00	GGH	19:30	23:29	03:59:00	Carmarthenshire	Evening	GP
11/01/2023	Wednesday	9.00	GGH	23:30	07:59	-0.65	Carmarthenshire	Overnight	GP
12/01/2023	Thursday	4.00	PPH	19:30	23:29	03:59:00	Carmarthenshire	Evening	GP
13/01/2023	Friday	4.00	PPH	19:30	23:29	03:59:00	Carmarthenshire	Evening	GP
14/01/2023	Saturday	4.00	PPH	10:00	13:59	03:59:00	Carmarthenshire	Morning	GP
14/01/2023	Saturday	6.00	PPH	12:00	17:59	05:59:00	Carmarthenshire	Afternoon	GP
14/01/2023	Saturday	6.00	PPH	13:00	18:59	05:59:00	Carmarthenshire	Afternoon	GP
14/01/2023	Saturday	4.50	PPH	18:00	22:29	04:29:00	Carmarthenshire	Evening	GP
14/01/2023	Saturday	4.00	PPH	19:00	22:59	03:59:00	Carmarthenshire	Evening	GP
14/01/2023	Saturday	9.00	GGH	23:00	07:59	-0.63	Carmarthenshire	Overnight	GP
15/01/2023	Sunday	4.00	GGH	08:00	11:59	03:59:00	Carmarthenshire	Morning	GP
15/01/2023	Sunday	4.00	PPH	09:00	12:59	03:59:00	Carmarthenshire	Morning	GP
15/01/2023	Sunday	4.00	GGH	09:00	12:59	03:59:00	Carmarthenshire	Morning	GP
15/01/2023	Sunday	4.00	PPH	10:00	13:59	03:59:00	Carmarthenshire	Morning	GP
15/01/2023	Sunday	6.00	PPH	12:00	17:59	05:59:00	Carmarthenshire	Afternoon	GP
15/01/2023	Sunday	6.00	PPH	13:00	18:59	05:59:00	Carmarthenshire	Afternoon	GP
15/01/2023	Sunday	4.50	GGH	18:00	22:29	04:29:00	Carmarthenshire	Evening	GP
15/01/2023	Sunday	4.50	PPH	18:00	22:29	04:29:00	Carmarthenshire	Evening	GP
15/01/2023	Sunday	4.00	PPH	19:00	22:59	03:59:00	Carmarthenshire	Evening	GP
15/01/2023	Sunday	4.00	GGH	19:00	22:59	03:59:00	Carmarthenshire	Evening	GP
15/01/2023	Sunday	9.00	GGH	23:00	07:59	-0.63	Carmarthenshire	Overnight	GP
18/01/2023	Wednesday	4.00	PPH	19:30	23:29	03:59:00	Carmarthenshire	Evening	GP
18/01/2023	Wednesday	9.00	GGH	23:30	07:59	9.00	Carmarthenshire	Overnight	GP
18/01/2023	Wednesday	9.00	GGH	23:30	07:59	9.00	Carmarthenshire	Overnight	GP
19/01/2023	Thursday	9.00	GGH	23:30	07:59	9.00	Carmarthenshire	Overnight	GP
21/01/2023	Saturday	6.00	PPH	12:00	17:59	05:59:00	Carmarthenshire	Afternoon	GP
21/01/2023	Saturday	6.00	PPH	13:00	18:59	05:59:00	Carmarthenshire	Afternoon	GP
21/01/2023	Saturday	4.50	PPH	18:00	22:29	04:29:00	Carmarthenshire	Evening	GP
21/01/2023	Saturday	4.00	PPH	19:00	22:59	03:59:00	Carmarthenshire	Evening	GP
22/01/2023	Sunday	4.00	PPH	09:00	12:59	03:59:00	Carmarthenshire	Morning	GP
22/01/2023	Sunday	6.00	PPH	12:00	17:59	05:59:00	Carmarthenshire	Afternoon	GP
22/01/2023	Sunday	6.00	PPH	13:00	18:59	05:59:00	Carmarthenshire	Afternoon	GP

22/01/2023	Sunday	4.00	PPH	19:00	22:59	03:59:00	Carmarthenshire	Evening	GP
23/01/2023	Monday	4.00	PPH	19:30	23:29	03:59:00	Carmarthenshire	Evening	GP
24/01/2023	Tuesday	8.50	GGH	23:30	07:59	8.50	Carmarthenshire	Overnight	GP
25/01/2023	Wednesday	8.50	GGH	23:30	07:59	8.50	Carmarthenshire	Overnight	GP
27/01/2023	Friday	9.00	GGH	23:30	07:59	9.00	Carmarthenshire	Overnight	GP
28/01/2023	Saturday	4.00	PPH	09:00	12:59	03:59:00	Carmarthenshire	Morning	GP
28/01/2023	Saturday	4.00	PPH	10:00	13:59	03:59:00	Carmarthenshire	Morning	GP
28/01/2023	Saturday	6.00	PPH	12:00	17:59	05:59:00	Carmarthenshire	Afternoon	GP
28/01/2023	Saturday	6.00	PPH	13:00	18:59	05:59:00	Carmarthenshire	Afternoon	GP
28/01/2023	Saturday	4.50	PPH	18:00	22:29	04:29:00	Carmarthenshire	Evening	GP
28/01/2023	Saturday	4.00	PPH	19:00	22:59	03:59:00	Carmarthenshire	Evening	GP
28/01/2023	Saturday	9.00	GGH	23:00	07:59	9.00	Carmarthenshire	Overnight	GP
29/01/2023	Sunday	4.00	PPH	09:00	12:59	03:59:00	Carmarthenshire	Morning	GP
29/01/2023	Sunday	4.00	PPH	10:00	13:59	03:59:00	Carmarthenshire	Morning	GP
29/01/2023	Sunday	6.00	PPH	12:00	17:59	05:59:00	Carmarthenshire	Afternoon	GP
29/01/2023	Sunday	6.00	GGH	12:00	17:59	05:59:00	Carmarthenshire	Afternoon	GP
29/01/2023	Sunday	6.00	GGH	13:00	18:59	05:59:00	Carmarthenshire	Afternoon	GP
29/01/2023	Sunday	6.00	PPH	13:00	18:59	05:59:00	Carmarthenshire	Afternoon	GP
29/01/2023	Sunday	4.50	GGH	18:00	22:29	04:29:00	Carmarthenshire	Evening	GP
29/01/2023	Sunday	4.50	PPH	18:00	22:29	04:29:00	Carmarthenshire	Evening	GP
29/01/2023	Sunday	4.00	PPH	19:00	22:59	03:59:00	Carmarthenshire	Evening	GP
29/01/2023	Sunday	4.00	GGH	19:00	22:59	03:59:00	Carmarthenshire	Evening	GP
30/01/2023	Monday	4.00	PPH	19:30	23:29	03:59:00	Carmarthenshire	Evening	GP
01/02/2023	Wednesday	8.50	GGH	23:30	07:59	8.50	Carmarthenshire	Overnight	GP
04/02/2023	Saturday	6.00	PPH	13:00	18:59	05:59:00	Carmarthenshire	Afternoon	GP
04/02/2023	Saturday	4.50	PPH	18:00	22:29	04:29:00	Carmarthenshire	Evening	GP
04/02/2023	Saturday	9.00	GGH	23:00	07:59	9.00	Carmarthenshire	Overnight	GP
05/02/2023	Sunday	4.00	GGH	09:00	12:59	03:59:00	Carmarthenshire	Morning	GP
05/02/2023	Sunday	4.00	PPH	10:00	13:59	03:59:00	Carmarthenshire	Morning	GP
05/02/2023	Sunday	6.00	PPH	12:00	17:59	05:59:00	Carmarthenshire	Afternoon	GP
05/02/2023	Sunday	6.00	PPH	13:00	18:59	05:59:00	Carmarthenshire	Afternoon	GP
05/02/2023	Sunday	4.50	GGH	18:00	22:29	04:29:00	Carmarthenshire	Evening	GP
07/02/2023	Tuesday	4.00	PPH	19:30	23:29	03:59:00	Carmarthenshire	Evening	GP
09/02/2023	Thursday	4.00	PPH	18:30	22:29	03:59:00	Carmarthenshire	Evening	GP
11/02/2023	Saturday	4.00	PPH	08:00	11:59	03:59:00	Carmarthenshire	Morning	GP
11/02/2023	Saturday	4.00	PPH	10:00	13:59	03:59:00	Carmarthenshire	Morning	GP
11/02/2023	Saturday	6.00	PPH	12:00	17:59	05:59:00	Carmarthenshire	Afternoon	GP
11/02/2023	Saturday	4.50	PPH	18:00	22:29	04:29:00	Carmarthenshire	Evening	GP
11/02/2023	Saturday	4.00	PPH	19:00	22:59	03:59:00	Carmarthenshire	Evening	GP
12/02/2023	Sunday	4.00	PPH	08:00	11:59	03:59:00	Carmarthenshire	Morning	GP
12/02/2023	Sunday	4.00	PPH	09:00	12:59	03:59:00	Carmarthenshire	Morning	GP
12/02/2023	Sunday	4.00	PPH	10:00	13:59	03:59:00	Carmarthenshire	Morning	GP
12/02/2023	Sunday	6.00	PPH	12:00	17:59	05:59:00	Carmarthenshire	Afternoon	GP
12/02/2023	Sunday	6.00	PPH	13:00	18:59	05:59:00	Carmarthenshire	Afternoon	GP
12/02/2023	Sunday	6.00	GGH	13:00	18:59	05:59:00	Carmarthenshire	Afternoon	GP
12/02/2023	Sunday	4.00	GGH	19:00	22:59	03:59:00	Carmarthenshire	Evening	GP
12/02/2023	Sunday	4.00	PPH	19:00	22:59	03:59:00	Carmarthenshire	Evening	GP
17/02/2023	Friday	4.00	PPH	19:30	23:29	03:59:00	Carmarthenshire	Evening	GP
18/02/2023	Saturday	6.00	PPH	13:00	18:59	05:59:00	Carmarthenshire	Afternoon	GP
18/02/2023	Saturday	4.50	PPH	18:00	22:29	04:29:00	Carmarthenshire	Evening	GP
18/02/2023	Saturday	4.00	PPH	19:00	22:59	03:59:00	Carmarthenshire	Evening	GP
19/02/2023	Sunday	4.00	PPH	10:00	13:59	03:59:00	Carmarthenshire	Morning	GP
19/02/2023	Sunday	6.00	GGH	13:00	18:59	05:59:00	Carmarthenshire	Afternoon	GP
20/02/2023	Monday	8.50	GGH	23:30	07:59	8.50	Carmarthenshire	Overnight	GP
21/02/2023	Tuesday	5.00	GGH	08:00	12:59	04:59:00	Carmarthenshire	Long Shift	GP
21/02/2023	Tuesday	5.50	GGH	13:00	18:29	05:29:00	Carmarthenshire	Long Shift	GP
21/02/2023	Tuesday	8.50	GGH	23:30	07:59	8.50	Carmarthenshire	Overnight	GP
21/02/2023	Tuesday	8.50	GGH	23:30	07:59	8.50	Carmarthenshire	Overnight	GP
22/02/2023	Wednesday	5.00	GGH	08:00	12:59	04:59:00	Carmarthenshire	Long Shift	GP
22/02/2023	Wednesday	8.50	GGH	23:30	07:59	8.50	Carmarthenshire	Overnight	GP
23/02/2023	Thursday	8.50	GGH	23:30	07:59	8.50	Carmarthenshire	Overnight	GP
23/02/2023	Thursday	8.50	GGH	23:30	07:59	8.50	Carmarthenshire	Overnight	GP
24/02/2023	Friday	4.00	PPH	19:30	23:29	03:59:00	Carmarthenshire	Evening	GP
24/02/2023	Friday	8.50	GGH	23:30	07:59	8.50	Carmarthenshire	Overnight	GP
25/02/2023	Saturday	4.00	PPH	09:00	12:59	03:59:00	Carmarthenshire	Morning	GP
25/02/2023	Saturday	4.00	PPH	10:00	13:59	03:59:00	Carmarthenshire	Morning	GP
25/02/2023	Saturday	4.00	GGH	10:00	13:59	03:59:00	Carmarthenshire	Morning	GP
25/02/2023	Saturday	4.50	PPH	18:00	22:29	04:29:00	Carmarthenshire	Evening	GP
25/02/2023	Saturday	4.00	PPH	19:00	22:59	03:59:00	Carmarthenshire	Evening	GP



26/02/2023	Sunday	4.00	PPH	09:00	12:59	03:59:00	Carmarthenshire	Morning	GP
26/02/2023	Sunday	6.00	GGH	12:00	17:59	05:59:00	Carmarthenshire	Afternoon	GP
26/02/2023	Sunday	6.00	PPH	12:00	17:59	05:59:00	Carmarthenshire	Afternoon	GP
26/02/2023	Sunday	6.00	PPH	13:00	18:59	05:59:00	Carmarthenshire	Afternoon	GP
26/02/2023	Sunday	4.00	PPH	19:00	22:59	03:59:00	Carmarthenshire	Evening	GP
02/03/2023	Thursday	4.00	PPH	19:30	23:29	03:59:00	Carmarthenshire	Evening	GP
02/03/2023	Thursday	8.50	GGH	23:30	07:59	8.50	Carmarthenshire	Overnight	GP
02/03/2023	Thursday	8.50	GGH	23:30	07:59	8.50	Carmarthenshire	Overnight	GP
03/03/2023	Friday	8.50	GGH	23:30	07:59	8.50	Carmarthenshire	Overnight	GP
04/03/2023	Saturday	7.00	PPH	10:00	16:59	06:59:00	Carmarthenshire	Morning	GP
04/03/2023	Saturday	4.50	PPH	18:00	22:29	04:29:00	Carmarthenshire	Evening	GP
04/03/2023	Saturday	4.00	PPH	19:00	22:59	03:59:00	Carmarthenshire	Evening	GP
04/03/2023	Saturday	9.00	GGH	23:00	07:59	9.00	Carmarthenshire	Overnight	GP
05/03/2023	Sunday	4.00	GGH	09:00	12:59	03:59:00	Carmarthenshire	Morning	GP
05/03/2023	Sunday	6.00	GGH	13:00	18:59	05:59:00	Carmarthenshire	Afternoon	GP
06/03/2023	Monday	11.00	GGH	19:00	05:59	11.00	APP	Overnight	APP
10/03/2023	Friday	8.50	GGH	23:30	07:59	8.50	Carmarthenshire	Overnight	GP
11/03/2023	Saturday	4.00	PPH	19:00	22:59	03:59:00	Carmarthenshire	Evening	GP
11/03/2023	Saturday	9.00	GGH	23:00	07:59	9.00	Carmarthenshire	Overnight	GP
11/03/2023	Saturday	9.00	GGH	23:00	07:59	9.00	Carmarthenshire	Overnight	GP
12/03/2023	Sunday	4.00	PPH	10:00	13:59	03:59:00	Carmarthenshire	Morning	GP
12/03/2023	Sunday	6.00	GGH	12:00	17:59	05:59:00	Carmarthenshire	Afternoon	GP
12/03/2023	Sunday	4.00	PPH	19:00	22:59	03:59:00	Carmarthenshire	Evening	GP
14/03/2023	Tuesday	4.00	PPH	18:30	22:29	03:59:00	Carmarthenshire	Evening	GP
15/03/2023	Wednesday	4.00	PPH	19:30	23:29	03:59:00	Carmarthenshire	Evening	GP
18/03/2023	Saturday	4.00	PPH	09:00	12:59	03:59:00	Carmarthenshire	Morning	GP
18/03/2023	Saturday	4.50	PPH	18:00	22:29	04:29:00	Carmarthenshire	Evening	GP
18/03/2023	Saturday	9.00	GGH	23:00	07:59	9.00	Carmarthenshire	Overnight	GP
19/03/2023	Sunday	4.00	PPH	10:00	13:59	03:59:00	Carmarthenshire	Morning	GP
19/03/2023	Sunday	6.00	GGH	12:00	17:59	05:59:00	Carmarthenshire	Afternoon	GP
20/03/2023	Monday	8.50	GGH	23:30	07:59	8.50	Carmarthenshire	Overnight	GP
23/03/2023	Thursday	4.00	PPH	18:30	22:29	03:59:00	Carmarthenshire	Evening	GP
23/03/2023	Thursday	4.00	PPH	19:30	23:29	03:59:00	Carmarthenshire	Evening	GP
24/03/2023	Friday	8.50	GGH	23:30	07:59	8.50	Carmarthenshire	Overnight	GP
25/03/2023	Saturday	4.00	PPH	09:00	12:59	03:59:00	Carmarthenshire	Morning	GP
25/03/2023	Saturday	4.00	PPH	10:00	13:59	03:59:00	Carmarthenshire	Morning	GP
25/03/2023	Saturday	4.50	GGH	14:30	18:59	04:29:00	Carmarthenshire	Afternoon	GP
25/03/2023	Saturday	4.50	PPH	18:00	22:29	04:29:00	Carmarthenshire	Evening	GP
25/03/2023	Saturday	9.00	GGH	23:00	07:59	9.00	Carmarthenshire	Overnight	GP
26/03/2023	Sunday	4.00	PPH	10:00	13:59	03:59:00	Carmarthenshire	Morning	GP
26/03/2023	Sunday	9.00	GGH	23:00	07:59	9.00	Carmarthenshire	Overnight	GP
27/03/2023	Monday	4.00	PPH	18:30	22:29	03:59:00	Carmarthenshire	Evening	Salaried GP
27/03/2023	Monday	4.00	PPH	19:30	23:29	03:59:00	Carmarthenshire	Evening	GP
30/03/2023	Thursday	4.00	PPH	18:30	22:29	03:59:00	Carmarthenshire	Evening	GP
30/03/2023	Thursday	8.50	GGH	23:30	07:59	8.50	Carmarthenshire	Overnight	GP
31/03/2023	Friday	4.00	PPH	19:30	23:29	03:59:00	Carmarthenshire	Evening	GP
31/03/2023	Friday	4.00	GGH	19:30	23:29	03:59:00	Carmarthenshire	Evening	GP
31/03/2023	Friday	4.00	GGH	23:30	07:59	8.50	Carmarthenshire	Overnight	GP
01/04/2023	Saturday	7.00	PPH	10:00	16:59	06:59:00	Carmarthenshire	Morning	GP
01/04/2023	Saturday	5.00	PPH	13:00	18:59	05:59:00	Carmarthenshire	Afternoon	GP
01/04/2023	Saturday	4.50	PPH	18:00	22:29	04:29:00	Carmarthenshire	Evening	GP
01/04/2023	Saturday	4.00	PPH	19:00	22:59	03:59:00	Carmarthenshire	Evening	GP
02/04/2023	Sunday	4.00	GGH	10:00	13:59	03:59:00	Carmarthenshire	Morning	GP
02/04/2023	Sunday	4.00	PPH	10:00	13:59	03:59:00	Carmarthenshire	Morning	GP
02/04/2023	Sunday	4.50	PPH	18:00	22:29	04:29:00	Carmarthenshire	Evening	GP
02/04/2023	Sunday	9.00	GGH	23:00	07:59	9.00	Carmarthenshire	Overnight	GP
03/04/2023	Monday	4.00	PPH	19:30	23:29	03:59:00	Carmarthenshire	Evening	GP
03/04/2023	Monday	8.50	GGH	23:30	07:59	8.50	Carmarthenshire	Overnight	GP
03/04/2023	Monday	8.50	GGH	23:30	07:59	8.50	Carmarthenshire	Overnight	GP
04/04/2023	Tuesday	8.50	GGH	23:30	07:59	8.50	Carmarthenshire	Overnight	GP
05/04/2023	Wednesday	4.00	PPH	19:30	23:29	03:59:00	Carmarthenshire	Evening	GP
05/04/2023	Wednesday	8.50	GGH	23:30	07:59	8.50	Carmarthenshire	Overnight	GP
06/04/2023	Thursday	4.00	PPH	18:30	22:29	03:59:00	Carmarthenshire	Evening	GP
07/04/2023	Friday	4.50	PPH	18:00	22:29	04:29:00	Carmarthenshire	Evening	GP
07/04/2023	Friday	4.50	PPH	19:00	23:29	04:29:00	Carmarthenshire	Evening	GP
07/04/2023	Friday	8.50	GGH	23:30	07:59	8.50	Carmarthenshire	Overnight	GP
08/04/2023	Saturday	4.00	PPH	09:00	12:59	03:59:00	Carmarthenshire	Morning	GP
08/04/2023	Saturday	4.00	PPH	10:00	13:59	03:59:00	Carmarthenshire	Morning	GP
08/04/2023	Saturday	4.50	PPH	18:00	22:29	04:29:00	Carmarthenshire	Evening	GP

09/04/2023	Sunday	4.00	PPH	09:00	12:59	03:59:00	Carmarthenshire	Morning	GP
09/04/2023	Sunday	4.00	PPH	10:00	13:59	03:59:00	Carmarthenshire	Morning	GP
09/04/2023	Sunday	4.50	PPH	18:00	22:29	04:29:00	Carmarthenshire	Evening	GP
09/04/2023	Sunday	4.50	GGH	18:00	22:29	04:29:00	Carmarthenshire	Evening	GP
09/04/2023	Sunday	9.00	GGH	23:00	07:59	9.00	Carmarthenshire	Overnight	GP
10/04/2023	Monday	4.00	GGH	08:00	11:59	03:59:00	Carmarthenshire	Morning	Clinician
10/04/2023	Monday	3.00	PPH	10:00	12:59	02:59:00	Carmarthenshire	Long Shift	Clinician
10/04/2023	Monday	6.00	PPH	12:00	17:59	05:59:00	Carmarthenshire	Afternoon	Clinician
10/04/2023	Monday	4.00	PPH	18:30	22:29	03:59:00	Carmarthenshire	Evening	Salaried GP
10/04/2023	Monday	8.50	GGH	23:30	07:59	8.50	Carmarthenshire	Overnight	GP
11/04/2023	Tuesday	4.00	PPH	19:30	23:29	03:59:00	Carmarthenshire	Evening	GP
11/04/2023	Tuesday	8.50	GGH	23:30	07:59	8.50	Carmarthenshire	Overnight	GP
13/04/2023	Thursday	8.50	GGH	23:30	07:59	8.50	Carmarthenshire	Overnight	GP
15/04/2023	Saturday	4.00	PPH	10:00	13:59	03:59:00	Carmarthenshire	Morning	GP
15/04/2023	Saturday	4.00	GGH	10:00	13:59	03:59:00	Carmarthenshire	Morning	GP
15/04/2023	Saturday	6.00	PPH	13:00	18:59	05:59:00	Carmarthenshire	Afternoon	GP
15/04/2023	Saturday	4.50	PPH	18:00	22:29	04:29:00	Carmarthenshire	Evening	GP
15/04/2023	Saturday	4.00	PPH	19:00	22:59	03:59:00	Carmarthenshire	Evening	GP
15/04/2023	Saturday	9.00	GGH	23:00	07:59	9.00	Carmarthenshire	Overnight	GP
16/04/2023	Sunday	2.00	GGH	12:00	13:59	01:59:00	Carmarthenshire	Afternoon	GP
16/04/2023	Sunday	2.00	GGH	16:00	17:59	01:59:00	Carmarthenshire	Afternoon	GP
16/04/2023	Sunday	4.00	PPH	19:00	22:59	03:59:00	Carmarthenshire	Evening	GP
17/04/2023	Monday	4.00	PPH	19:30	23:29	03:59:00	Carmarthenshire	Evening	GP
20/04/2023	Thursday	8.50	GGH	23:30	07:59	8.50	Carmarthenshire	Overnight	GP
22/04/2023	Saturday	4.50	PPH	18:00	22:29	04:29:00	Carmarthenshire	Evening	GP
22/04/2023	Saturday	4.00	PPH	19:00	22:59	03:59:00	Carmarthenshire	Evening	GP
22/04/2023	Saturday	9.00	GGH	23:00	07:59	9.00	Carmarthenshire	Overnight	GP
29/04/2023	Saturday	4.00	PPH	09:00	12:59	03:59:00	Carmarthenshire	Morning	GP
29/04/2023	Saturday	9.00	PPH	23:00	07:59	9.00	Carmarthenshire	Overnight	GP
30/04/2023	Sunday	4.00	GGH	10:00	13:59	03:59:00	Carmarthenshire	Morning	GP
30/04/2023	Sunday	9.00	PPH	23:00	07:59	9.00	Carmarthenshire	Overnight	GP
01/05/2023	Monday	4.00	GGH	09:00	12:59	03:59:00	Carmarthenshire	Morning	Clinician
01/05/2023	Monday	8.50	PPH	23:30	07:59	8.50	Carmarthenshire	Overnight	GP
06/05/2023	Saturday	4.00	PPH	19:00	22:59	03:59:00	Carmarthenshire	Evening	GP
07/05/2023	Sunday	4.50	PPH	18:00	22:29	04:29:00	Carmarthenshire	Evening	GP
08/05/2023	Monday	4.00	PPH	18:30	22:29	03:59:00	Carmarthenshire	Evening	Sessional GP
10/05/2023	Wednesday	4.00	PPH	18:30	22:29	03:59:00	Carmarthenshire	Evening	Salaried GP
11/05/2023	Thursday	4.00	PPH	19:30	23:29	03:59:00	Carmarthenshire	Evening	GP
11/05/2023	Thursday	8.50	GGH	23:30	07:59	8.50	Carmarthenshire	Overnight	GP
11/05/2023	Thursday	8.50	GGH	23:30	07:59	8.50	Carmarthenshire	Overnight	GP
13/05/2023	Saturday	3.00	PPH	09:00	12:59	03:59:00	Carmarthenshire	Morning	GP
13/05/2023	Saturday	4.50	GGH	18:00	22:29	04:29:00	Carmarthenshire	Evening	GP
13/05/2023	Saturday	4.00	PPH	19:00	22:59	03:59:00	Carmarthenshire	Evening	GP
13/05/2023	Saturday	4.00	GGH	19:00	22:59	03:59:00	Carmarthenshire	Evening	GP
13/05/2023	Saturday	9.00	GGH	23:00	07:59	9.00	Carmarthenshire	Overnight	GP
14/05/2023	Sunday	5.00	GGH	13:00	18:59	05:59:00	Carmarthenshire	Afternoon	GP
14/05/2023	Sunday	5.00	PPH	13:00	18:59	05:59:00	Carmarthenshire	Afternoon	GP
14/05/2023	Sunday	9.00	GGH	23:00	07:59	9.00	Carmarthenshire	Overnight	GP
15/05/2023	Monday	4.00	PPH	19:30	23:29	03:59:00	Carmarthenshire	Evening	GP
15/05/2023	Monday	8.50	GGH	23:30	07:59	8.50	Carmarthenshire	Overnight	GP
16/05/2023	Tuesday	4.00	PPH	19:30	23:29	03:59:00	Carmarthenshire	Evening	GP
17/05/2023	Wednesday	8.50	GGH	23:30	07:59	8.50	Carmarthenshire	Overnight	GP
18/05/2023	Thursday	4.00	PPH	19:30	23:29	03:59:00	Carmarthenshire	Evening	GP
18/05/2023	Thursday	8.50	GGH	23:30	07:59	8.50	Carmarthenshire	Overnight	GP
18/05/2023	Thursday	8.50	GGH	23:30	07:59	8.50	Carmarthenshire	Overnight	GP
19/05/2023	Friday	8.50	GGH	23:30	07:59	8.50	Carmarthenshire	Overnight	GP
20/05/2023	Saturday	4.00	GGH	10:00	13:59	03:59:00	Carmarthenshire	Morning	GP
20/05/2023	Saturday	4.00	PPH	19:00	22:59	03:59:00	Carmarthenshire	Evening	GP
20/05/2023	Saturday	9.00	GGH	23:00	07:59	9.00	Carmarthenshire	Overnight	GP
21/05/2023	Sunday	6.00	PPH	12:00	17:59	05:59:00	Carmarthenshire	Afternoon	GP
21/05/2023	Sunday	4.00	PPH	19:00	22:59	03:59:00	Carmarthenshire	Evening	GP
21/05/2023	Sunday	0.50	GGH	23:00	23:29	00:29:00	Carmarthenshire	Evening	GP
21/05/2023	Sunday	9.00	GGH	23:00	07:59	9.00	Carmarthenshire	Overnight	GP
22/05/2023	Monday	4.00	PPH	19:30	23:29	03:59:00	Carmarthenshire	Evening	GP
24/05/2023	Wednesday	4.00	PPH	18:30	22:29	03:59:00	Carmarthenshire	Evening	GP
25/05/2023	Thursday	4.00	PPH	19:30	23:29	03:59:00	Carmarthenshire	Evening	GP
25/05/2023	Thursday	8.50	GGH	23:30	07:59	8.50	Carmarthenshire	Overnight	GP
27/05/2023	Saturday	4.50	PPH	18:00	22:29	04:29:00	Carmarthenshire	Evening	GP
28/05/2023	Sunday	4.00	PPH	10:00	13:59	03:59:00	Carmarthenshire	Morning	GP

28/05/2023	Sunday	6.00	GGH	12:00	17:59	05:59:00	Carmarthenshire	Afternoon	GP
28/05/2023	Sunday	4.50	PPH	18:00	22:29	04:29:00	Carmarthenshire	Evening	GP
29/05/2023	Monday	7.00	PPH	10:00	16:59	06:59:00	Carmarthenshire	Morning	GP
29/05/2023	Monday	4.00	PPH	18:30	22:29	03:59:00	Carmarthenshire	Evening	GP
29/05/2023	Monday	4.00	PPH	19:30	23:29	03:59:00	Carmarthenshire	Evening	GP
29/05/2023	Monday	8.50	GGH	23:30	07:59	8.50	Carmarthenshire	Overnight	GP
30/05/2023	Tuesday	4.00	PPH	18:30	22:29	03:59:00	Carmarthenshire	Evening	GP
30/05/2023	Tuesday	4.00	PPH	19:30	23:29	03:59:00	Carmarthenshire	Evening	GP
30/05/2023	Tuesday	8.50	GGH	23:30	07:59	8.50	Carmarthenshire	Overnight	GP
31/05/2023	Wednesday	4.00	PPH	19:30	23:29	03:59:00	Carmarthenshire	Evening	GP
31/05/2023	Wednesday	8.50	GGH	23:30	07:59	8.50	Carmarthenshire	Overnight	GP
01/06/2023	Thursday	4.00	PPH	19:30	23:29	03:59:00	Carmarthenshire	Evening	GP
01/06/2023	Thursday	8.50	GGH	23:30	07:59	8.50	Carmarthenshire	Overnight	GP
02/06/2023	Friday	8.50	GGH	23:30	07:59	8.50	Carmarthenshire	Overnight	GP
03/06/2023	Saturday	4.00	GGH	08:00	11:59	03:59:00	Carmarthenshire	Morning	GP
03/06/2023	Saturday	6.00	GGH	12:00	17:59	05:59:00	Carmarthenshire	Afternoon	GP
03/06/2023	Saturday	4.50	PPH	18:00	22:29	04:29:00	Carmarthenshire	Evening	GP
03/06/2023	Saturday	9.00	GGH	23:00	07:59	9.00	Carmarthenshire	Overnight	GP
04/06/2023	Sunday	4.00	PPH	10:00	13:59	03:59:00	Carmarthenshire	Morning	GP
04/06/2023	Sunday	4.50	GGH	18:00	22:29	04:29:00	Carmarthenshire	Evening	GP
06/06/2023	Tuesday	5.00	PPH	19:30	23:29	5.00	Carmarthenshire	Evening	GP
07/06/2023	Wednesday	4.00	PPH	18:30	22:29	03:59:00	Carmarthenshire	Evening	GP
09/06/2023	Friday	8.50	GGH	23:30	07:59	8.50	Carmarthenshire	Overnight	GP
10/06/2023	Saturday	6.00	GGH	12:00	17:59	05:59:00	Carmarthenshire	Afternoon	GP
10/06/2023	Saturday	4.50	PPH	18:00	22:29	04:29:00	Carmarthenshire	Evening	GP
10/06/2023	Saturday	4.50	GGH	18:00	22:29	04:29:00	Carmarthenshire	Evening	GP
11/06/2023	Sunday	4.00	PPH	10:00	13:59	03:59:00	Carmarthenshire	Morning	GP
12/06/2023	Monday	4.00	PPH	19:30	23:29	03:59:00	Carmarthenshire	Evening	GP
12/06/2023	Monday	8.50	GGH	23:30	07:59	8.50	Carmarthenshire	Overnight	GP
15/06/2023	Thursday	4.00	PPH	18:30	22:29	03:59:00	Carmarthenshire	Evening	GP
15/06/2023	Thursday	4.00	PPH	19:30	23:29	03:59:00	Carmarthenshire	Evening	GP
15/06/2023	Thursday	8.50	GGH	23:30	07:59	8.50	Carmarthenshire	Overnight	GP
16/06/2023	Friday	8.50	GGH	23:30	07:59	8.50	Carmarthenshire	Overnight	GP
17/06/2023	Saturday	4.00	PPH	08:00	11:59	03:59:00	Carmarthenshire	Morning	GP
17/06/2023	Saturday	6.00	PPH	12:00	17:59	05:59:00	Carmarthenshire	Afternoon	GP
17/06/2023	Saturday	4.50	PPH	18:00	22:29	04:29:00	Carmarthenshire	Evening	GP
17/06/2023	Saturday	4.00	GGH	19:00	22:59	03:59:00	Carmarthenshire	Evening	GP
17/06/2023	Saturday	9.00	GGH	23:00	07:59	9.00	Carmarthenshire	Overnight	GP
18/06/2023	Sunday	4.00	PPH	08:00	11:59	03:59:00	Carmarthenshire	Morning	GP
18/06/2023	Sunday	6.00	PPH	12:00	17:59	05:59:00	Carmarthenshire	Afternoon	GP
18/06/2023	Sunday	6.00	GGH	12:00	17:59	05:59:00	Carmarthenshire	Afternoon	GP
18/06/2023	Sunday	4.50	GGH	18:00	22:29	04:29:00	Carmarthenshire	Evening	GP
19/06/2023	Monday	4.00	PPH	19:30	23:29	03:59:00	Carmarthenshire	Evening	GP
22/06/2023	Thursday	4.00	PPH	18:30	22:29	03:59:00	Carmarthenshire	Evening	GP
23/06/2023	Friday	4.00	PPH	19:30	23:29	03:59:00	Carmarthenshire	Evening	GP
23/06/2023	Friday	8.50	GGH	23:30	07:59	8.50	Carmarthenshire	Overnight	GP
24/06/2023	Saturday	6.00	PPH	13:00	18:59	05:59:00	Carmarthenshire	Afternoon	GP
24/06/2023	Saturday	4.00	PPH	19:00	22:59	03:59:00	Carmarthenshire	Evening	GP
24/06/2023	Saturday	4.00	GGH	19:00	22:59	03:59:00	Carmarthenshire	Evening	GP
24/06/2023	Saturday	9.00	GGH	23:00	07:59	9.00	Carmarthenshire	Overnight	GP
25/06/2023	Sunday	4.00	PPH	08:00	11:59	03:59:00	Carmarthenshire	Morning	GP
25/06/2023	Sunday	4.00	PPH	09:00	12:59	03:59:00	Carmarthenshire	Morning	GP
25/06/2023	Sunday	4.00	PPH	10:00	13:59	03:59:00	Carmarthenshire	Morning	GP
25/06/2023	Sunday	4.00	GGH	10:00	13:59	03:59:00	Carmarthenshire	Morning	GP
25/06/2023	Sunday	4.50	GGH	18:00	22:29	04:29:00	Carmarthenshire	Evening	GP
26/06/2023	Monday	4.00	PPH	19:30	23:29	03:59:00	Carmarthenshire	Evening	GP
27/06/2023	Tuesday	4.00	PPH	19:30	23:29	03:59:00	Carmarthenshire	Evening	GP
28/06/2023	Wednesday	4.00	PPH	18:30	22:29	03:59:00	Carmarthenshire	Evening	GP
29/06/2023	Thursday	4.00	PPH	18:30	22:29	03:59:00	Carmarthenshire	Evening	GP
01/07/2023	Saturday	4.00	PPH	08:00	11:59	03:59:00	Carmarthenshire	Morning	GP
01/07/2023	Saturday	6.00	GGH	13:00	18:59	05:59:00	Carmarthenshire	Afternoon	GP
01/07/2023	Saturday	4.50	GGH	18:00	22:29	04:29:00	Carmarthenshire	Evening	GP
02/07/2023	Sunday	4.00	PPH	09:00	12:59	03:59:00	Carmarthenshire	Morning	GP
02/07/2023	Sunday	4.00	PPH	10:00	13:59	03:59:00	Carmarthenshire	Morning	GP
02/07/2023	Sunday	6.00	GGH	12:00	17:59	05:59:00	Carmarthenshire	Afternoon	GP
02/07/2023	Sunday	6.00	GGH	13:00	18:59	05:59:00	Carmarthenshire	Afternoon	GP
02/07/2023	Sunday	4.00	GGH	19:00	22:59	03:59:00	Carmarthenshire	Evening	GP
04/07/2023	Tuesday	4.00	PPH	18:30	22:29	03:59:00	Carmarthenshire	Evening	GP
05/07/2023	Wednesday	4.00	PPH	18:30	22:29	03:59:00	Carmarthenshire	Evening	GP

05/07/2023	Wednesday	4.00	PPH	19:30	23:29	03:59:00	Carmarthenshire	Evening	GP
06/07/2023	Thursday	4.00	GGH	18:30	22:29	03:59:00	Carmarthenshire	Evening	GP
06/07/2023	Thursday	4.00	PPH	18:30	22:29	03:59:00	Carmarthenshire	Evening	GP
06/07/2023	Thursday	4.00	PPH	19:30	23:29	03:59:00	Carmarthenshire	Evening	GP
06/07/2023	Thursday	8.50	GGH	23:30	07:59	8.50	Carmarthenshire	Overnight	GP
08/07/2023	Saturday	6.00	GGH	12:00	17:59	05:59:00	Carmarthenshire	Afternoon	GP
08/07/2023	Saturday	6.00	PPH	13:00	18:59	05:59:00	Carmarthenshire	Afternoon	GP
08/07/2023	Saturday	4.50	PPH	18:00	22:29	04:29:00	Carmarthenshire	Evening	GP
08/07/2023	Saturday	4.00	PPH	19:00	22:59	03:59:00	Carmarthenshire	Evening	GP
09/07/2023	Sunday	4.00	PPH	09:00	12:59	03:59:00	Carmarthenshire	Morning	GP
09/07/2023	Sunday	4.00	PPH	10:00	13:59	03:59:00	Carmarthenshire	Morning	GP
09/07/2023	Sunday	6.00	GGH	13:00	18:59	05:59:00	Carmarthenshire	Afternoon	GP
09/07/2023	Sunday	4.00	PPH	19:00	22:59	00:00:00	Carmarthenshire	Evening	GP
09/07/2023	Sunday	9.00	GGH	23:00	07:59	9.00	Carmarthenshire	Overnight	GP
10/07/2023	Monday	4.00	PPH	19:30	23:29	03:59:00	Carmarthenshire	Evening	GP
10/07/2023	Monday	8.50	GGH	23:30	07:59	8.50	Carmarthenshire	Overnight	GP
11/07/2023	Tuesday	8.50	GGH	23:30	07:59	8.50	Carmarthenshire	Overnight	GP
12/07/2023	Wednesday	8.50	GGH	23:30	07:59	8.50	Carmarthenshire	Overnight	GP
13/07/2023	Thursday	4.00	PPH	18:30	22:29	03:59:00	Carmarthenshire	Evening	GP
13/07/2023	Thursday	4.00	PPH	19:30	23:29	03:59:00	Carmarthenshire	Evening	GP
14/07/2023	Friday	4.00	PPH	19:30	23:29	03:59:00	Carmarthenshire	Evening	GP
15/07/2023	Saturday	6.00	GGH	13:00	18:59	05:59:00	Carmarthenshire	Afternoon	GP
15/07/2023	Saturday	4.50	PPH	18:00	22:29	04:29:00	Carmarthenshire	Evening	GP
15/07/2023	Saturday	4.00	PPH	19:00	22:59	03:59:00	Carmarthenshire	Evening	GP
15/07/2023	Saturday	9.00	GGH	23:00	07:59	9.00	Carmarthenshire	Overnight	GP
16/07/2023	Sunday	3.00	GGH	09:30	11:59	02:29:00	Carmarthenshire	Morning	GP
16/07/2023	Sunday	4.00	PPH	10:00	13:59	03:59:00	Carmarthenshire	Morning	GP
16/07/2023	Sunday	6.00	GGH	13:00	18:59	05:59:00	Carmarthenshire	Afternoon	GP
16/07/2023	Sunday	4.50	PPH	18:00	22:29	04:29:00	Carmarthenshire	Evening	GP
16/07/2023	Sunday	4.00	GGH	19:00	22:59	03:59:00	Carmarthenshire	Evening	GP
16/07/2023	Sunday	9.00	GGH	23:00	07:59	9.00	Carmarthenshire	Overnight	GP
17/07/2023	Monday	4.00	GGH	18:30	22:29	03:59:00	Carmarthenshire	Evening	Clinician
17/07/2023	Monday	4.00	PPH	19:30	23:29	03:59:00	Carmarthenshire	Evening	GP
18/07/2023	Tuesday	4.00	GGH	19:30	23:29	03:59:00	Carmarthenshire	Evening	GP
18/07/2023	Tuesday	4.00	PPH	19:30	23:29	03:59:00	Carmarthenshire	Evening	GP
20/07/2023	Thursday	4.00	PPH	18:30	22:29	03:59:00	Carmarthenshire	Evening	GP
20/07/2023	Thursday	8.50	GGH	23:30	07:59	8.50	Carmarthenshire	Overnight	GP
21/07/2023	Friday	4.00	PPH	18:30	22:29	03:59:00	Carmarthenshire	Evening	GP
21/07/2023	Friday	8.50	GGH	23:30	07:59	8.50	Carmarthenshire	Overnight	GP
22/07/2023	Saturday	7.00	GGH	10:00	16:59	06:59:00	Carmarthenshire	Morning	GP
22/07/2023	Saturday	6.00	GGH	13:00	18:59	05:59:00	Carmarthenshire	Afternoon	GP
22/07/2023	Saturday	4.50	PPH	18:00	22:29	04:29:00	Carmarthenshire	Evening	GP
22/07/2023	Saturday	9.00	GGH	23:00	07:59	9.00	Carmarthenshire	Overnight	GP
23/07/2023	Sunday	4.00	PPH	10:00	13:59	03:59:00	Carmarthenshire	Morning	GP
23/07/2023	Sunday	6.00	GGH	13:00	18:59	05:59:00	Carmarthenshire	Afternoon	GP
23/07/2023	Sunday	4.00	GGH	19:00	22:59	03:59:00	Carmarthenshire	Evening	GP
24/07/2023	Monday	4.00	PPH	18:30	22:29	03:59:00	Carmarthenshire	Evening	Salaried GP
24/07/2023	Monday	4.00	PPH	19:30	23:29	03:59:00	Carmarthenshire	Evening	GP
24/07/2023	Monday	8.50	GGH	23:30	07:59	8.50	Carmarthenshire	Overnight	GP
25/07/2023	Tuesday	4.00	PPH	18:30	22:29	03:59:00	Carmarthenshire	Evening	GP
26/07/2023	Wednesday	4.00	PPH	19:30	23:29	03:59:00	Carmarthenshire	Evening	GP
27/07/2023	Thursday	4.00	PPH	18:30	22:29	03:59:00	Carmarthenshire	Evening	GP
27/07/2023	Thursday	4.00	PPH	19:30	23:29	03:59:00	Carmarthenshire	Evening	GP
27/07/2023	Thursday	8.50	GGH	23:30	07:59	8.50	Carmarthenshire	Overnight	GP
28/07/2023	Friday	4.00	PPH	19:30	23:29	03:59:00	Carmarthenshire	Evening	GP
29/07/2023	Saturday	6.00	GGH	12:00	17:59	05:59:00	Carmarthenshire	Afternoon	GP
29/07/2023	Saturday	6.00	GGH	13:00	18:59	05:59:00	Carmarthenshire	Afternoon	GP
29/07/2023	Saturday	4.50	GGH	18:00	22:29	04:29:00	Carmarthenshire	Evening	GP
29/07/2023	Saturday	4.50	PPH	18:00	22:29	04:29:00	Carmarthenshire	Evening	GP
30/07/2023	Sunday	6.00	GGH	12:00	17:59	05:59:00	Carmarthenshire	Afternoon	GP
30/07/2023	Sunday	4.50	PPH	18:00	22:29	04:29:00	Carmarthenshire	Evening	GP
30/07/2023	Sunday	4.00	PPH	19:00	22:59	03:59:00	Carmarthenshire	Evening	GP
30/07/2023	Sunday	9.00	GGH	23:00	07:59	9.00	Carmarthenshire	Overnight	GP
31/07/2023	Monday	8.50	GGH	23:30	07:59	8.50	Carmarthenshire	Overnight	GP
31/07/2023	Monday	8.50	GGH	23:30	07:59	8.50	Carmarthenshire	Overnight	GP
01/08/2023	Tuesday	4.00	PPH	19:30	23:29	03:59:00	Carmarthenshire	Evening	GP
01/08/2023	Tuesday	8.50	GGH	23:30	07:59	8.50	Carmarthenshire	Overnight	GP
03/08/2023	Thursday	4.00	PPH	18:30	22:29	03:59:00	Carmarthenshire	Evening	GP
03/08/2023	Thursday	4.00	PPH	19:30	23:29	03:59:00	Carmarthenshire	Evening	GP



03/08/2023	Thursday	8.50	GGH	23:30	07:59	8.50	Carmarthenshire	Overnight	GP
03/08/2023	Thursday	8.50	GGH	23:30	07:59	8.50	Carmarthenshire	Overnight	GP
05/08/2023	Saturday	4.50	PPH	18:00	22:29	04:29:00	Carmarthenshire	Evening	GP
05/08/2023	Saturday	4.00	PPH	19:00	22:59	03:59:00	Carmarthenshire	Evening	GP
06/08/2023	Sunday	6.00	GGH	13:00	18:59	05:59:00	Carmarthenshire	Afternoon	GP
06/08/2023	Sunday	4.50	PPH	18:00	22:29	04:29:00	Carmarthenshire	Evening	GP
07/08/2023	Monday	4.00	PPH	19:30	23:29	03:59:00	Carmarthenshire	Evening	GP
10/08/2023	Thursday	8.50	GGH	23:30	07:59	8.50	Carmarthenshire	Overnight	GP
12/08/2023	Saturday	4.50	GGH	18:00	22:29	04:29:00	Carmarthenshire	Evening	GP
12/08/2023	Saturday	4.50	PPH	18:00	22:29	04:29:00	Carmarthenshire	Evening	GP
12/08/2023	Saturday	4.00	PPH	19:00	22:59	03:59:00	Carmarthenshire	Evening	GP
12/08/2023	Saturday	9.00	GGH	23:00	07:59	9.00	Carmarthenshire	Overnight	GP
13/08/2023	Sunday	4.00	PPH	10:00	13:59	03:59:00	Carmarthenshire	Morning	GP
13/08/2023	Sunday	6.00	GGH	13:00	18:59	05:59:00	Carmarthenshire	Afternoon	GP
13/08/2023	Sunday	4.00	PPH	19:00	22:59	03:59:00	Carmarthenshire	Evening	GP
13/08/2023	Sunday	9.00	GGH	23:00	07:59	9.00	Carmarthenshire	Overnight	GP
14/08/2023	Monday	4.00	PPH	19:30	23:29	03:59:00	Carmarthenshire	Evening	GP
14/08/2023	Monday	8.50	GGH	23:30	07:59	8.50	Carmarthenshire	Overnight	GP
15/08/2023	Tuesday	4.00	PPH	19:30	23:29	03:59:00	Carmarthenshire	Evening	GP
15/08/2023	Tuesday	8.50	GGH	23:30	07:59	8.50	Carmarthenshire	Overnight	GP
17/08/2023	Thursday	8.50	GGH	23:30	07:59	-0.65	Carmarthenshire	Overnight	GP
18/08/2023	Friday	4.00	PPH	19:30	23:29	03:59:00	Carmarthenshire	Evening	GP
19/08/2023	Saturday	4.50	GGH	18:00	22:29	04:29:00	Carmarthenshire	Evening	GP
20/08/2023	Sunday	4.00	PPH	10:00	13:59	03:59:00	Carmarthenshire	Morning	GP
20/08/2023	Sunday	6.00	GGH	13:00	18:59	05:59:00	Carmarthenshire	Afternoon	GP
20/08/2023	Sunday	4.50	GGH	18:00	22:29	04:29:00	Carmarthenshire	Evening	GP
20/08/2023	Sunday	4.00	GGH	19:00	22:59	03:59:00	Carmarthenshire	Evening	GP
20/08/2023	Sunday	9.00	GGH	23:00	07:59	9.00	Carmarthenshire	Overnight	GP
21/08/2023	Monday	4.00	PPH	19:30	23:29	03:59:00	Carmarthenshire	Evening	GP
21/08/2023	Monday	8.50	GGH	23:30	07:59	8.50	Carmarthenshire	Overnight	GP
22/08/2023	Tuesday	4.00	PPH	18:30	22:29	03:59:00	Carmarthenshire	Evening	GP
22/08/2023	Tuesday	4.00	PPH	19:30	23:29	03:59:00	Carmarthenshire	Evening	GP
22/08/2023	Tuesday	8.50	GGH	23:30	07:59	8.50	Carmarthenshire	Overnight	GP
24/08/2023	Thursday	4.00	PPH	19:30	23:29	03:59:00	Carmarthenshire	Evening	GP
25/08/2023	Friday	4.00	PPH	19:30	23:29	03:59:00	Carmarthenshire	Evening	GP
26/08/2023	Saturday	6.00	PPH	13:00	18:59	05:59:00	Carmarthenshire	Afternoon	GP
26/08/2023	Saturday	4.50	PPH	18:00	22:29	04:29:00	Carmarthenshire	Evening	GP
26/08/2023	Saturday	4.00	PPH	19:00	22:59	03:59:00	Carmarthenshire	Evening	GP
27/08/2023	Sunday	4.00	PPH	10:00	13:59	03:59:00	Carmarthenshire	Morning	GP
27/08/2023	Sunday	5.00	PPH	14:00	18:59	04:59:00	Carmarthenshire	Afternoon	GP
27/08/2023	Sunday	4.00	PPH	19:00	22:59	03:59:00	Carmarthenshire	Evening	GP
28/08/2023	Monday	7.00	PPH	10:00	16:59	06:59:00	Carmarthenshire	Morning	GP
02/09/2023	Saturday	6.00	GGH	13:00	18:59	05:59:00	Carmarthenshire	Afternoon	GP
02/09/2023	Saturday	9.00	GGH	23:00	07:59	9.00	Carmarthenshire	Overnight	GP
03/09/2023	Sunday	4.50	PPH	18:00	22:29	04:29:00	Carmarthenshire	Evening	GP
03/09/2023	Sunday	4.00	GGH	19:00	22:59	03:59:00	Carmarthenshire	Evening	GP
08/09/2023	Friday	8.50	GGH	23:30	07:59	8.50	Carmarthenshire	Overnight	GP
09/09/2023	Saturday	4.00	PPH	10:00	13:59	03:59:00	Carmarthenshire	Morning	GP
09/09/2023	Saturday	4.00	PPH	19:00	22:59	03:59:00	Carmarthenshire	Evening	GP
11/09/2023	Monday	4.00	PPH	19:30	23:29	03:59:00	Carmarthenshire	Evening	GP
12/09/2023	Tuesday	4.00	PPH	19:30	23:29	03:59:00	Carmarthenshire	Evening	GP
13/09/2023	Wednesday	8.50	GGH	23:30	07:59	8.50	Carmarthenshire	Overnight	GP
14/09/2023	Thursday	8.50	GGH	23:30	07:59	8.50	Carmarthenshire	Overnight	GP
15/09/2023	Friday	4.00	GGH	19:30	23:29	03:59:00	Carmarthenshire	Evening	GP
16/09/2023	Saturday	9.00	GGH	23:00	07:59	9.00	Carmarthenshire	Overnight	GP
18/09/2023	Monday	4.00	PPH	19:30	23:29	03:59:00	Carmarthenshire	Evening	GP
18/09/2023	Monday	8.50	GGH	23:30	07:59	8.50	Carmarthenshire	Overnight	GP
18/09/2023	Monday	8.50	GGH	23:30	07:59	8.50	Carmarthenshire	Overnight	GP
19/09/2023	Tuesday	4.00	PPH	18:30	22:29	03:59:00	Carmarthenshire	Evening	GP
20/09/2023	Wednesday	4.00	PPH	18:30	22:29	03:59:00	Carmarthenshire	Evening	GP
20/09/2023	Wednesday	8.50	GGH	23:30	07:59	8.50	Carmarthenshire	Overnight	GP
20/09/2023	Wednesday	8.50	GGH	23:30	07:59	8.50	Carmarthenshire	Overnight	GP
21/09/2023	Thursday	4.00	PPH	19:30	23:29	03:59:00	Carmarthenshire	Evening	GP
22/09/2023	Friday	8.50	GGH	23:30	07:59	8.50	Carmarthenshire	Overnight	GP
23/09/2023	Saturday	1.00	PPH	12:00	12:59	00:59:00	Carmarthenshire	Morning	GP
23/09/2023	Saturday	4.00	PPH	18:00	21:59	03:59:00	Carmarthenshire	Evening	GP
27/09/2023	Wednesday	4.00	PPH	18:30	22:29	03:59:00	Carmarthenshire	Evening	GP
27/09/2023	Wednesday	8.50	GGH	23:30	07:59	8.50	Carmarthenshire	Overnight	GP
28/09/2023	Thursday	4.00	PPH	19:30	23:29	03:59:00	Carmarthenshire	Evening	GP

28/09/2023	Thursday	8.50	GGH	23:30	07:59	8.50	Carmarthenshire	Overnight	GP
30/09/2023	Saturday	4.00	PPH	09:00	12:59	03:59:00	Carmarthenshire	Morning	GP
30/09/2023	Saturday	4.00	PPH	10:00	13:59	03:59:00	Carmarthenshire	Morning	GP
30/09/2023	Saturday	4.00	PPH	19:00	22:59	03:59:00	Carmarthenshire	Evening	GP
01/10/2023	Sunday	4.00	PPH	09:00	12:59	03:59:00	Carmarthenshire	Morning	GP
01/10/2023	Sunday	4.00	PPH	10:00	13:59	03:59:00	Carmarthenshire	Morning	GP
01/10/2023	Sunday	4.50	PPH	18:00	22:29	04:29:00	Carmarthenshire	Evening	GP
01/10/2023	Sunday	9.00	GGH	23:00	07:59	9.00	Carmarthenshire	Overnight	GP
02/10/2023	Monday	4.00	PPH	19:30	23:29	03:59:00	Carmarthenshire	Evening	GP
02/10/2023	Monday	8.50	GGH	23:30	07:59	8.50	Carmarthenshire	Overnight	GP
02/10/2023	Monday	8.50	GGH	23:30	07:59	8.50	Carmarthenshire	Overnight	GP
03/10/2023	Tuesday	8.50	GGH	23:30	07:59	8.50	Carmarthenshire	Overnight	GP
05/10/2023	Thursday	8.50	GGH	23:30	07:59	8.50	Carmarthenshire	Overnight	GP
05/10/2023	Thursday	8.50	GGH	23:30	07:59	8.50	Carmarthenshire	Overnight	GP
07/10/2023	Saturday	4.00	PPH	10:00	13:59	03:59:00	Carmarthenshire	Morning	GP
07/10/2023	Saturday	9.00	GGH	23:00	07:59	9.00	Carmarthenshire	Overnight	GP
14/10/2023	Saturday	7.00	PPH	10:00	16:59	06:59:00	Carmarthenshire	Morning	GP
19/10/2023	Thursday	4.00	PPH	18:30	22:29	03:59:00	Carmarthenshire	Evening	GP
20/10/2023	Friday	4.00	PPH	18:30	22:29	03:59:00	Carmarthenshire	Evening	GP
21/10/2023	Saturday	9.00	GGH	23:00	07:59	9.00	Carmarthenshire	Overnight	GP
22/10/2023	Sunday	4.00	PPH	10:00	13:59	03:59:00	Carmarthenshire	Morning	GP
24/10/2023	Tuesday	8.50	GGH	23:30	07:59	8.50	Carmarthenshire	Overnight	GP
26/10/2023	Thursday	4.50	GGH	19:00	23:29	04:29:00	Carmarthenshire	Evening	GP
26/10/2023	Thursday	8.50	GGH	23:30	07:59	8.50	Carmarthenshire	Overnight	GP
27/10/2023	Friday	4.00	PPH	19:30	23:29	03:59:00	Carmarthenshire	Evening	GP
28/10/2023	Saturday	4.00	PPH	09:00	12:59	03:59:00	Carmarthenshire	Morning	GP
28/10/2023	Saturday	4.00	PPH	10:00	13:59	03:59:00	Carmarthenshire	Morning	GP
28/10/2023	Saturday	6.00	PPH	12:00	17:59	05:59:00	Carmarthenshire	Afternoon	GP
28/10/2023	Saturday	4.50	GGH	18:00	22:29	04:29:00	Carmarthenshire	Evening	GP
28/10/2023	Saturday	4.50	PPH	18:00	22:29	04:29:00	Carmarthenshire	Evening	GP
29/10/2023	Sunday	4.00	PPH	10:00	13:59	03:59:00	Carmarthenshire	Morning	GP
29/10/2023	Sunday	6.00	GGH	12:00	17:59	05:59:00	Carmarthenshire	Afternoon	GP
29/10/2023	Sunday	6.00	PPH	12:00	17:59	05:59:00	Carmarthenshire	Afternoon	GP
29/10/2023	Sunday	6.00	GGH	13:00	18:59	05:59:00	Carmarthenshire	Afternoon	GP
29/10/2023	Sunday	4.50	GGH	18:00	22:29	04:29:00	Carmarthenshire	Evening	GP
30/10/2023	Monday	8.50	GGH	23:30	07:59	8.50	Carmarthenshire	Overnight	GP
01/11/2023	Wednesday	4.00	PPH	18:30	22:29	03:59:00	Carmarthenshire	Evening	GP
01/11/2023	Wednesday	4.00	PPH	19:30	23:29	03:59:00	Carmarthenshire	Evening	GP
01/11/2023	Wednesday	9.00	GGH	23:00	07:59	9.00	Carmarthenshire	Overnight	GP
02/11/2023	Thursday	8.50	GGH	23:30	07:59	8.50	Carmarthenshire	Overnight	GP
04/11/2023	Saturday	4.00	PPH	08:00	11:59	03:59:00	Carmarthenshire	Morning	GP
04/11/2023	Saturday	4.50	PPH	18:00	22:29	04:29:00	Carmarthenshire	Evening	GP
05/11/2023	Sunday	4.00	PPH	09:00	12:59	03:59:00	Carmarthenshire	Morning	GP
05/11/2023	Sunday	4.00	PPH	10:00	13:59	03:59:00	Carmarthenshire	Morning	GP
05/11/2023	Sunday	6.00	PPH	12:00	17:59	05:59:00	Carmarthenshire	Afternoon	GP
11/11/2023	Saturday	7.00	GGH	11:00	17:59	06:59:00	Carmarthenshire	Morning	GP
15/11/2023	Wednesday	4.00	PPH	18:30	22:29	03:59:00	Carmarthenshire	Evening	GP
15/11/2023	Wednesday	4.00	GGH	19:30	23:29	03:59:00	Carmarthenshire	Evening	GP
15/11/2023	Wednesday	8.50	GGH	23:30	07:59	-0.65	Carmarthenshire	Overnight	GP
16/11/2023	Thursday	4.00	PPH	18:30	22:29	03:59:00	Carmarthenshire	Evening	GP
16/11/2023	Thursday	4.00	PPH	19:30	23:29	03:59:00	Carmarthenshire	Evening	GP
16/11/2023	Thursday	8.50	GGH	23:30	07:59	-0.65	Carmarthenshire	Overnight	GP
19/11/2023	Sunday	4.00	PPH	09:00	12:59	03:59:00	Carmarthenshire	Morning	GP
19/11/2023	Sunday	4.00	GGH	10:00	13:59	03:59:00	Carmarthenshire	Morning	GP
19/11/2023	Sunday	4.00	PPH	19:00	22:59	03:59:00	Carmarthenshire	Evening	GP
27/11/2023	Monday	4.00	PPH	18:30	22:29	03:59:00	Carmarthenshire	Evening	Salaried GP
27/11/2023	Monday	4.00	PPH	19:30	23:29	03:59:00	Carmarthenshire	Evening	GP
30/11/2023	Thursday	8.50	GGH	23:30	07:59	8.50	Carmarthenshire	Overnight	GP
30/11/2023	Thursday	8.50	GGH	23:30	07:59	8.50	Carmarthenshire	Overnight	GP
01/12/2023	Friday	4.00	PPH	19:30	23:29	03:59:00	Carmarthenshire	Evening	GP
02/12/2023	Saturday	4.50	GGH	18:00	22:29	04:29:00	Carmarthenshire	Evening	GP
02/12/2023	Saturday	4.50	PPH	18:00	22:29	04:29:00	Carmarthenshire	Evening	GP
03/12/2023	Sunday	4.00	GGH	10:00	13:59	03:59:00	Carmarthenshire	Morning	GP
03/12/2023	Sunday	6.00	GGH	12:00	17:59	6.00	Carmarthenshire	Afternoon	GP
04/12/2023	Monday	4.00	PPH	18:30	22:29	03:59:00	Carmarthenshire	Evening	Salaried GP
04/12/2023	Monday	4.00	PPH	19:30	23:29	03:59:00	Carmarthenshire	Evening	GP
06/12/2023	Wednesday	4.00	PPH	19:30	23:29	03:59:00	Carmarthenshire	Evening	GP
07/12/2023	Thursday	4.00	PPH	18:30	22:29	03:59:00	Carmarthenshire	Evening	GP
07/12/2023	Thursday	8.50	GGH	23:30	07:59	8.50	Carmarthenshire	Overnight	GP



Llywodraeth Cymru  
Welsh Government

---

# Health and Social Care Regional Integration Fund

## **REVENUE GUIDANCE 2022–27**

---



## Foreword for the Health and Social Care Regional Integration Fund (RIF) Guidance

The ground-breaking Social Services and Wellbeing (Wales) Act and A Healthier Wales, our 10 year plan set out our ambition for delivering preventative, integrated health and social care in Wales. Both aim to ensure that services are designed and delivered around the needs and preferences of individuals, and with a much greater emphasis on keeping people healthy and well as close to home as possible.

Good progress has been made in taking forward the vision set in A Healthier Wales but we are keen that we now focus our efforts and accelerate our progress to move further and faster to secure the best care, support and outcomes for the people of Wales.

In realising the ambitions set out in A Healthier Wales, the continued progress towards integrating health and social care is vital to ensure seamless services for the people who need care and support. Over the last few years through the Integrated Care Fund (ICF) and the Transformation Fund (TF), Regional Partnership Boards (RPBs) have tested and developed key models of integrated care that are now providing essential services as part of our health and social care system in Wales.

It is important to recognise the indispensable work of the RPBs against the backdrop of the Covid-19 pandemic. Whilst the RPBs were not created to respond to emergency situations, they have continued to plan, develop and deliver joined up health and social care interventions that have supported many people and their carers through a very difficult time. We are still very much fighting this pandemic, and we expect RPBs to continue to provide strategic support within their region to deliver seamless services that support our ongoing response.

With the commencement of the new £144.7 million Health and Social Care Regional Intergration Fund we are now in a position to further embed these models of care into core services whilst maintaining some scope for the continued development of new ones.

Whilst it is clear that while the Health and Social Care Regional Integration Fund will build from the excellent work undertaken though the Integrated Care Fund and the Transformation fund, it is not a continuation of those schemes. It is a new programme with distinctly different architecture and objectives. This fund brings together several existing funding streams to provide a renewed focus on community based care, emotional health and well-being, supporting families to stay together safely, care experienced children, home from hospital services and accommodation based solutions

We have amalgamated previously separate funding streams to create greater alignment of resources in order to maximise impact and reduce administrative burden. We have co-designed a new funding architecture that hardwires in the sustainability planning and investment for these new models of care relying on

partners to bring forward match funds and a firm commitment to long term mainstreaming of effective new models of care.

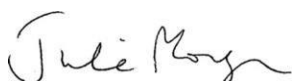
We have also focused our investment priorities around the development of six new models of care, which have been drawn from the experiences and learning of the previous Integrated care Fund and the Transformation Fund.

We have been impressed with the co-productive approach that RPBs and other key partners have taken this year working with officials to develop the guidance for this fund. We are aware of the commitment shown, and we believe it has been an investment well made as the joint approach to design continues into the first year of delivery. We fully recognise that the move to introduce match funding to secure investment of core resources in new models of care will pose its challenges, but we are clear that unless we invest in transforming our core system we will not get the transformation we are seeking.


We must not forget that the purpose of the ICF and TF was to introduce successful new models of care, rather than fund existing services and we have learnt useful lessons from the previous funds, all of which have been taken into account during the development of this new fund. We therefore expect the Regional Integration Fund to generate a true partnership approach to investing in integrated services for the long term. To achieve this, integrated health and social care should not be seen as something additional to our current services, but should be seen as a core feature of our health and social care system for the future. We must actively transform some of the outdated, siloed working and replace it with new, integrated models of care that will deliver better outcomes for the people of Wales.



Eluned Morgan, Minister for Health and Social Services



Julie Morgan, Deputy Minister for Social Services



Lynne Neagle, Deputy Minister for Mental Health and Wellbeing

## Overview and Strategic Context

The Health and Social Care Regional Integration Fund (the RIF) is a 5 year fund to deliver a programme of change from April 2022 to March 2027.

The RIF builds on the learning and progress made under the previous Integrated Care Fund (ICF) and Transformation Fund (TF) and will seek to create sustainable system change through the integration of health and social care services.

Key features and values of the Fund include;

- A strong focus on prevention and early intervention
- Developing and embedding national models of integrated care (also referred to as models of care in this document)
- Actively sharing learning across Wales through Communities of Practice
- Sustainable long term resourcing to embed and mainstream new models of care
- Creation of long term pooled fund arrangements
- Consistent investment in regional planning and partnership infrastructure

The RIF is a key lever to drive change and transformation across the health and social care system and in doing so will directly support implementation of several key pieces of policy and legislation. The following section is intended to describe the policy and legislative landscape in which it will be invested and Regional Partnership Boards (RPBs) must consider how they will deploy their collective resources (both from the RIF and other core resources) to deliver these important and interconnected agendas.

Our aim is that by the end of the five year programme we will have established and mainstreamed at least six new national models of integrated care so that citizens of Wales, where ever they live, can be assured of an effective and seamless service experience in relation to;

- Community based care – *prevention and community coordination*
- Community based care – *complex care closer to home*
- Promoting good emotional health and well-being
- Supporting families to stay together safely, and therapeutic support for care experienced children
- Home from hospital services
- Accommodation based solutions

Communities of Practice will be established to share learning and actively support the development and embedding of these integrated models of care.

## The Social Services and Well-being (Wales) Act 2014 (SSWBA)

The Social Services and Wellbeing (Wales) Act (SSWBA) has given the Welsh Ministers powers to work with Local Health Boards (LHBs) and Local Authorities (LAs) to take part in partnership arrangements to carry out health and social services functions. The Partnership Regulations also make provision, amongst other things, for the operation and management of the partnership arrangements (including data sharing), the establishment of Regional Partnership Boards (RPBs) and the establishment and maintenance of pooled funds.

RPBs facilitate the partnership arrangements made between a Local Health Board and one or more Local Authorities. The objectives of a RPB are set out in Regulation 10 of the Partnership Regulations and are to ensure that the partnership bodies work effectively and to ensure that the partnership bodies provide sufficient resources for the partnership arrangements.

In addition to health and social care partners RPB membership includes representatives from housing, education, the third sector, providers, citizens and carer reps to take forward the effective delivery of integrated services in Wales. Their purpose is to improve the outcomes and well-being of people with care and support needs, and carers who need support. RPBs work as a partnership to strategically plan, manage and develop effective care and support services required to best meet the needs of their respective populations.

Under the White Paper on Rebalancing Care and Support a programme of work has been established to further strengthen these partnership arrangements which will include strengthening connections across to other key partners including the Welsh Ambulance Service Trusts and Primary Care.

Part 9 of the SSWBA focuses on co-operation and partnership. It places a duty on relevant partners to co-operate with, and provide information to local authorities for the purpose of their social services functions. This includes joint assessments of the care and support needs of their population.

These Population Needs Assessments (PNAs) must identify; the extent to which needs are not met, the range and level of services (including preventative services) required; and, how such services will be delivered through the medium of Welsh. They are a key instrument in the integrated planning and delivery of health and care services for the region, and alongside the evidence gathered through their Market Stability Reports (MSRs), they will help RPBs shape their Joint Areas Plans. RPBs are expected to use the conclusions of their PNAs and MSRs to develop a cohesive investment proposal to support the models of care and outcome framework for the Regional Integration Fund (RIF).

## Well-being of Future Generations Act (WBFG Act)

The RIF will put into practice the ways of working that are set out in The Well-being of Future Generations (Wales) Act 2015 (WBFG). These are; **long term**,

**prevention, integration, collaboration and involvement** to help public bodies undertake better planning for the **well-being** of our population and future generations.

The WBFG Act also provided for the establishment of Public Service Boards (PSBs) to bring together a range of partners that plan for the well-being of their area. While RPBs focus on the joint planning and delivery of services to support the well-being of individuals with health and care needs, PSBs have a broader remit focusing on improving the economic, social and cultural and environmental well-being of an area on a 'whole population' scale. PSBs also operate on a more local footprint than RPBs, although over time some PSBs have combined to mirror their regional area.

With both PSBs and RPBs having a remit to promote the well-being of the population it is essential that they are aligned, sharing intelligence, planning priorities and resources where appropriate.

In the spirit of both the WBFG Act and the Social Services and Well-being (Wales) Act RPBs and partner organisations should continue to facilitate ongoing engagement and co-production in their strategic planning, services design and delivery and scrutiny arrangements.

## A Healthier Wales

A Healthier Wales (AHW) is Welsh Government's long term plan for Health and Social Care. It sets out a future vision of a whole system approach to health and social care, which is focussed on health and well-being and on preventing illness, with access to a wide range of seamless community based services. It recognises RPBs as key drivers of integration, able to pool resources and expertise to deliver seamless, preventive models of care at a local, regional and national level. The RPBs must drive this transformation, and through the RIF support the delivery of models of care to achieve the vision in A Healthier Wales.

The [Quadruple Aim of AHW](#) is the interlocking of four key themes to drive coproduction and achieve the goals as defined in the Well-being of Future Generations Act. The four themes are:

- Improved population health and well-being;
- Better quality and more accessible health and social care services;
- Higher value health and social care; and
- A motivated and sustainable health and social care workforce.

In order to ensure the Quadruple Aim can be practically delivered, there are ten 'design principles' to help align the many programmes required to deliver an integrated health and social care system in Wales. The ten design principles, and examples of application are:

- Prevention and early intervention
- Safety

- Independence
- Voice
- Personalised
- Seamless
- Higher value
- Evidence
- Scalable

These principles should form the basis of delivery for future models of care within the RIF.

## Programme for Government

The 2021 - 2025 Programme for Government outlines ten well-being objectives which all RIF funded activity should be mindful of and seek to contribute to. The 10 well-being objectives are:

- Provide effective, high quality and sustainable healthcare
- Continue our long-term programme of education reform, and ensure educational inequalities narrow and standards rise
- Protect, re-build and develop our services for vulnerable people
- Celebrate diversity and move to eliminate inequality in all of its forms
- Build an economy based on the principles of fair work, sustainability and the industries and services of the future
- Push towards a million Welsh speakers, and enable our tourism, sports and arts industries to thrive
- Build a stronger, greener economy as we make maximum progress towards decarbonisation
- Make our cities, towns and villages even better places in which to live and work
- Embed our response to the climate and nature emergency in everything we do
- Lead Wales in a national civic conversation about our constitutional future, and give our country the strongest possible presence on the world stage

The Regional Integration Fund will support several of these objectives and the models of care developed under the RIF should consider all of these objectives and how they can contribute to their delivery. For example models of care must actively support and promote the welsh language, minimise their carbon footprint and consider how delivery of services closer to peoples communities can also support regeneration of town centres.

The RIF will also directly and in some cases indirectly support delivery of a number of the current Programme for Government commitments including;

- Deliver better access to doctors, nurses, dentists and other health professionals
- Reform primary care, bringing together GP services with pharmacy, therapy, housing, social care, mental health, community and third sector.
- Prioritise investment in mental health
- Prioritise service redesign to improve prevention, tackle stigma and promote a 'no wrong door' approach to mental health support.

- Introduce an all-Wales framework to roll out social prescribing to tackle isolation
- Introduce an autism statutory code of practice on the delivery of autism services
- Support innovative housing development to meet care needs.
- Provide additional specialist support for children with complex needs who may be on the edge of care.
- Fund regional residential services to bring children with complex needs ensuring their needs are met as close to home as possible and in Wales wherever practicable.
- Legislate to deliver better integrated care and health, paying attention to the responses to our white paper on Rebalancing Care and Support
- Develop more than 50 local community hubs to co-locate front-line health and social care and other services

### Accelerated Cluster Development Programme

In planning and delivering the RIF and developing the national models of integrated care there will need to be increasing levels of alignment and engagement between RPBs and clusters which bring together all local services involved in health and care across a geographical area, typically serving a population between 25,000 and 100,000.

RPBs must ensure that there is clear alignment between their RIF investment plans and national models of care developed through the three National Health Programmes: Planned Care, Urgent and Emergency Care and Primary Care. In particular they should align with the Strategic Programme for Primary Care Accelerated Cluster Development Programme which will strengthen local collaboration in both the planning and delivery of services to meet the specific health and wellbeing needs of individuals and In turn, Pan- Cluster Planning Groups will need to consider how they can align with RPB plans and activity.

### The Integrated Care Fund (ICF) and Transformation Fund (TF)

To date the ICF and the TF have been the key mechanisms for driving integration via RPBs. They have resulted in the development and establishment of some key models of integrated care that are now essential parts of our health and social care system.

In order to further embed these models of care into core services, and give opportunity to create new ones, the new combined fund (the RIF) builds on the good progress already made and ensures that these models of care become fully embedded in our health and social care system.

The 2019 [Audit Wales review](#) of the Integrated Care Fund identified six key recommendations to improve the delivery of that fund during 2020-21.

- Timeliness of guidance and decision making to ensure the Welsh Government continues to review earlier issuing of guidance



- To consider the alignment of multiple short-term funds available for health, social care and housing, minimising duplication
- To further strengthen governance arrangements by reviewing project board arrangements
- To ensure that appropriate scrutiny arrangements are in place for decisions made by the RPBs on behalf of those [partner] bodies.
- To work with RPBs to agree key outcome measures, be clear about the purpose of information gathering and streamlining reporting requirements.
- To increase support for shared learning across the RPBs with a particular focus on managing funding and overcoming challenges to mainstreaming successful projects.

All of these recommendations were considered and actioned during the development of the RIF and the learning from the Audit Wales report and other evaluations have directly shaped the new RIF.

An evaluation of the ICF is due to be published in January 2022. It assess the impact of the ICF in creating system change to improve capacity to meet people's health and social care needs. Welsh Government officials have worked with the independent evaluators to ensure the learning from the evaluation has directly shaped this guidance. The evaluation report recommendations are likely to focus on:

- The need to maintain a form of ring-fenced funding for integration
- The need for funding to be underpinned by the principle of sustainable improvement and change
- To achieve the right balance between national prescription and local/regional discretion
- Using data to drive service and quality improvements
- Ensuring outcomes from funding lead to learning and the spread of good practice

The Welsh Government also commissioned an evaluation of the Transformation Fund in 2020, with an [annual update published in July 2021](#) highlighting the following recommendations:

1. TF projects need to refocus on citizen engagement activities, and to look to include this as part of their ongoing review and evaluation activities.
2. RPBs need to capture evidence and calculate the return on investment or financial savings achieved
3. Programmes need to prioritise their exit planning for funded projects and programmes.
4. RPBs should continue with implementing the streamlined and effective governance arrangements which have been introduced in response to Covid-19.






In addition to these four recommendations, the evaluation put forward longer term, strategic recommendations:

5. Recognition that transformation is a long-term progress, and consideration to seamless transition arrangements post 2022, with any future funding adopting the principle of tapered funding to reinforce importance of greater self-sustainability.
6. Amalgamation of health and social care funding streams, particularly TF and ICF, into a single longer-term strategic fund to drive transformation across the sector.
7. Implementation of a clear theory of change and evaluation framework from the outset, and clearly defined high level outcomes, underpinned by measures or indicators that can be monitored to track impact.
8. New funding should provide clear overarching priority themes, developed in collaboration with RPBs.

The nature of the RIF, with a five year lifespan, clear outcome framework and evaluation plans will deliver against these strategic recommendations and enable partners to deliver and demonstrate a long-term impact.

### Discharge to Recover then Assess (D2RA)

The Welsh [Discharge to Recover then Assess \(D2RA\)](#) model, which has been supported by the ICF and the TF, has developed into a key framework to enable integrated planning and delivery of community and hospital services across Wales. It was designed with stakeholders and RPBs to be adaptable, and as such it has been implemented by all RPBs across Wales. The pathways 0-4 set out in the model below range from community prevention activity through to integrated assessments and support to ensure people can return home as quickly and safely as possible.

Pathway 0	Pathway 1	Pathway 2	Pathway 4	Pathway 3
 <p>Discharge or admission avoidance through short-term third sector support</p>	 <p>Is this person fit to admit?</p>	 <p>Why not home? Why not today?</p>	 <p>Home first when your home is a care home</p>	 <p>Support to recover in a bedded intermediate care facility</p>
<p>Preventative services delivered in collaboration with third and voluntary sector organisations.</p> <p>Aim to avoid further referral and admission.</p>	<p>Multidisciplinary Team assessment within hospital 'front door' units to avoid full admission.</p> <p>Arrange treatment and supported recovery at home, whenever it is clinically safe to do so.</p>	<p>Initiated as soon as treatment, which can only be delivered within an acute hospital environment, is completed.</p> <p>Supports people to recover at home before being assessed for any ongoing need.</p>	<p>Similar to Pathway 2, but acknowledges specific considerations to be addressed in the existing care home environment.</p> <p>Individuals should be allowed a period of recovery, followed by assessment in their usual environment.</p>	<p>Should only be considered where the needs of the individual rule out recovery &amp; assessment at home.</p> <p>Review and transfer to Pathway 2 wherever, and as soon as, possible.</p>

Reference: [Delivering Home First \(gov.wales\)](https://gov.wales/delivering-home-first)

The D2RA framework has helped to shape the design of the RIF and its models of care which will support delivery and embedding of the five D2RA Pathways.

### Wider infrastructure to support integrated delivery

The RIF is underpinned by key principles to empower RPBs to develop innovative, integrated and transformative models of care. Key to this is being aware of wider infrastructure available within the health and social care system that RPBs can align to or directly benefit from in developing and delivering their integrated models of care. Key partnership alignment opportunities include:

**WCCIS** - The Welsh Community Care Information System (WCCIS) is a major and ambitious programme delivered by Digital Health and Care Wales (DH&CW) under shared NHS and Local Authority governance with funding provided by Welsh Government.

The WCCIS programme is a key element of the strategic ambition to provide safe, effective, local, integrated care across social services and community health by introducing a single system and a shared electronic record across Local Authorities and Health Boards in Wales. This is a significant shift from a position of multiple systems at different stages of development and the use of paper records.

Where RPBs are considering the digital enablers of new models of care, they should engage with both local WCCIS teams and the National Programme Team to understand how the WCCIS platform is able to effectively support the sharing of information and seamless experience for service users.

**RIIC Hubs** - The need to better co-ordinate research, innovation and improvement was a key action outlined by AHW, and to help deliver this, each region / NHS Trust across Wales was given a two-year grant to build joint health and care research, innovation and improvement capacity. Each Research, Innovation, Improvement and Communication (RIIC) Hub is expected to deliver:

- Better co-ordination and alignment of a cluttered landscape
- Evidence about integration, new way of working and quality led approaches to research, innovation and improvement (RII)
- Strengthened RII infrastructure
- Better quality and higher value RII

Each Hub is expected to do this through:

- Providing a comprehensive and current overview of all research, innovation and improvement activity across the RPB area
- Developing a coherent strategic analysis of this activity
- Ensuring that leaders, partners and stakeholders are informed and engaged
- Working with other regional hubs as a national network, with an emphasis on driving the adoption and spread of activity
- Working with national bodies such as the Life Sciences Hub, Health Technology Wales and Improvement Cymru.

RIIC Hub funding for 2022/23 has now been confirmed to enable the continuation of this activity.

**DPIF** – The Digital Priorities Investment Fund has contributed to the development of a range of innovative collaborative programmes/projects over the last few years in the digital transformation of the health service. Digital usage will increase in the future and become more significant within health and social care settings. RPBs should consider potential DPIF bids when developing new integrated models of care within the RIF.

## Capital Funding

While the RIF is a revenue fund, capital resources are also available and separate guidance for them is currently under development.

It is important however that investment of both revenue and capital funds can be planned for strategically and aligned where possible to ensure maximum impact.

Further capital guidance will follow but RPBs should be mindful of opportunities to align capital and revenue resources in the following priority areas;

- Development of community health and social care centres and hubs
- Development of accommodation that is able to meet the needs of those requiring care and support
- Rebalancing the residential care sector.

## Welsh Language and Equalities

For many people in Wales access to services through the medium of Welsh is critical. In developing models of care for the RIF, RPBs must ensure that they can support the Welsh Government's framework for Welsh language in health and social care 'Mwy na Geiriau', ensuring that the language needs of Welsh speakers are met, and understanding that language plays an important part in the quality of care. In particular partners should look to utilise the RIF to increase their capacity to provide an active offer of integrated health and care services available through the Welsh language.

Regions will also need to be mindful of their duties in relation to the protected characteristics as provided for under the Equality Act 2010 and the specific provisions in SSWBWA in respect of individuals' characteristics, culture and beliefs (including, for example, language). The Welsh Government's Race Equality Action Plan will be published in 2022 and will be circulated in due course.

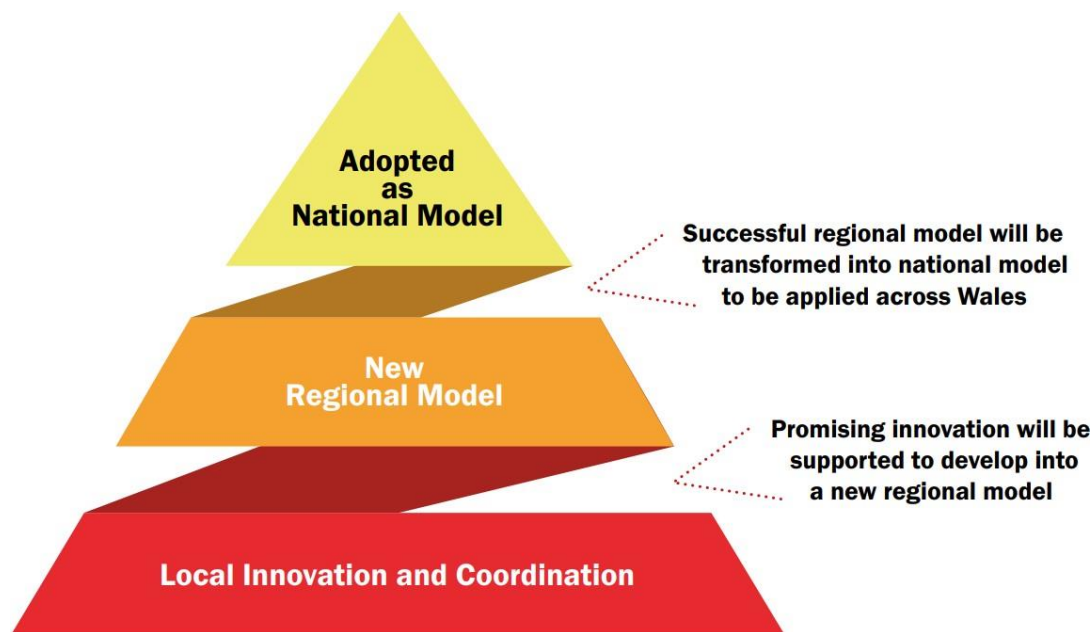
## National models of integrated care and priorities framework

### Aims and key principles of the fund

As stated in the introduction section, the RIF is a key lever to drive change and transformation across the health and social care system. Our aim is that by the end of the five year programme we will have established and mainstreamed at least six new national models of integrated care so that citizens of Wales, where ever they live, can be assured of an effective and seamless service experience.

As set out in A Healthier Wales, our vision of a whole system approach to health and social care will require a whole system effort. The previous Integrated Care Fund and Transformation Fund have supported the development of local and regional services and models of care. Our challenge now is to move those successful models towards national adoption and embedding.

The RIF is a significant and substantial investment, and funding must be targeted to new, seamless models of health and social care that will deliver significantly enhanced value, with the aim of speeding up their development and demonstrating their value. At the end of the five year programme we expect to see these national models of care embedded across Wales.



All activity funded by the RIF must directly support the development and delivery of the six national models of integrated care which are;

- Community based care – *prevention and community coordination*
- Community based care – *complex care closer to home*
- Promoting good emotional health and well-being
- Supporting families to stay together safely, and therapeutic support for care experienced children
- Home from hospital services
- Accommodation based solutions

(See blue boxes in fig.1 below).

Six Communities of Practice will be established to share learning and actively support the development and embedding of these integrated models of care.

Regional Partnership Boards will have some flexibility to determine which projects and services align to which model of care but essentially all RPBs will need to ensure that:

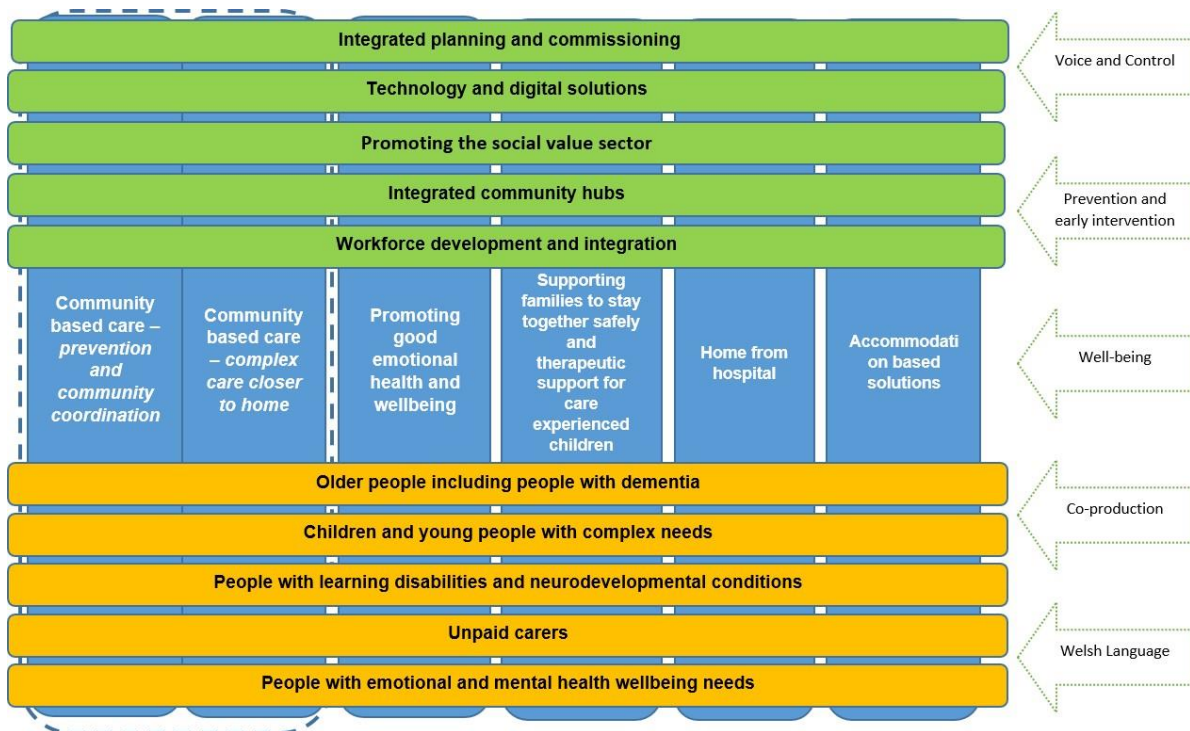
- They invest in the development and embedding of the six priority models of care (see the blue boxes in fig 1).
- That they are able to demonstrate that projects and services are evolving to meet the needs of the relevant population groups (see the yellow boxes in fig 1) within each of the models of care (noting some priority groups will be more relevant than others for each model of care).
- That they are maximising the use of key enablers (see the green boxes in fig 1) to ensure their models of care are innovative, integrated and transformative.



- Across all population groups every opportunity is seized to increase the 'active offer' of integrated services through the medium of Welsh. Partners are able to 'shift' core resources to invest as match funding to ensure sustainable long term delivery of new models of care.

While the RIF will provide opportunity to support the further creation of new models of care, it will also enable the RPBs to mainstream and embed effective models of delivery tried and tested under the ICF/TF and will also support the strategic alignment and integration of existing services.

*Fig. 1 – National models of care for the RIF*



These six models of care have been identified and prioritised for investment based on experiences and learning from the ICF and TF and through extensive engagement and co-design work with RPBs and key partners.

Following on from the investment made by the ICF and the TF these six models of care are in various degrees of development, with some now at the stage of being ready for mainstreaming with others still in early stages of development. The RIF will support the further progress and mainstreaming of these models of care by:

- Helping regions to share learning through Communities of Practice
- Designing 'blueprints' for these national models of care
- Measuring impacts against a nationally agreed outcomes framework and using data to shape and improve delivery



- Securing mainstream ‘match funds’ alongside a tapering of WG funds to ensure mainstreaming of these integrated models of care
- Leave a longer term ‘pooled fund’ legacy to continue sustainable delivery of these models of care

Delivery of the national models of integrated care must be underpinned by the four fundamental principles within the SSWBA:

**Voice and control** – putting the individual and their needs, at the centre of their care, and giving them a voice in, and control over reaching the outcomes that help them achieve well-being.

**Prevention and early intervention** – increasing preventative services within the community to minimise the escalation of critical need.

**Well-being** – supporting people to achieve their own well-being and measuring the success of care and support.

**Co-production** – encouraging individuals to become more involved in the design and delivery of services.

And in addition:

**Welsh Language** – ensuring that people are actively offered the opportunity to receive a service through the medium of Welsh and that the language needs of Welsh speakers are met, ensuring language plays an important part in the quality of care

The following sections provide greater detail on the priorities matrix in fig 1 covering:

- The National Models of Care
- Key Enablers
- Priority population groups

## National Models of Integrated Care



## Community based care – prevention and community coordination

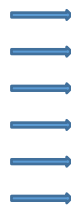
People should be supported to live their lives to the fullest. By focusing on prevention and early intervention we can enhance people's well-being and make the public services that people need more sustainable. Section 15 of the SSWBA places statutory duties on local authorities to provide and arrange the provision of services to prevent or delay the development of care and support needs. Local authorities and local health boards must, when exercising their functions have regard to the importance of achieving these purposes in their areas.

The RIF will support organisations to help build the resilience of people and communities, moderating demand for acute health and social care needs, and thereby ensuring when more complex needs arise they can be met. The RIF will enable the Welsh health and social care system to invest in preventative community services and supporting citizens. This model of care will directly support implementation of pathway 0 of the Discharge to Recover an Assess pathway (D2RA).

In particular the RIF will support the shift to model of relational care on the right hand side of the following chart. This model of care enables people to remain independent for as long as possible by maintaining and growing people's social networks and through growing the sometimes untapped sources of support in the community around them.

### Providing services

Fixing the problem  
Managing need  
Transactional culture  
Counting inputs  
Containing risk  
Closed



### Building wellbeing

Grown the good life  
Develop capability  
Above all 'relationships'  
Connect multiple resources  
Create possibility  
Open

*Based on: Hilary Cottam (2018) Radical Help.*

To achieve this it is vital that people are able to connect including through access the right information, advice and support they need, as quickly as possible and in the right place at the right time. Examples of support under this model of care can include:

- Models of care that help people connect with services and well-being opportunities in their community that help them stay well and help prevent the need for higher level health and social care services including admission to hospital. For example this could include:
  - social prescribing services,

- community level well-being and self-care opportunities,
- re-connecting people to their own social networks
- befriending,
- information and advice,
- community connector/navigator services.
- Community hubs that can support access to the above range of services from a single point in the community.
- Falls prevention services
- Rapid response services to prevent conveyance to hospital
- Community wrap- around services that prevent admission when someone has presented at the hospital 'front door'. (e.g. Emergency Department/ Medical Assessment Unit)

### Community based care – complex care closer to home

Similarly to the above model of care, the 'Complex care closer to home' model should support implementation of the D2RA Pathways, helping people to have their health and social care needs met as close to home as possible in a seamless and integrated way. This may include the following:

- Models of care that maximise recovery following a period of ill health or other life events, and reduce reliance on long term care, through reablement and community rehabilitation, to maximise independence, reduce admission and long term care dependence.
- Models of care that provide integrated coordinated care and support at home for individuals with more complex care and support needs for examples integrated Community Response Teams.
- Models of care that provide effect support multiple health conditions/frailty within the community.

### Promoting good emotional health and well-being (EH&WB)

Regional Partnership Boards should consider their population needs assessments and determine the level of EH&WB services that they invest in across all ages of their population. Flexibility is assumed so regions can identify new or integrated models of care to support this priority.

Complementing but not replacing Welsh Government investment in acute mental health services including the child and adolescent mental health service, the RIF aims to support models of care that may include:

- support individuals to take more responsibility for their own EH&WB
- allow organisations to support individuals or groups with EH&WB needs
- support communications and engagement around good EH&WB
- support the implementation of the NYTH/NEST framework for children and young people

## Supporting families to stay together safely, and therapeutic support for care experienced children

In keeping with the principle of prevention and early intervention the Regional Integration Fund should be utilised to work with families to help them stay together safely and prevent the need for children to become looked after. RPBs will be required to work within a shared strategic context which comprises of and works to achieve local authorities' children's services priorities. Models of care should be clearly integrated across partner organisations to provide a cooperative response for the families and children.

Successful examples may include:

- Models of care that work positively with families to help them stay safely together and prevent the need for children to enter care. This may include circumstances when children have complex health, behaviour or care needs.
- Models of care that provide an integrated health, care and educational response for care experienced children with more complex emotional and behavioural needs.

## Home from Hospital

Where possible care and support should be offered to help people stay well at home, and our national models of **Community based care** are designed to provide preventative care and where needed a rapid response to prevent the need for people to be conveyed to hospital. However, recognising that some people will always require acute assessment/ treatment in a hospital environment, it is vital that we create a national model of care that helps people be discharged to recover at home as quickly and safely as possible. This will also support the generation of capacity within health and care settings, ensuring that those who do need acute care can access it in a safe and timely manner.

In order to build on the services funded through the ICF and the TF, the Regional Integration Fund will enable RPBs to explore new models of care to support with Home from Hospital planning and delivery and implementation of the D2RA framework. This refers to care and support offered to patients to leave hospital for ongoing recovery then assessment with an aim of limiting unnecessary time in hospital settings, and improving outcomes.

This may include the following:

- Models of care that provide integrated responses and pathways to allow people to return home from hospital swiftly and safely and avoid readmission.
- Models of care that maximise recovery following a hospital admission, and reduce reliance on long term care, through reablement and community rehabilitation, to reduce admission and long term care dependence.

## Accommodation based solutions

Developing accommodation that can support people's independent living and meet their care and support needs in a domestic or residential environment is an important part of our health and care system. Linking with housing, registered social landlords, residential care providers and other key partners, including those who can support home adaptations will be vital to delivering this model of care.

RPBs should be considering capital opportunities alongside the RIF to ensure revenue and capital plans are aligned and that investment can be maximised.

Examples of services to be supported under this model of care may include:

- Developing independent living facilities with wrap around integrated care and support i.e. extra care/ supported living,
- Facilities for short term intermediate care and therapeutic support
- Accommodation solutions for children with high end complex needs behavioural and emotional needs to provide integrated care and support closer to home
- Home adaptations

## Enabling Tools



To effectively deliver the national models of care that will be developed by the RIF, RPBs must consider and make good use these key enabling tools (shown below). By maximising effective use of the identified key enablers, RPBs can ensure they strategically align resources and capabilities in order to create integrated systems and services that will support better outcomes for priority population groups. The following enablers should be considered and included in the design of each model of care.

### Integrated planning and commissioning

To successfully develop and then mainstream our national models of integrated care, effective whole system planning and/or commissioning across health, social care, housing and wider delivery partners will be critical.

In designing the models of care RPBs should follow the well know commissioning cycle ensuring they follow each of the four steps;

- **Analyse** – ensure there is a deep understanding of population/community need and of the resources and assets available to support those needs. Also benchmarking both within and outside Wales to support learning and understand what has worked elsewhere.
- **Plan** – ensure that where possible, evidence based approaches are adopted with fidelity to plan and design the best responses to meet needs. Use ‘end to end’ thinking when designing the model of care maximising opportunities for coproduction with service users and providers.
- **Do** – ensure a good range of delivery options are considered to secure the best way to deliver services. Deploy effective project management principles to ensure effective and timely delivery.
- **Review** – Using the Results Based Accountability methodology ensure that ongoing monitoring and review is undertaken to understand impact on people’s well-being and service transformation and inform service improvements.



RPBs will want to think about the best mechanism for securing and managing match funds and resources as they develop and deliver the national models of care. RPBs should consider the role pooled funds can play in helping to manage the collective commissioning of the models and the investment of the RIF alongside partners match funds. While this guidance does not prescribe pooled fund arrangements from the outset, the Welsh Government commitment to a legacy fund at year five will be based



on the principles of a pooled fund arrangement with the Welsh Government being a key contributing partner.

Further advice on developing pooled funds can be found in the [ADSS toolkit](#).

## Technology and digital solutions

Technology has an increasing role to play in helping people to self-care, stay well and live independently. This became increasingly evident during the Covid 19 pandemic which forced individuals, communities and service providers to think differently about how they supported people's individual well-being. RPBs should consider the role technology can play in developing and delivering the six national models of integrated care including:

- Self-care apps
- Digital reporting solutions
- Home technology and SMART homes
- Virtual information, advice and consultation

## Promoting the social value sector

Social value models of delivery have a key role to play in enabling locality/community-based, preventative care and support services. Social value approaches promote respect, collaboration and collective endeavour towards securing well-being outcomes for individuals and communities, and involves proactively working in a way that provides voice and control and that improves well-being for citizens.

Local Authorities and RPBs have a statutory duty to promote the Social Value Sector (as defined in the SSWBA). They are key partners in our health and social care system and this became ever more evident during the Covid 19 pandemic.

RPBs will be expected to invest a **minimum of 20%** of their RIF allocation in delivery through social value sector organisations. RPBs should be connecting closely with their social value forums to ensure the wider sector can be engaged in the planning, design and delivery of these models of care.

## Integrated community hubs

In designing the national models of integrated care it is important that RPBs consider how people can access the information, advice and care and support they need. For many, accessing support in their own home will be critical but for others, including carers, local hubs, centres or community spaces that offer a wider range of integrated support could be a good solution.

A separate capital programme is under development to support the physical development of integrated health and social care centres and community hubs and further guidance will follow. However, as with the accommodation based solutions



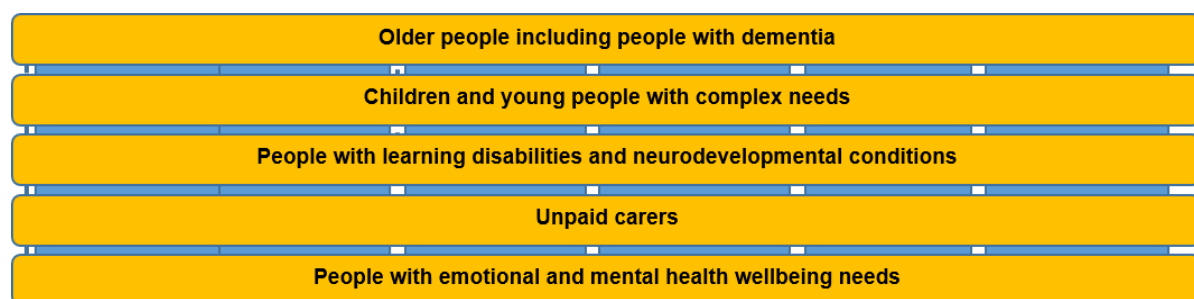
model above, RPBs should consider how their revenue and capital investment can be aligned to maximise resources and provide local integrated solutions for people and communities.

## Workforce development and integration

A resilient, skilled and integrated health and social care workforce is critical to the successful delivery of the national models of integrated care. RPBs need to actively develop and deliver plans that will support the creation of a skilled and integrated workforce that is adaptable, flexible and resilient.

They will need to create plans and conditions that will promote the necessary system, process, practice and cultural change needed to ensure we can provide truly seamless, integrated services for the people of Wales.

## Priority Population Groups



In designing each of the national models of integrated care, RPBs must consider how they will meet the specific needs of the above population groups. Some models of care will inevitably support some population groups more than others but most of the model should be developed to meet the needs of all of these population groups,

These population groups were identified as priority groups for integrated service under the SS&WBA. However the final population group, people with emotional and mental health well-being needs, has been added to the list based on our experiences of delivering the ICF and TF and the growing need in this area for an integrated response for care and support.

While these are our priority groups for ensuring we offer integrated care and support services it is recognised that there are other vulnerable population groups who may also benefit from these models of care. For example homeless people may benefit from support available through community hubs. These priority groups have not been listed in order to exclude others in need who may also benefit from these models of care but they are the primary beneficiaries for whom models of care should be designed and delivered.

Across all these population groups, every opportunity must be seized to increase the 'active offer' of integrated services through the medium of Welsh.

The following section of guidance provides further details on each priority population group.

### Older people including people with dementia

Older people with complex needs and long term conditions, including dementia, should be supported to maintain their independence and remain at home, avoiding unnecessary hospital admissions.

There should be a strong focus on preventative and home from hospital services to ensure people are discharged in a safe and a timely manner, protecting and upholding older people's rights and on preventing people from becoming lonely and socially isolated. Access to enablement and rehabilitation services are essential to maintaining skills and abilities and to avoid too early reliance on disabling models of care.

Activity could also support the realisation of our vision to create an age friendly Wales that upholds older people's rights and promotes intergenerational solidarity, as set out in [\*Age Friendly Wales: Our Strategy for an Ageing Society\*](#),

The Dementia Action Plan (DAP) for Wales 2018-2022 was published on 14 February 2018. Following the launch, RPBs were asked to develop services which addressed any gaps identified, in line with the dementia plan. Building on this, RPBs should consider how older people including people with dementia can be supported by the six new RIF models of care.

In recognition that the pandemic and the required response has had an impact on both people living with dementia and their carers a [\*companion document\*](#) to the DAP was published in September 2021 which outlines the current priorities for action.

Whilst the DAP is due to conclude in 2022, ongoing evaluation will be undertaken to inform the content of any future action plans and subsequent outcomes. Therefore, any programmes developed should be flexible to respond to any relevant changes.

### Children and young people with complex needs

Following changes made to the statutory guidance in relation to Part 9 of the Act the definition of children with complex needs now comprises:

- children with disabilities and/or illness
- children who are care experienced / looked after children
- children who in need of care and support
- children who are at risk of being looked after
- children with emotional and behavioural needs

Helping families receive seamless care and support that helps them achieve what is important to them and their child is an important aspect to build into the design of the models of care.

We recognise that children are children first, but they may also have additional needs which may mean they are also part of the other 'all age' population priority

groups, for example people with learning disabilities, people with emotional and mental health needs and young carers.

RPBs are expected to ensure that the national models of integrated care are designed to meet the specific needs of children and young people including those listed above. A £20m national minimum spend will be expected towards children at the edge of care/care experienced children.

Regions must utilise the NYTH/NEST Framework to develop comprehensive support for children and young people with emotional and mental health and well-being needs and the progress made in each region of Wales will be monitored closely.

The RIF should also supporting families with support related to neurodevelopmental assessment, treatment and rehabilitation services and supporting children and young people transitioning to adulthood.

## People with learning disabilities, neurodiverse and neurodevelopmental conditions

The fund should build on the principles and priorities of the Learning Disability Improving Lives programme (2018-21); the reduction of health inequalities, increasing community integration and improving planning and funding systems. Covid 19 has had a recognised impact on people with learning disabilities. The funding should support people with learning disabilities who were affected during the pandemic, with new, innovative and integrated services being commissioned to support this demographic in line with the Improving Lives programme objectives.

## Unpaid carers

The Social Services and Well-being (Wales) Act 2014, defines a carer as someone of any age, child or adult, who provides unpaid care to an adult or disabled child. The cared for person may be a family member or a friend who, due to illness, disability, a mental health problem or an addiction, cannot cope without their support.

Unpaid carers play a vital role in our health and social care system caring for some of our most vulnerable citizens helping them to stay well at home. However an unpaid carer's role can be demanding and exhausting and it is essential they are supported to have good health and well-being outcomes themselves.

While unpaid carers can benefit 'indirectly' from support given to those they care for, it is their right under the SS&WBA to have their own needs assessed and met. For that reason it is vital that the RIF is invested to ensure unpaid carers are able to received direct support that will meet their own needs in addition to any indirect benefits they may get from support given to those they care for.

Activity funded through the RIF should directly support unpaid carers and the delivery of the [Strategy for Unpaid Carers](#), published in March 2021. The strategy sets out four refreshed national priorities for unpaid carers:

1. Identifying and valuing unpaid carers
2. Providing information, advice and assistance
3. Supporting life alongside caring
4. Supporting unpaid carers in education and the workplace

**RPBs will be expected to invest a minimum of 5% of the RIF into direct support for unpaid carers in 2021/22. This does not replace the statutory requirements placed on the LAs to support carers, rather should focus on integrated delivery of services to meet the health and well-being needs of unpaid carers.**

**In addition to the direct support identified for unpaid carers, £1m of direct support to carers will be ring-fenced to specifically fund activity to improve involvement of unpaid carers in hospital discharge processes.**

### People with emotional health and mental well-being needs

Now more than ever, supporting people's emotional health and well-being is paramount to keeping society healthy and preventing the escalation of health and social care needs. With the impacts of the Covid-19 pandemic this is further realised with an increasing number of people of all ages, including children and young people, being identified as having emotional health and well-being support needs. The RIF should be used to develop community based models of care that will provide early intervention and prevent the escalation of poor emotional and mental health and well-being.

For children and young people the RIF should be used to support implementation of the NYTH/NEST framework which will provide a sound structure on which to plan models of care to promote good emotional and mental health and well-being.

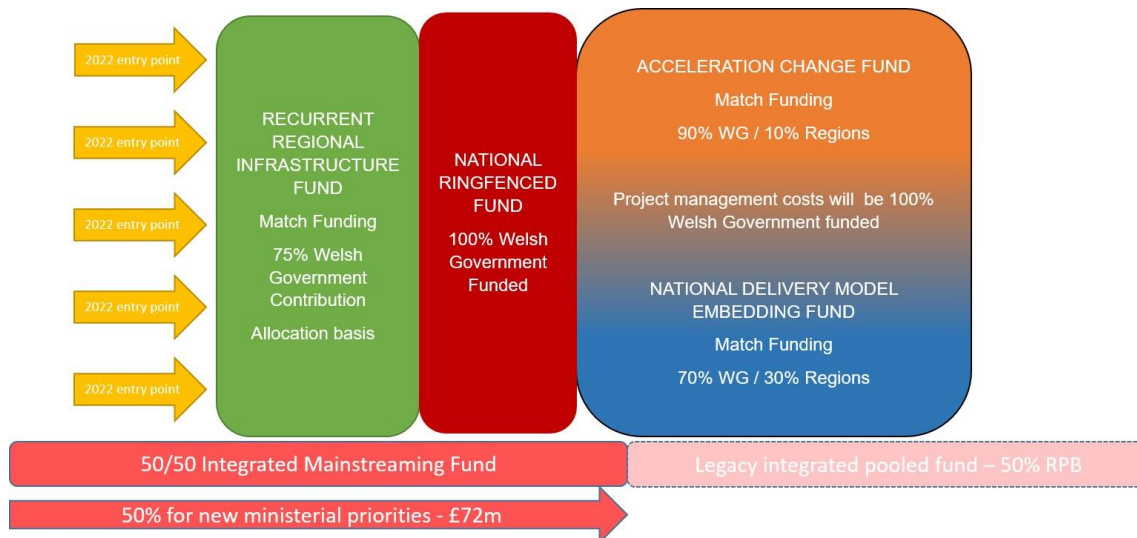
LHBs are already funded to deliver mental health services and so the RIF should not replace this but instead should be invested in integrated models of care that will compliment mental health services both by preventing poor mental health developing and by supporting people with lower level emotional needs in the community.

### Funding arrangements

The new fund aims to demonstrate from the outset a more balanced approach to investment in integration and transformation from partners. To ensure regions, including statutory partners and the third sector, can quickly respond to and deliver against priorities, funding allocations will be issued at the beginning of each financial year rather than being retrospectively claimed.

Critically, the RIF is a five-year funding programme. This clear statement removes any concern or perception that funding will be withdrawn at short notice.

*Fig 2 – Regional Integration Fund architecture*



The fund architecture (see fig 2 above) for the RIF has been co-designed with Regional Partnership Boards to further encourage the testing, embedding and mainstreaming of national integrated models of care. Partner match funding is expected from year one with 10% expected for accelerating change and 30% for embedding models.

Alongside long-term funding, this tapered support is a key feature of the new RIF. Its purpose is to ensure national models of care are embedded and mainstreamed into core service delivery by attracting support from the core budgets of statutory organisations. The Welsh Government's recent budget announcement for the next three years has provided for significant budgetary uplift to the statutory bodies.

LHBs will hold the RIF funding on behalf of the RPB but will not make decisions on behalf of the RPB. There must be a partnership approach to decision making across the region, and we expect all partners to work together in a cohesive and collaborative manner when planning financial investments in projects. RPBs must develop and agree a **memorandum of understanding** to clearly set out the governance and accountability arrangements for decision making and managing investment of the RIF.

The planning and investment of the RIF must be viewed within the wider context of the £9bn + Health and Social Care budget in Wales. The RIF can and should be a lever to align with and drawn in other funds, core or grant, to mainstream system change. While WG grants cannot be used as match funding for projects funded under the RIF they can and should be aligned to support growth and provide added value.

National allocations for 2022-23 are as follows:

RPB	WG Investment	National Ringfenced Fund					Regional Infrastructure Fund (75% up to £750,000)	NEW MODEL DEVELOPMENT 90% WG FUNDING	NATIONAL EMBEDDING FUND 70% WG FUNDING
		IAS	Dementia	Memory Assessment Services	Unpaid Carers Hospital Discharge Engagement	National priorities total			
Total	£144,657,000.00	£ 2,977,000	£ 8,999,000	£ 3,001,000	£ 1,000,000	£ 15,977,000	£ 5,250,000	£ 37,029,000.00	£ 86,401,000.00

## Funding Architecture and eligible investment

The RIF funding model has four distinct areas (see fig 2 above), each with its own eligibility and match funding expectations. This next section will provide further detail on eligibility for each.

### Regional Infrastructure Fund

It is essential that all RPBs have adequate resources and infrastructure arrangements to support delivery against the collective duties and expectations placed on them under the Part 9 duties of the SS&WBA. This section sets out a minimum investment expectation for core RPB infrastructure arrangements which must be match funded by statutory partners (LAs and LHBS have a statutory duty to ensure there are sufficient resources to support their regional working).

Under this guidance the RIF can fund up to £750,000 (at a maximum of 75% intervention rate) towards the costs of the RPB infrastructure with statutory partners needing to match this by investing £250,000 (at a minimum of 25% intervention rate.)

If a region does not require the full allocation of £750,000 the remainder will be put towards acceleration and national embedding projects.

**These infrastructure costs do not include programme management or delivery costs associated with the RIF or other funds. These programme costs should be drawn proportionately from the acceleration or embedding fund.**

As a minimum RPBs are expected to ensure their regional infrastructure arrangements include the following core resources and roles:

- Enabling the RPB to meet Part 9 duties - (RPB development and support, scrutiny and performance management, thematic programme development and oversight, Population Needs Assessments, Area Plans and Market Stability Reports)
- Integrated business intelligence and performance management



- Communications and Engagement (including dedicated support for carer, citizen, third sector and provider engagement in the work of the RPB)
- Pooled Budget development and oversight,
- Facilitating joint commissioning/ planning of services
- Promoting the social value sector and facilitating the social value forum
- Financial management ( non-programme related)
- Integrated Workforce Development in support of integrated care models

Some regions may identify that a much larger core team is required in order for it to run effectively. The purpose of this is to ensure that RPBs are as a minimum consistently resourced across Wales, and it builds on a previous allocation to Local Authorities which has become the Revenue Support Grant.

### National Ring-Fenced Fund

Under this section of the fund RPBs will be allocated 100% funding to deliver against national ministerial commitments with no match funding required. Allocations are based on the LHB formula and will not be subject to tapering. The allocations will be issued in year on receipt of, and subsequent approval of, investment proposals.

These are minimum levels of investment in these Ministerial priorities and so additional RIF funds can be added to further grow these models of care. However any additional funds transferred from other parts of the RIF to increase investment in this area would be subject to tapering and match funding as per the guidance.

Projects that fall within the scope of this section of the fund which are to be fully funded for the duration of the fund, include:

- Integrated Autism Service (IAS) - The IAS will be supported through the RIF with funding ring-fenced. Funding allocated for the IAS cannot be used for other purposes. Regions can transfer additional money to this allocation to invest more in the IAS, subject to the agreement of the Autistic Spectrum Disorder (ASD) National Lead and Welsh Government.
- Dementia projects and supporting the DAP and its companion document. Projects should also support the implementation of the Dementia Care Standards. Funding allocated for the DAP cannot be used for other purposes
- £1m direct funding to support carers, specifically allocated to fund activity to improve the involvement of unpaid carers in hospital discharge processes.

### Accelerating Change Fund

The acceleration revenue funding is to develop and test new models of care. It should be used for a new idea or a project that has not moved beyond initial concept phase, which needs further development and testing of proof of concept. This part of the fund is not intended for any models that have been developed and tested previously under the ICF, TF or any other funding stream. However, it is recognised that some projects may have started under previous funding streams and have not



yet concluded their testing phase. The Welsh Government will consider these scenarios as justification is provided within the investment proposal.

These projects can be piloted/tested at a local, sub-regional or regional level with ambition to be embedded on a wider scale.

As a guide no more than 30% of the RPBs overall allocation for the RIF should be allocated to models of care in this area. However flexibility can be discussed on a case by case basis with each region as required where there is a clear justification.

Projects funded under this part of the fund will receive a 90% intervention rate from Welsh Government with statutory partners being expected to match the remaining 10%.

Projects funded under this part of the fund can expect to receive a maximum of 2 years funding and clear governance must be in place to measure impact and provide assurance to the RPB. Following robust evaluation and clear evidence of impact and success, these models of care can be considered to move into the embedding change fund. Those that are not deemed successful or appropriate for onward investment from the RIF should be managed to safely exit the fund at this stage (de-commissioned, mainstreamed, funded from elsewhere).

**Proportionate programme management costs associated with projects funded through the Acceleration Fund can be 100% funded from this allocation.**

### National Delivery Model Embedding Fund

This section of the fund is for projects that have been tested and evaluated as having had good impact and are agreed by all partners as meeting regional needs and ready for embedding as key a service to support embedding the national models of care.

All projects moving into this fund will be expected to have a clear business case for sustainability with clear benefits and performance measures identified from the outset and evaluation arrangements in place to evidence impact. It is anticipated that several evaluated projects or services developed under the ICF and the TF will move directly into this fund from April 2022.

Projects under this fund can receive funding for up to 3 years before moving to be fully mainstreamed. Those projects that are not deemed successful or appropriate for mainstreaming should be managed to safely exit the fund (de-commissioned, mainstreamed, or funded from elsewhere). However it is expected that the ongoing evaluation and review processes and the advance planning for sustainability should ensure that most projects under this fund do move on to become mainstreamed. Following robust evaluation and clear evidence of impact and success, these models of care can be considered to move into the Integrated Mainstreaming Fund.

Projects funded under this section will be adopted across the whole region or beyond. (Sub regional embedding may occur in exceptional circumstances to respond to local need)

As a guide 70% of the RPBs overall allocation for the RIF should be allocated to models of care in this area. However flexibility can be discussed on a case by case basis with each region as required where there is a clear justification.

Projects funded under this part of the fund will receive a 70% intervention rate from Welsh Government with statutory partners being expected to match the remaining 30%.

**Proportionate programme management costs associated with projects funded through the Embedding Fund can be 100% funded from this allocation.**

### 50/50 Integrated Mainstreaming Fund

After a project has concluded its three years funding under the embedding fund it should now be ready to be mainstreamed. However projects can be fast tracked and enter this stage within any year of the fund if partners agree that the circumstances are right to support mainstreaming at an earlier stage.

Under this fund projects should now be well established models of care that have been adopted across the whole region or wider.

Partners must agree and commit resources to ensure that the project or model of care will be sustained long term.

This fund will take the shape of a recurrent pooled fund with partners contributing 50% and Welsh Government contributing the remaining 50%.

If partners are still using non-monetary match resources at this stage they must be separately ring-fenced and accounted for to support sustainable delivery and ensure regional tapering has been realised.

### Match resources

Match resources are a key principle of the Regional Integration Fund (RIF) and are intended to assist with leveraging sustainable change across our health and social care system. Taking learning from previous change funds, in most cases change activity has been invested in as an additional layer 'on top of' the current system rather than as a replacement for less effective systems and services.

In order to make sustainable change and embed new integrated systems and services, core resources should support this. It may mean in some cases stopping one way of working in order to replace it with a new way of working.

Whilst it is recognised that resources are constrained, the recent Welsh Government budget has provided a significant uplift to health and social care organisations. Match resourcing is therefore being established as a key aspect of the RIF. Some

flexibility will however be offered across the lifetime of the programme (see further details below).

Match resources can be made up of two key elements, monetary and wider resources. Monetary match funding consists of direct financial contributions from core funds or other non-Welsh Government grant sources. The wider resource contribution consists of staff time, volunteer time, and use of premises and / or facilities.

The match resources that are brought alongside this programme will be aligned with and directly support the delivery of these national models of integrated care. To ensure we collectively achieve our end goal of delivering change and embedding new ways of working, match funding must be obtained proportionately from all statutory partners.

The match resources will be sustainable investment from core funds or wider resources that can be used to replace the Welsh Government funding as it tapers over the course of the programme, i.e. 10% in years one or two of a new programme or model of care, and 30% in years three to five of a test model ready for embedding. RPBs need to provide clear plans to identify the commitment to the funding model through the course of the programme to realise the sustainability element.

The RIF's key principle is for all partners to commit to growing their replacement match to 50%, with the aim being a 50/50 intervention rate from Welsh Government and RPBs by the end of the five year fund. Subject to the views of the new government at that point, this approach will allow for a pooled fund to be created at that point to support the sustainability of these services.

This must be a collective commitment and endeavour. All partners will be encouraged to find match resources to help grow and embed integrated models of delivery across the system. There will be variation in relation the extent and purpose of the match resources across different sectors:

### Local Authorities and LHBs

The tapering element of the RIF will only be applied to projects run by LHBs and LAs. These partners should contribute replacement match as their RIF Welsh Government funds taper off. For third sector led projects, statutory partners should work in collaboration with those providers to develop longer term sustainability and mainstreaming plans as described in the section below. This could include the allocation of match funds from statutory partners.

Where there is a case for an existing model of care to be further integrated and scaled up through the RIF, RPBs can identify opportunities to align resources from partners if this will assist with the longer term embedding of a new system or service. If existing resources and services are drawn in as match, RPBs must be satisfied that a clear exit strategy has been identified and the service can be sustained as Welsh Government investment tapers.

### Third sector and other providers

In recognition of the different funding position of the third sector and a potential for limited access to core funding, the expectation of match resources and tapering will not be applied in the same way. Partners and providers from this sector should be encouraged to make other contributions, for example volunteer time, contribution of community facilities and access to charitable funds and grants.

However statutory partners should also be mindful of the potential sustainability risk for third sector provided services at year 5 if core funds have not been brought in to match fund and create a longer term more sustainable position. If RPBs feel these services are vital to their models of care they should seek to identify match funds from their own resources to support mainstreaming of these services.

The contributions that can be made by the third sector and community organisations will greatly assist with building community capability and growth and assisting third sector and provider organisations with their equal status as partners in the RPB. However this form of contribution should not be a pre-requisite of them being able to access funds

**RPBs will be expected to invest a minimum of 20% of the RIF into social value in 2022/23.**

### Examples of match funding and resources

The table below aims to provide some examples of monetary and resource match. The table should be used as a guide and does not encompass all aspects of match given the variation and complexities of each region.

### Type of Match funding and description

#### Monetary

- Statutory partner core finances
- 3<sup>rd</sup> Sector grants
- Income generation

#### Staff time

- People's time as a direct contribution to programme management and delivery
- Research and/or professional activity for example expertise in procurement, finance, digital, analytics etc

#### Volunteer time

- Evidenced volunteered time (non- cash)

## Facilities and Building

- Buildings and facilities that support the front line delivery of services and projects to the public, for example treatment/ care and support space, social and well-being space and co-location of services and delivery staff.
- Equipment and materials

## Ineligible match resources

- Other sources of Welsh Government grants (Welsh Government grants can be aligned to support programme delivery, but cannot be counted as match funding or resources)
- RPB members' time to attend meetings

## What happens if RPBs don't find match resources?

Investment plans will be submitted by RPBs, reviewed by Welsh Government and returned with feedback. Monitoring reports will be reviewed and meetings will be held between Welsh Government and RPBs to discuss progress against the outcome framework and match resources. The Welsh Government will be introducing account management roles to work alongside and support RPBs for the duration of the RIF.

If there is inadequate or insufficient commitment to the long term goal of investing match funding to support the embedding of new systems and services, officials will work closely with RPBs to develop an improvement plan. If however this does not produce satisfactory commitment and investment the case will be escalated further and could ultimately result in the suspension or withdrawal of Welsh Government funds until the matter is resolved.

## Governance

Notwithstanding the programme of work underway to strengthen regional integration, all RIF funding decisions must be determined collaboratively by the Regional Partnership Board. RPBs are expected to put in place a memorandum of understanding that sets out the agreed governance, accountability and decision making processes including appropriate arrangements to enable scrutiny of investment decisions by relevant sovereign bodies.

Regional Partnership Boards must put in place mechanisms to ensure effective management of funding allocated, including to third sector partners and other alternative delivery models, to ensure that schemes successfully achieve identified outcomes on time and on budget, including assurances of match funding and resources where necessary.

The Welsh Government has a duty to protect public funds, ensuring they are handled with probity and in the public interest. It is important that people in Wales are able to have confidence in the Welsh Government and the organisations it funds. Welsh Government officials require assurance that reasonable and adequate governance and counter fraud procedures exist in the organisations funded by the Welsh Government.

Regions will be asked to identify the personnel responsible for financial management of the RIF and to declare a full understanding of duties and responsibilities to carry out governance roles, and properly scrutinise the work of those who are responsible for financial management in relation to the RIF

## GDPR

In delivering the RIF, regions may process personal data on behalf of the Welsh Government. The Welsh Government will be the Data Controller and regions will be provided with further requirements of the GDPR within the award of funding letter.

## Monitoring and Audit

### Strategic Plan and investment proposals

Using co-produced documents, RPBs will need to complete a Strategic Plan accompanied by Revenue Investment Proposals for the RIF, setting out the programme and services/projects to be funded from 2022 onwards. Guidance for the completion of the strategic plan and RIF investment proposal will follow in supplementary guidance following co-production with the RPBs.

**For the financial year 2022/23, investment proposals must be submitted no later than 4<sup>th</sup> March 2022 with final RPB sign off being provided no later than 31<sup>st</sup> March 2022.**

In respect to national priority funding linked to the Dementia Action Plan a formal submission of the investment plan for 2022-23 will be required, alongside the submission of any new project proposals. As in previous years, new projects from the Dementia Action Plan funding will be subject to formal approval. Welsh Government will require up to 15 working days to consider investment plans and provide feedback. RPBs are encouraged to submit investment plans as early as possible. It should be noted that release of the Dementia Action Plan funding for 2022-23 is subject to the receipt of appropriate activity and outcome monitoring for projects that have received previous approval.

The National Autism Team oversee the monitoring and managing of the Integrated Autism Service. RPBs should continue to send updates, monitoring data forms and changes to the National Autism Team alongside their RIF returns to Welsh Government.

RPBs will be expected to invest a minimum of 5% of the RIF into direct support for unpaid carers in 2021/22. This does not replace the statutory requirements placed on the LAs to support carers, rather should focus on integrated delivery of services to meet the health and well-being needs of unpaid carers.

In addition to the direct support identified for unpaid carers, £1m of direct support to carers will be ring-fenced to fund activity to improve involvement of unpaid carers in hospital discharge processes.

## Monitoring and reporting schedule

To ensure that data collected is consistent across all regions, a co-produced status report will be used to collate a set of agreed data each quarter, provided cumulatively and maintaining the integrity of the reporting and support a successful audit and evaluation process.

Welsh Government will meet with RPBs on a quarterly basis to undertake progress meetings, covering finances, key activities, progress and risks. This will also be an opportunity for RPBs to discuss any concerns that have arisen.

For the financial year 2022/23, the timetable of reporting is as follows:

- Quarter 1 report (finance and project status) must be provided no later than the end of July 2022, with the reporting period being April – June inclusive
- Quarter 2 report (finance and impact reporting) must be provided no later than the end of October 2022 with the reporting period being April – September inclusive
- Quarter 3 report (finance and project status) must be provided no later than the end of January 2023 with the reporting period being April – December inclusive
- Quarter 4 report (finance and impact reporting) must be provided no later than the end of April 2023 with the reporting period being April – March inclusive

A formal reporting schedule will be implemented including:

### *Financial Reporting*

RPBs must provide finance reports on a quarterly basis consisting of forecasts, spend to date against budget and an overall delivery status for the projects using a BRAG tool. Risk analysis will be required at each quarter (Q1, Q2, Q3 and Q4).

### *Impact Reporting*

RPBs must provide 6 monthly reports to demonstrate the progress made to date, highlight any issues or risks to the programme, outcomes and learning from the projects in line with the agreed outcome framework and in line with the evaluation framework. A Results Based Accountability methodology will be used to gather evidence of impact. Risk analysis will be required at both milestones (Q2 and Q4).

## Monitoring and reporting process including channels

Monitoring reports and tools will be co-designed with RPBs in preparation for the start of the fund in April 2022. Further information, reports, templates and tools will be included in supplementary guidance, developed in co-production with RPBs.



## Audit

Periodic audits will be carried out over the lifetime of the RIF. The aim of the audits is to assess the perceived and/or potential impact of the RIF in long term prevention, integration, collaboration and involvement to help public bodies undertake better planning for the well-being of our population and future generations.

It is therefore vital that regions:

- Maintain complete, accurate and valid accounting records identifying all income and expenditure in relation to the Purposes outlined in the funding letter.
- Maintain a complete and accurate record of all match resources that have been invested from partners to support delivery of the models of care with clear audit trails to evidence sources of match funding.
- Submit complete, accurate and valid monitoring reports providing a summary of progress, overall progress against outcomes delivered and Active Management Conditions (AMCS), risks and issues, change requests and evaluation.
- Permit any officer or officers of the Welsh Government or Audit Wales any reasonable time and on reasonable notice (in exceptional circumstances, such as the prevention or detection of fraud, it may not be practicable to provide notice) being given to regions to visit premises and/or to inspect any of activities and/or to examine and take copies of books of account and such other documents or records howsoever stored as in such officer's reasonable view may relate in any way to the use of the Funding. This undertaking is without prejudice and subject to any other statutory rights and powers exercisable by the Welsh Government, Audit Wales or any officer, servant or agent of any of the above.
- Retain the funding letter and all original documents relating to the Funding until Welsh Government inform regions in writing that it is safe to destroy them.

## Outcomes and Evaluation

### Outcomes Framework

Learning from the ICF and TF, the RIF required a clear outcomes framework that clearly identifies key outcomes and measures. We will continue to work with RPBs and delivery partners to shape our outcomes framework, which will have continual review through our Communities of Practice. Outcomes Framework guidance will set out the intended outcomes of the RIF in context of the national models of integrated care and show how they relate to the key enablers. We will establish a

recommended set of indicators and measures for the Fund. Our High Level Summary Table (See Annexe 2: Summary Table: Outcomes for the Regional Investment Fund) provides a summary of the overarching outcomes for the fund, and also links to the National Outcomes Framework, which is currently in development. The outcomes have been developed, in consideration of the SSWBA and A Healthier Wales.

### National models of integrated care meet the needs of the population groups and relate to the key enablers

The Summary Table identifies intermediate outcomes that are person-centred. Each of the national models of integrated care have two specific person-centred intended outcomes, and the table provides examples of what is expected from the national models of integrated care, through utilisation of the key enablers.

Results Based Accountability (RBA) will be the established methodology used to understand and report the role that the national models of integrated care have played in supporting people (i.e. whether they have worked, what has been changed, and what has been learned). This reporting methodology will also capture people's experiences of the national models of integrated care, to show what worked, for whom, and in which contexts/circumstances. This will provide a richer understanding of the impact and benefits of an outcome in improving people's well-being needs.

It is expected that there will be consistency in the use of valid tools (measures) for the funded national models of integrated care and support services. This will include tools that indicate/measure distance travelled by individuals as a result of the support they have received. Regions are encouraged to use tools that will be set out in the Outcomes Framework guidance such as Most Significant Change where the stories of people's experiences are captured and assimilated, Outcome Stars, and measures such as the Warwick Edinburgh Mental Well-being Scale (WEMWBS) and the EQ-5D, for example. However, regions may also continue use tools already being used successfully.

### Evaluation

Welsh Government will commission an evaluation partner at a National level who will work alongside projects, RPBs and Welsh Government officials to provide ongoing review and phased evaluation of the impacts of the Regional Integration Fund. The national evaluation will require RPBs and projects to provide information and evidence to support its activity. The evaluation will also help to identify the key success factors in developing and embedding the national models of integrated care leading to a national blueprint for each model by the end of year 5.

### Communities of Practice

Communities of Practice will play an essential role in sharing learning and supporting projects and RPBs with the development of the national models of integrated care.

It is intended that each of the national integrated models of care will have its own community of practice:

- Community based care – *prevention and community coordination*
- Community based care – *complex care closer to home*
- Promoting good emotional health and well-being
- Supporting families to stay together safely, and therapeutic support for care experienced children
- Home from hospital services
- Accommodation based solutions

Additional cross cutting Communities of Practice (CoP) will also be established, for example a community of practice to explore the role of technology enabled care.

These CoPs will meet, beginning in January 2022. The CoPs will be the vehicle to share examples of good practice, compare learning and experiences, shape the topics and create and test out resources and materials that can be shared widely across Wales. The workshops will be led by a commissioned facilitator who will manage the networking arrangements supported by a Welsh Government team.

### Branding and communications

To enable stakeholders and citizens to understand how the RIF is making a difference, Regional Partnership Boards will be asked to share their communication plans for the RIF in context to wider regional planning. The plan should communicate how the RIF funding is being utilised; identify a range of communication channels you will use to promote the ICF and showcase successful projects; how funding can be accessed and how stakeholders can contribute to the process.

RPBs must acknowledge Welsh Government support on all publicity, press releases and marketing material produced in relation to the funding and associated projects. Such acknowledgement must comply with the approved Welsh Government's [branding guidelines](#).

Welsh Government will publish an annual report to showcase the activity undertaken by regions and the impacts the RIF has had. RPBs will be required to provide additional detailed information to include in the annual report.

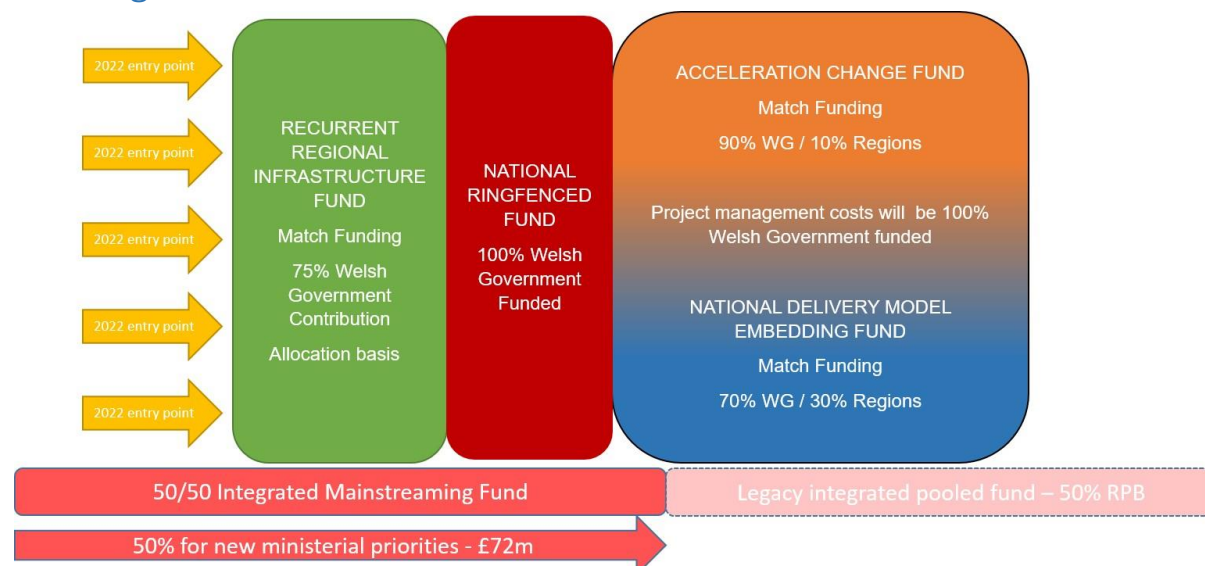
A toolkit to support RPBs with communications will be provided to maintain a level of national consistency with the visual identity of the RIF. The toolkit will include key lines to take about the RIF for RPBs to share with stakeholders, information on typography and colour scheme alongside templates for case studies and other documentation.

The toolkit will be made available from April 2022 to support RPBs. This will expand on the previous Transformation Fund Toolkit, and may be used in harmony with RPB identities and existing branding guidance on a regional level.

## Supporting docs and Annexes

### Annex 1

#### Funding architecture and allocations



RPB	WG Investment	National Ringfenced Fund					Regional Infrastructure Fund (75% up to £750,000)	NEW MODEL DEVELOPMENT 90% WG FUNDING	NATIONAL EMBEDDING FUND 70% WG FUNDING
		IAS	Dementia	Memory Assessment Services	Unpaid Carers Hospital Discharge Engagement	National priorities total			
Cardiff & Vale	£ 19,159,940.00	£ 367,000	£ 1,101,000	£ 399,000	£ 144,000	£ 2,011,000	£ 750,000	£ 4,919,682.00	£ 11,479,258.00
Cwm Taf	£ 22,008,720.00	£ 367,000	£ 1,242,000	£ 461,000	£ 161,000	£ 2,231,000	£ 750,000	£ 5,708,316.00	£ 13,319,404.00
Gwent	£ 26,858,840.00	£ 458,000	£ 1,611,000	£ 565,000	£ 191,000	£ 2,825,000	£ 750,000	£ 6,985,152.00	£ 16,298,688.00
North Wales	£ 32,486,680.00	£ 652,000	£ 2,153,000	£ 678,000	£ 213,000	£ 3,696,000	£ 750,000	£ 8,412,204.00	£ 19,628,476.00
Powys	£ 6,986,920.00	£ 337,000	£ 468,000	£ 133,000	£ 41,000	£ 979,000	£ 750,000	£ 1,577,376.00	£ 3,680,544.00
West Glamorgan	£ 18,480,860.00	£ 398,000	£ 1,175,000	£ 381,000	£ 129,000	£ 2,083,000	£ 750,000	£ 4,694,358.00	£ 10,953,502.00
West Wales	£ 18,675,040.00	£ 398,000	£ 1,249,000	£ 384,000	£ 121,000	£ 2,152,000	£ 750,000	£ 4,731,912.00	£ 11,041,128.00
<b>Total</b>	<b>£144,657,000.00</b>	<b>£ 2,977,000</b>	<b>£ 8,999,000</b>	<b>£ 3,001,000</b>	<b>£ 1,000,000</b>	<b>£ 15,977,000</b>	<b>£ 5,250,000</b>	<b>£ 37,029,000.00</b>	<b>£ 86,401,000.00</b>

## Annex 2

### Outcomes Framework

#### **Health and Social Care Regional Integration Fund**

#### **NATIONAL OUTCOMES FRAMEWORK (15 indicators)**

#### **Outcome: All people in Wales enjoy good health and well-being**

#### REGIONAL INTEGRATION FUND OUTCOMES FRAMEWORK - HIGH LEVEL SUMMARY

Overarching outcome for the Models of Care:

Models of Care meet the needs of the population groups and relate to the key enablers



Wider system outcomes and principles

#### Outcomes:

- People are healthier and happier
- Health and care service are better and easier to access
- Health and care services are innovative and uses the latest technology
- Staff in health and care are looked after and motivated

#### Principles:

- Principles of co-production are embedded in the design, delivery and evaluation of Models of Care
- Models of Care are preventative and provide early intervention solutions
- Care pathways are clear, equitable and accessible across the population groups
- Models of Care demonstrate the impact and benefits that they bring



Overall person-centred outcomes

- People feel more able to make their own decisions about what is important to and for them
- People have more voice in and control over their care and support needs
- People have greater awareness of what care and support services are available and local to them
- People have improved access to care and support at home or close to home



## Community based care: prevention and community co-ordination

Person-centred intended outcomes (per Model of Care):

- People's well-being needs are improved through accessing co-ordinated community-based solutions
- Local prevention and early intervention solutions support people to avoid escalation and crisis interventions

Examples of what is expected from each Model of Care (utilising the key enablers):

- Models provide an appropriate range of opportunities to ensure they connect with their target population groups
- Models utilise the social capital in communities and draw upon social value organisations locally
- Models provide a choice of activities to support well-being both digitally and face-to-face through a '*single door*' (e.g. integrated community hubs)

## Community based care: complex care close to home

Person-centred intended outcomes (per Model of Care):

- People are more involved in deciding where they live while receiving care and support,
- Complex care and support packages are better at meeting the needs of people and delivered at home or close to home.

Examples of what is expected from each Model of Care (utilising the key enablers):

- Models are designed through integrated planning to develop a flexible range of options to meet the people's needs,
- Use of technology enabled support is maximised within models of care at home or close to home to promote independence,
- Move towards not-for-profit provision.

## Promoting good emotional health and well-being

Person-centred intended outcomes (per Model of Care):

- People are better supported to take control over their own lives and well-being,
- People have improved skills, knowledge and confidence to be independent in recognising their own well-being needs.

Examples of what is expected from each Model of Care (utilising the key enablers):

- Models communicate with and engage with individuals and communities to enable access to a range of support
- Models work with people to help them become independent and self-sustaining

## Supporting families to stay together and therapeutic support for care experienced children

Person-centred intended outcomes (per Model of Care):

- Families get better support to help them stay together
- Therapeutic support improves and enhances the well-being of care experienced children

Examples of what is expected from each Model of Care (utilising the key enablers):

- Models are integrated across health, social care, education and the third sector
- Models provide a cohesive, coordinated and co-operative approach using the NEST<sup>2</sup> framework to deliver therapeutic support

### Home from hospital

Person-centred intended outcomes (per Model of Care):

- People go home from hospital in a more timely manner with the necessary support in place at discharge
- People have a better understanding of the discharge process and are more involved in pre and post discharge planning.

Examples of what is expected from each Model of Care (utilising the key enablers):

- Models are integrated with key stakeholders and delivery partners utilising local community assets and co-ordination to support '*Home First*'
- Discharge process and the D2RA pathways take into account pre-admission planning where appropriate

### Accommodation based solutions

Person-centred intended outcomes (per Model of Care):

- People are more involved in the design of accommodation to meet their needs
- People have more choice about where they live and with whom

Examples of what is expected from each Model of Care (utilising the key enablers):

- Models provide safe accommodation across the key population groups with integrated care and support systems in place
- Models of accommodation based solutions are person-centred and offer a '*support for a good life*' approach<sup>3</sup>

---

<sup>2</sup> NEST framework: <https://collaborative.nhs.wales/networks/wales-mental-health-network/together-for-children-and-young-people-2/the-nest-framework/>

<sup>3</sup> WLGA (2019) Guidance : Commissioning accommodation and support for a good life for people with a learning disability: Developing improved and progressive practice





# Cluster Profile for Taf/Tywi


*Prepared by: Dawn Esther-Davies, Hywel Dda Public Health Team*

# INTRODUCTION:

- This document provides an overview of data compiled from a number of sources, including, the Office for National Statistics (Census Data), Primary Care Data Portal and the Welsh Index of Multiple Deprivation.
- This information is intended to provide an overview of some of the key issues, at the smallest geographical level available, that have the biggest impact on health for the cluster.
- These data will be reviewed on a regular basis to ensure updates are included.
- These data should be used in conjunction with the Regional Partnership Boards Population Needs Assessment (see attached summary document) as this provides information on key issues and gaps for key priority groups in Hywel Dda
- PHASE 2 – MAPPING PROGRAMMES & ASSETS in each area?



Microsoft Edge  
PDF Document



## PRIORITIES TO IMPROVE POPULATION HEALTH

### 1. PRIORITISE LONG-TERM CONDITIONS THAT HAVE A SIGNIFICANT IMPACT ON POPULATION HEALTH:

- Coronary Heart Disease
- Heart Failure
- Stroke
- Diabetes
- COPD
- Asthma
- Dementia
- Mental Health

### 2. ADDRESS BEHAVIOURAL RISK FACTORS:

- Smoking
- Unhealthy Diet
- Physical Inactivity
- Alcohol & Drug Misuse

### 3. PROMOTE ONGOING CASE FINDING & MONITORING OF CLINICAL RISK FACTORS:

- Hypertension
- Obesity in Children
- Obesity in Adults
- Raised fasting glucose & cholesterol

### 4. CONTINUE TO PROMOTE UPTAKE OF SCREENING PROGRAMMES TO IDENTIFY CANCER AT AN EARLY STAGE:

- All Screening Programmes (AAA, Bowel, Breast, Cervical) targeting high risk groups to address health inequalities and vulnerable populations.

### 5. CONTINUE TO PROMOTE INFECTIOUS DISEASE PREVENTION:

- Influenza vaccination uptake
- Childhood Vaccination uptake
- COVID-19
- Other communicable diseases (e.g. TB, Hep C)

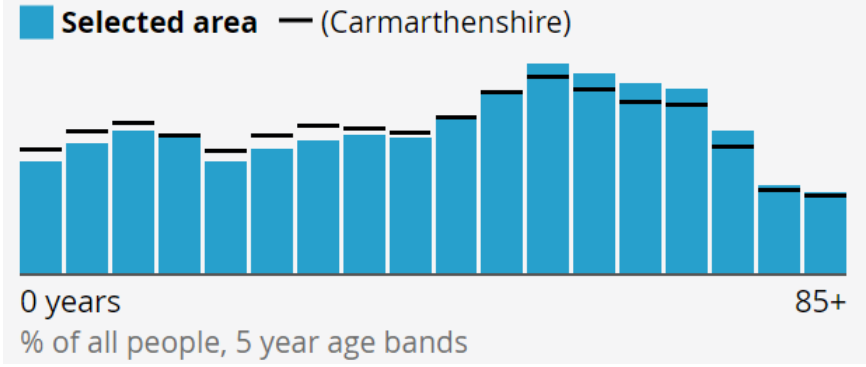
### 6. SOCIO-ECONOMIC & DEMOGRAPHIC RISK FACTORS ARE PART OF THE WIDER DETERMINANTS OF HEALTH AND SHOULD BE CONSIDERED WHEN TARGETING SERVICES/ INTERVENTIONS:

- Consider income Deprivation and the impact of:
  - Cost of Living
  - Food insecurity
- Housing quality & instability has an impact on physical and mental wellbeing
- Ageing Population (especially those that are frail, at a high risk of falls and People with Dementia)
- Focus on population groups that are at risk of poor health outcomes including people with Learning Disabilities, Autism and Mental Ill Health.
- Neighbourhood & the Built Environment
- Education
- Multiple Deprivation and especially those communities in the most deprived 20% of WIMD



<b>Population</b> <b>62,100</b> <small>187,900 people in Carmarthenshire Rounded to the nearest 100 people</small>	<b>Number of Households</b> <b>26,900</b> <small>81,800 people in Carmarthenshire Rounded to the nearest 100 people</small>	<b>Households not in Deprivation</b> <b>48.6%</b> (45.3%)	<b>People in poor or very poor general health</b> <b>6.5%</b> (7.5%)
<b>Employed</b> <b>54.1%</b> (52.7%)	<b>Unemployed</b> <b>2.1%</b> (2.5%)	<b>Economically Inactive</b> <b>43.8%</b> (44.8%)	<b>People providing unpaid care</b> <b>10.5%</b> (11.7%)

## Age profile



**Males- 49.0%** (48.8%)  
**Females – 51.0%** (51.2%)



**20.7%** (23.0%)  
**Disabled under the Equality Act**



**26.4%** (24.2%) **aged 65+**  
**3.2%** (3.0%) **aged 85+**



**BAME 2.6%** (2.3%)  
**White 96.8%** (97.2%)  
**Other Ethnic Group 0.5%** (0.4%)



% of people aged three years and over that can speak Welsh  
**Cluster 42.4%**  
**Carmarthenshire 39.9%**

## PATIENTS LIVING IN THE MOST DEPRIVED 20% OF WIMD BY GP PRACTICE:

**St Peter's 5.6%**  
**Furnace House 4.4%**  
**Morfa Lane 3.7%**  
**Tywi Surgery 0.6%**  
**Coach & Horses 0.0%**  
**Llanfair Surgery 0.0%**  
**Taf Surgery 0.0%**  
**Teilo Surgery 0.0%**

Source:  
Office for National Statistics, 2021 Census,  
Welsh Index of Multiple Deprivation (WIMD), 2019

## COMMUNITIES IN THE MOST DEPRIVED 20% OF WIMD

(See Appendix 2 for more information on communities experiencing deprivation in all WIMD domains)

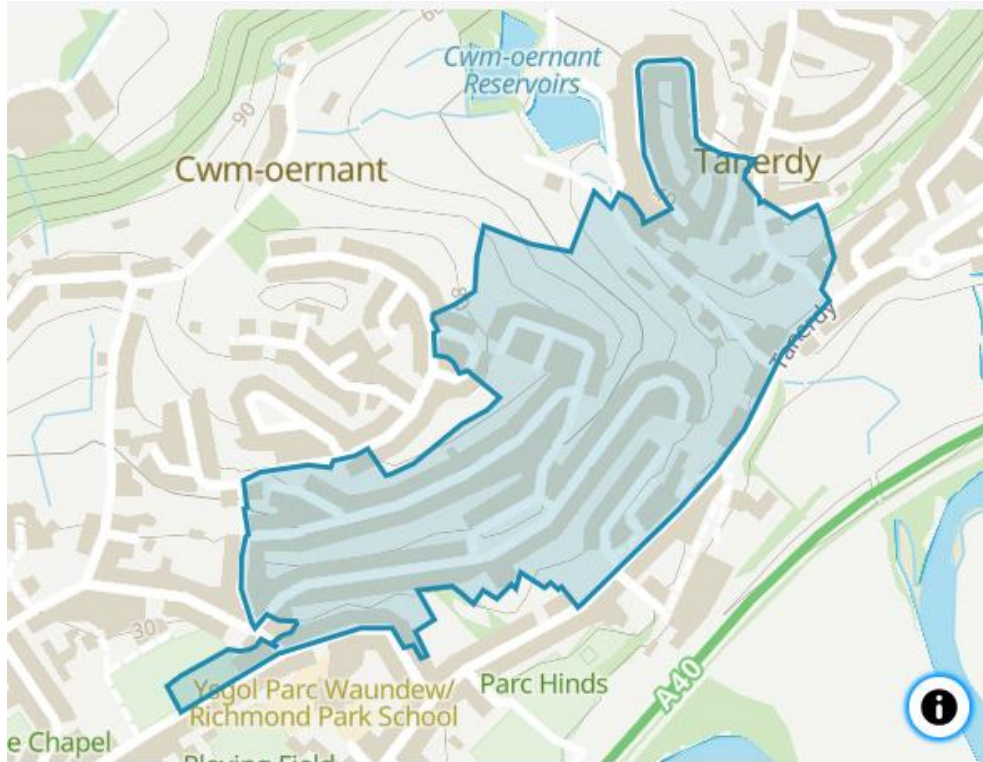
### Carmarthen Town North 2



<b>PREVALENCE OF CHRONIC CONDITIONS</b> <small>(PRIMARY CARE DATA 2021/22, ARROW INDICATES LONG TERM TREND)</small>	<b>CHD (SECONDARY PREVENTION)</b> <b>4.07%</b> ↓	<b>CANCER</b> <b>3.91%</b> ↑	<b>RISK FACTORS</b> <small>(National Survey for Wales 2021/22, Adult population 16+ County level data only – arrow indicates comparison to Hdd LWB size.)</small>	<b>ACTIVE FOR &lt;30 MINUTES/ WEEK</b> <b>22%</b> ↓	<b>IMMUNISATION UPTAKE</b>
<b>ASTHMA</b> <b>6.87%</b> ↑	<b>HYPERTENSION</b> <b>16.38%</b> ↑	<b>DIABETES (17+ Population)</b> <b>8.00%</b> ↑	<b>CURRENT SMOKER</b> <b>16.0%</b> ↑	<b>ALCOHOL CONSUMPTION</b> <small>ABOVE GUIDELINES</small> <b>15.0%</b> ↓	<b>UP TO DATE WITH CHILDHOOD VACCINES BY AGE FOUR</b> <b>88.11%</b>
<b>COPD</b> <b>1.75%</b> ↓	<b>MENTAL HEALTH</b> <b>1.09</b> ↑	<b>STROKE</b> <b>2.62%</b> ↑	<b>CHILDHOOD OBESITY*</b> <b>13%</b> ↑	<b>E-CIGARETTE USER</b> <b>6.0%</b> ↑	<b>INFLUENZA 65+</b> <b>76.68%</b>
<b>ATRIAL FIBRILLATION</b> <b>3.28%</b> ↑	<b>HEART FAILURE</b> <b>1.45%</b> ↑	<b>DEMENTIA</b> <b>0.75%</b> ↑	<b>OVERWEIGHT OR OBESE</b> <small>(Adults 16+ BMI &gt;25)</small> <b>68.0%</b> ↑	<b>FEWER THAN 2 HEALTHY BEHAVIOURS</b> <b>8.0%</b> ↓	<b>INFLUENZA (At risk 6 mths to 64 yrs)</b> <b>47.04%</b>
<b>SCREENING UPTAKE</b>	<b>BOWEL</b> <b>70.0%</b> ↑	<b>CERVICAL</b> <b>69.0%</b> ↓	<b>BREAST</b> <b>74.6%</b> →	<b>AAA</b> <b>66.2%</b> →	<b>INFLUENZA 2-3 YEAR OLDS</b> <b>59.45%</b>

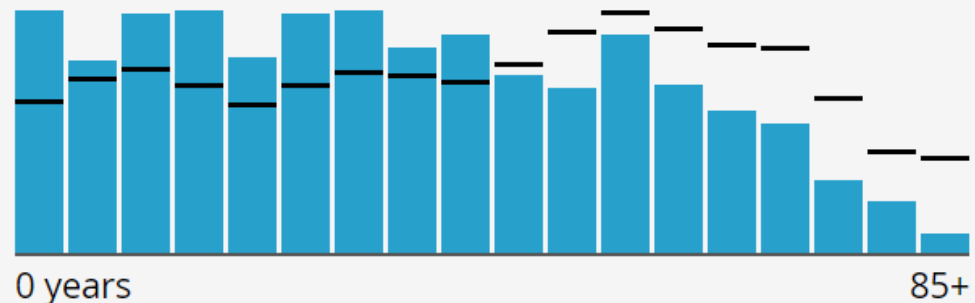
\* Child Measurement Programme 2021-22





## Age profile

■ Carmarthen Town North 2 — (Carmarthenshire)



0 years

% of all people, 5 year age bands

85+

## Population

**1,200**

187,900 people in Carmarthenshire  
Rounded to the nearest 100 people

## Number of Households

**520**

81,800 households in Carmarthenshire  
Rounded to the nearest 100 households



## Males

**48.9%** (48.8%)

## Females

**51.1%** (51.2%)



**13.1%** (24.2%) aged 65+

**0.6%** (3.0%) aged 85+

**35.3%** (26.8%) <24 Yrs.



**BAME 5.5%** (2.4%)

**White 94.5%** (97.2%)

**Other Ethnic Group 0.0%** (0.4%)

**Born outside the UK 8.5%** (5.1%)



**19.8%** (23.0%)

**Disabled under the Equality Act**



% of people aged three years and over that can speak Welsh

**25.5%**

**Carmarthenshire**

**39.9%**



**People in poor or very poor general health**

**6.9%** (6.8%)



**People providing unpaid care**

**9.1%** (10.9%)



**54.8%** (29.3%)

**households in private and social rented sector**

**Children in relative low income families (2021)**



**30.0%** (n= 318)



**% of people aged 16+ with no qualifications**

**24.5%** (20.0%)

## Employed

**55.6%** (52.7%)



## Unemployed

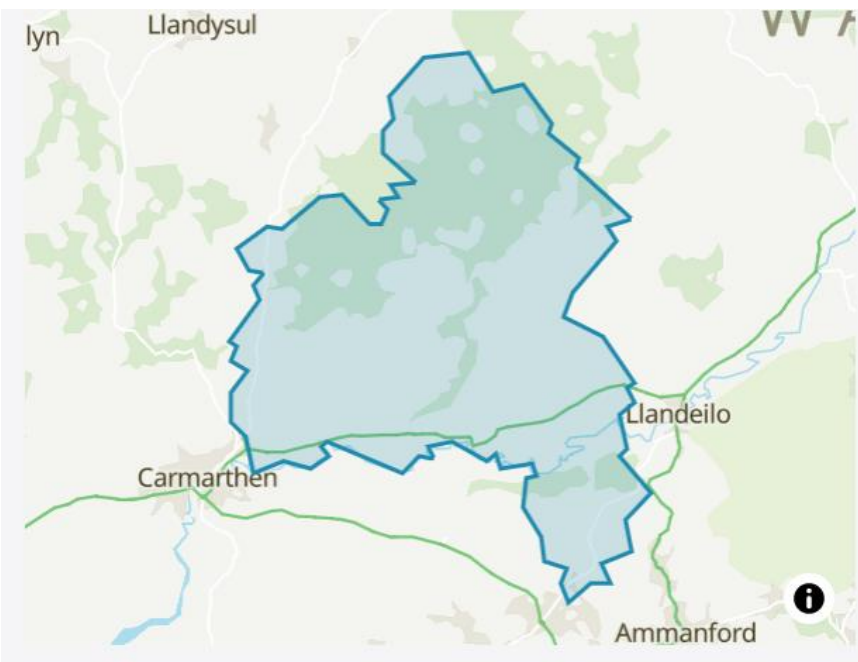
**4.4%** (2.5%)

## Economically inactive

**40.0%** (44.8%)

## SOCIO-DEMOGRAPHIC/ECONOMIC PROFILES FOR:

- Abergwili, Llenegwad & Carmel
- Carmarthen Town West, Cynwyl Elfed
- Carmarthen Town North
- Carmarthen Town South, Llangunmor
- Llanddarog, Llangyndeyrn, Ferryside
- Llandeilo, Llangadog, Manordeilo & Salem
- Llandovery, Cilycwm, Cynwyl Gaeo
- Trelech
- Whitland, St Clears

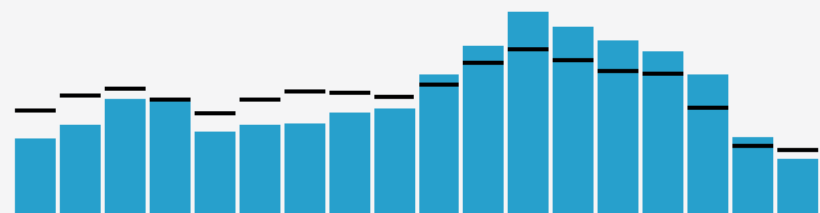


<b>Population</b> <b>6,500</b> <i>187,900 people in Carmarthenshire Rounded to the nearest 100 people</i>	<b>Number of Households</b> <b>2,800</b> <i>81,800 people in Carmarthenshire Rounded to the nearest 100 people</i>
---	--

## Age profile

**Abergwili, Llanegwad & Carmel**

— (Carmarthenshire)




0 years 85+  
% of all people, 5 year age bands



**Males- 49.8% (48.8%)**  
**Females – 50.2% (51.2%)**



**20.2% (23.0%)**  
**Disabled under**  
**the Equality Act**



**28.1% (24.2%) aged 65+**  
**2.6% (3.0%) aged 85+**  
**21.9% (26.8%) <24 Yrs.**



**BAME 1.6% (2.3%)**  
**White 98.2% (97.2%)**  
**Other Ethnic Group 0.2% (0.4%)**  
**Born outside the UK 3.8% (5.1%)**



% of people aged three years  
and over that can speak Welsh

**50.1%**  
**Carmarthenshire**  
**39.9%**

Working aged people in  
**EMPLOYMENT**  
**DERIVATION**  
**6.0%**

People in **INCOME**  
**DEPRIVATION**  
**9.0%**

Adults aged 25-64 with **NO**  
**QUALIFICATIONS**  
**15.9% (20.0%)**

**EMPLOYED**  
**58.8% (52.7%)**

People in **OVERCROWDED**  
**HOUSEHOLDS**  
**3.51%**

**HOUSEHOLD TENURE:**  
**RENTED (All)**  
**16.4% (29.3%)**

People with a **LIMITING**  
**LONG-TERM ILLNESS**  
**19.0%**

**PREMATURE DEATH RATE**  
**(per 100K)**  
**289.2**

**SOURCE:** Welsh Index of Multiple  
 Deprivation (2019)  
 ONS, 2021 Census  
 ONS, Children in Low Income Families,  
 2022  
 Carmarthenshire Ave in (%) where  
 available

Percent of children (under 16 years) living in relative low-income  
 families (ONS 2015- 2021)

**ABERGWILI**  
**18.1% (67 Children)**

**LLANEGWAD**  
**27.7% (104 Children)**

**LLANFIHANGEL**  
**ABERBYTHYCH**  
**26.6% (71 Children)**

**UNEMPLOYED**  
**2.7% (2.5%)**

**ECONOMICALLY INACTIVE**  
**45.1% (44.8%)**

Likelihood of **POOR-**  
**QUALITY HOUSING**  
**37.2%**

Households **NOT**  
**DEPRIVED** any dimension\*  
**49.8% (45.3%)**

People in bad or very bad  
**GENERAL HEALTH**  
**5.1% (7.5%)**

GP recorded **CHRONIC**  
**CONDITION**  
**11.2%**

GP recorded **MENTAL**  
**HEALTH CONDITION**  
**16.1%**

**CANCER INCIDENCE** rate  
 per 100K  
**584.0**

Provision of  
**UNPAID CARE**  
**11.4% (11.4%)**

Children aged 4-5 who are  
**OBESE**  
**10.5%**

★ The dimensions of deprivation used to classify households include **EDUCATION** (no one has level 2 qualifications); **EMPLOYMENT** (if any household member is unemployed/ economically inactive due to long-term sickness or disability); **HEALTH** (any person in the household has general health that is bad or very bad or is identified as disabled); **HOUSING** (household accommodation is either overcrowded, in a shared dwelling, or has no central heating).





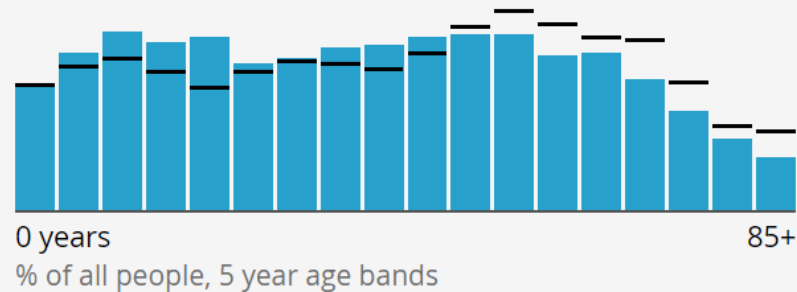
**Population**  
**8,500**  
*187,900 people in Carmarthenshire  
Rounded to the nearest 100 people*

**Number of Households**  
**3,500**  
*81,800 people in Carmarthenshire  
Rounded to the nearest 100 people*

## Age profile

**Carmarthen West & Cynwyl Elfed**


— (Carmarthenshire)



**Males- 48.7% (48.8%)**  
**Females – 51.3% (51.2%)**



**19.1% (23.0%)**  
**Disabled under  
the Equality Act**



**19.5% (24.2%) aged 65+**  
**2.0% (3.0%) aged 85+**  
**30.6% (26.8) <24 Yrs.**



**BAME 4.0% (2.3%)**  
**White 95.3% (97.2%)**  
**Other Ethnic Group 0.6% (0.4%)**  
**Born outside the UK 7.1% (5.1%)**



% of people aged three years  
and over that can speak Welsh  
**39.6%**  
**Carmarthenshire**  
**39.9%**

Working aged people in  
**EMPLOYMENT  
DERIVATION**  
**7.0%**

People in **INCOME  
DEPRIVATION**  
**10.0%**

Adults aged 25-64 with **NO  
QUALIFICATIONS**  
**14.3% (20.0%)**

**EMPLOYED**  
**58.3% (52.7%)**

People in **OVERCROWDED  
HOUSEHOLDS**  
**4.88%**

**HOUSEHOLD TENURE:  
RENTED (All)**  
**19.2% (29.3%)**

People with a **LIMITING  
LONG-TERM ILLNESS**  
**20.3%**

**PREMATURE DEATH RATE  
(per 100K)**  
**318.0**

**SOURCE:** Welsh Index of Multiple  
Deprivation (2019)  
ONS, 2021 Census  
ONS, Children in Low Income Families,  
2022  
Carmarthenshire Ave in (%) where  
available

Percent of children (under 16 years) living in relative low-income  
families (ONS 2015- 2021)

**CARMARTHEN TOWN  
WEST**  
**21.9% (271 Children)**

**CWNWYL ELFED**  
**18.4% (81 Children)**

**UNEMPLOYED**  
**2.4% (2.5%)**

Likelihood of **POOR-  
QUALITY HOUSING**  
**23.2%**

People in bad or very bad  
**GENERAL HEALTH**  
**5.4% (7.5%)**

GP recorded **MENTAL  
HEALTH CONDITION**  
**20.9%**

Provision of  
**UNPAID CARE**  
**10.0% (11.4%)**

**ECONOMICALLY INACTIVE**  
**39.3% (44.8%)**

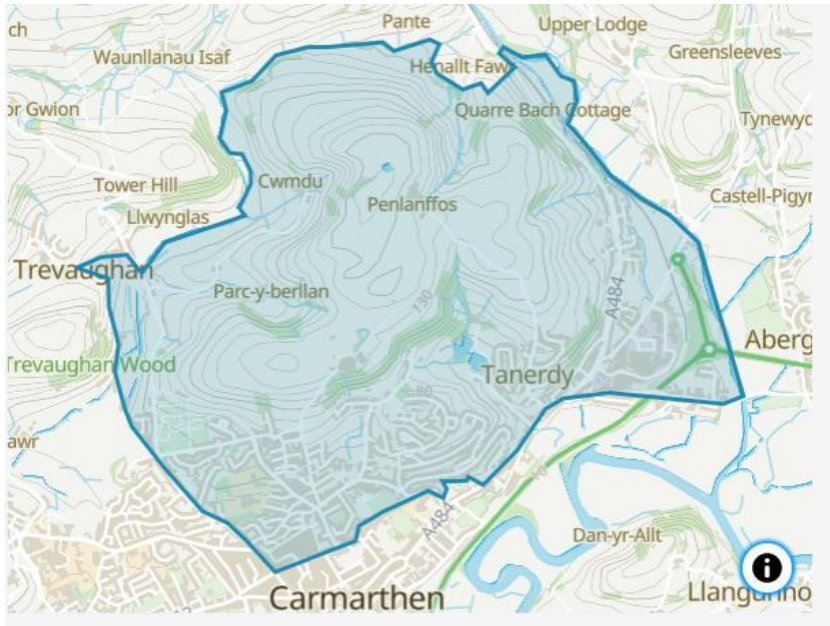
Households **NOT  
DEPRIVED** any dimension\*  
**51.5% (45.3%)**

GP recorded **CHRONIC  
CONDITION**  
**13.1%**

**CANCER INCIDENCE** rate  
per 100K  
**556.5**

Children aged 4-5 who are  
**OBESE**  
**11.3%**

★ The dimensions of deprivation used to classify households include **EDUCATION** (no one has level 2 qualifications); **EMPLOYMENT** (if any household member is unemployed/ economically inactive due to long-term sickness or disability); **HEALTH** (any person in the household has general health that is bad or very bad or is identified as disabled); **HOUSING** (household accommodation is either overcrowded, in a shared dwelling, or has no central heating).



**Population**  
**5,300**

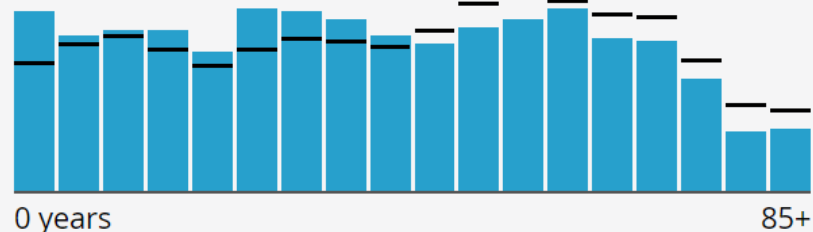
187,900 people in Carmarthenshire  
Rounded to the nearest 100 people

**Number of Households**  
**2,300**

81,800 people in Carmarthenshire  
Rounded to the nearest 100 people

## Age profile

■ Carmarthen North — (Carmarthenshire)



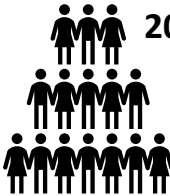
% of all people, 5 year age bands



**Males- 47.7% (48.8%)**  
**Females – 52.3% (51.2%)**



**20.7% (23.0%)**  
**Disabled under**  
**the Equality Act**



**20.0% (24.2%) aged 65+**  
**2.3% (3.0%) aged 85+**  
**29.7% (26.8%) <24 Yrs.**



**BAME 6.4% (2.3%)**  
**White 92.5% (97.2%)**  
**Other Ethnic Group**  
**1.0% (0.4%)**  
**Born outside the UK**  
**9.8% (5.1%)**



% of people aged three years  
and over that can speak Welsh

**34.3%**  
**Carmarthenshire**  
**39.9%**

Working aged people in  
**EMPLOYMENT**  
**DERIVATION**

**11.0%**

People in **INCOME**  
**DEPRIVATION**

**18.0%**

Adults aged 25-64 with **NO**  
**QUALIFICATIONS**

**18.6%** (20.0%)

**EMPLOYED**

**54.5%** (52.7%)

**UNEMPLOYED**

**3.3%** (2.5%)

**ECONOMICALLY INACTIVE**

**42.2%** (44.8%)

People in **OVERCROWDED**  
**HOUSEHOLDS**

**5.94%**

Likelihood of **POOR-**  
**QUALITY HOUSING**

**13.5%**

Households **NOT**  
**DEPRIVED** any dimension\*

**46.6%** (45.3%)

**HOUSEHOLD TENURE:**  
**RENTED (All)**

**42.8%** (29.3%)

People in bad or very bad  
**GENERAL HEALTH**

**6.2%** (7.5%)

GP recorded **CHRONIC**  
**CONDITION**

**14.6%**

People with a **LIMITING**  
**LONG-TERM ILLNESS**

**21.8%**

GP recorded **MENTAL**  
**HEALTH CONDITION**

**25.3%**

**CANCER INCIDENCE** rate  
per 100K

**597.9**

**PREMATURE DEATH RATE**  
(per 100K)

**387.6**

Provision of  
**UNPAID CARE**

**9.8%** (11.4%)

Children aged 4-5 who are  
**OBESE**

**11.7%**

**SOURCE:** Welsh Index of Multiple  
Deprivation (2019)  
ONS, 2021 Census  
ONS, Children in Low Income Families,  
2022  
Carmarthenshire Ave in (%) where  
available

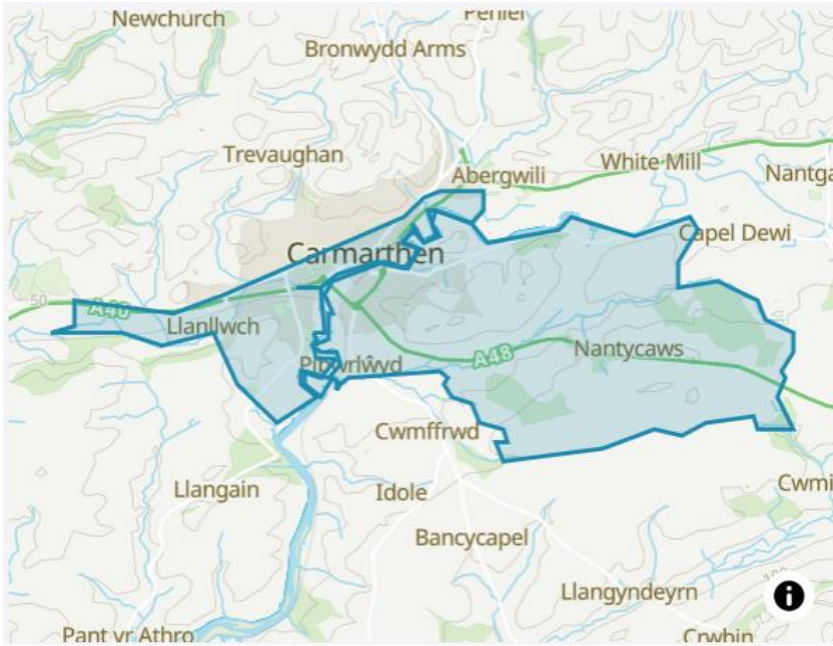
★ The dimensions of deprivation used to classify households include **EDUCATION** (no one has level 2 qualifications); **EMPLOYMENT** (if any household member is unemployed/economically inactive due to long-term sickness or disability); **HEALTH** (any person in the household has general health that is bad or very bad or is identified as disabled); **HOUSING** (household accommodation is either overcrowded, in a shared dwelling, or has no central heating).

Percent of children (under 16 years) living in relative low-income families (ONS 2015- 2021)

**CARMARTHEN TOWN**  
**NORTH**

**21.9%** (271 Children)





**Population**  
**6,500**

187,900 people in Carmarthenshire  
Rounded to the nearest 100 people

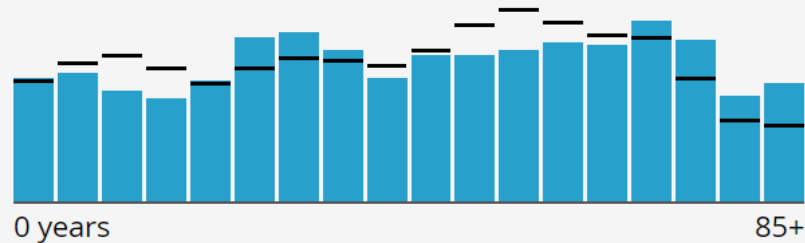
**Number of Households**  
**3,100**

81,800 households in Carmarthenshire  
Rounded to the nearest 100 households

## Age profile

**Carmarthen South & Llangynnwr**

— (Carmarthenshire)



% of all people, 5 year age bands



**Males- 48.7% (48.8%)**  
**Females – 51.3% (51.2%)**



**22.5% (23.0%)**  
**Disabled under**  
**the Equality Act**



**29.1% (24.2%) aged 65+**  
**4.7% (3.0%) aged 85+**  
**23.3% (26.8) <24 Yrs.**



**BAME 4.5% (2.3%)**  
**White 94.5% (97.2%)**  
**Other Ethnic Group**  
**1.1% (0.4%)**  
**Born outside the UK**  
**7.9% (5.1%)**



% of people aged three years  
and over that can speak Welsh

**39.8%**  
**Carmarthenshire**  
**39.9%**

Working aged people in  
**EMPLOYMENT DERIVATION**  
**11%**

People in **INCOME**  
**DEPRIVATION**  
**13%**

Adults aged 25-64 with **NO**  
**QUALIFICATIONS**  
**21.2%** (20.0%)

**EMPLOYED**  
**50.3%** (52.7%)

People in **OVERCROWDED**  
**HOUSEHOLDS**  
**5.2%**

**HOUSEHOLD TENURE:**  
**RENTED (All)**  
**39.6%** (29.3%)

People with a **LIMITING**  
**LONG-TERM ILLNESS**  
**21.8%**

**PREMATURE DEATH RATE**  
(per 100K)  
**471.3**

**SOURCE:** Welsh Index of Multiple  
Deprivation (2019)  
ONS, 2021 Census  
ONS, Children in Low Income Families,  
2022  
Carmarthenshire Ave in (%) where  
available

Percent of children (under 16 years) living in relative low-income  
families (ONS 2015- 2021)

**CARMARTHEN TOWN**  
**SOUTH**  
**24.9%** (140 Children)

**LLANGUNNOR**  
**20.1%** (96 Children)

**UNEMPLOYED**  
**2.4%** (2.5%)

Likelihood of **POOR-**  
**QUALITY HOUSING**  
**18.5%**

People in bad or very bad  
**GENERAL HEALTH**  
**6.8%** (7.5%)

GP recorded **MENTAL**  
**HEALTH CONDITION**  
**23.8%**

Provision of  
**UNPAID CARE**  
**9.2%** (11.4%)

★ The dimensions of deprivation used to classify households include **EDUCATION** (no one has level 2 qualifications); **EMPLOYMENT** (if any household member is unemployed/ economically inactive due to long-term sickness or disability); **HEALTH** (any person in the household has general health that is bad or very bad or is identified as disabled); **HOUSING** (household accommodation is either overcrowded, in a shared dwelling, or has no central heating).

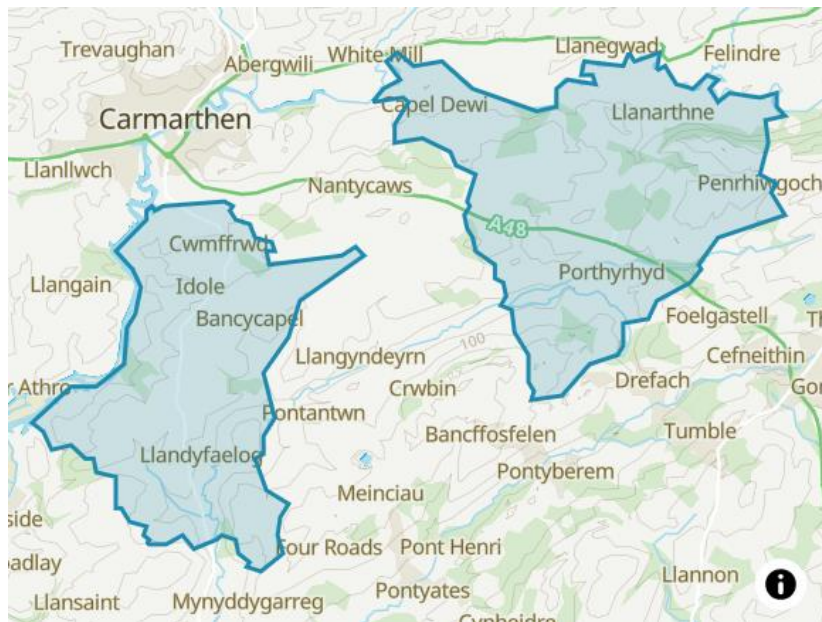
**ECONOMICALLY INACTIVE**  
**47.3%** (44.8%)

Households **NOT DEPRIVED**  
any dimension\*  
**45.7%** (45.3%)

GP recorded **CHRONIC**  
**CONDITION**  
**13.4%**

**CANCER INCIDENCE** rate per  
100K  
**579.6**

Children aged 4-5 who are  
**OBESE**  
**11.4%**



**Population**  
**3,400**

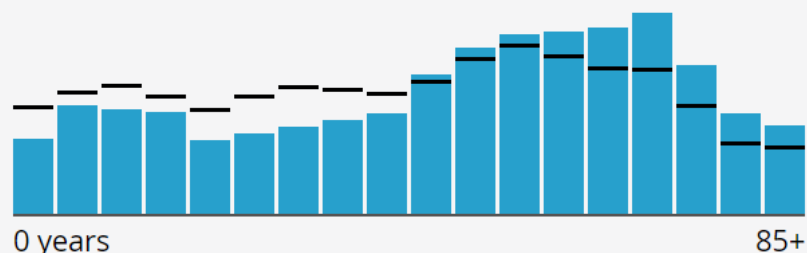
187,900 people in Carmarthenshire  
Rounded to the nearest 100 people

**Number of Households**  
**1,400**

81,800 households in Carmarthenshire  
Rounded to the nearest 100 households

## Age profile

■ Llanddarog Area — (Carmarthenshire)




0 years  
% of all people, 5 year age bands



**Males- 48.5% (48.8%)**  
**Females – 51.5% (51.2%)**



**21.4% (23.0%)**  
**Disabled under**  
**the Equality Act**



**32.7% (24.2%) aged 65+**  
**4.0% (3.0%) aged 85+**  
**20.9% (26.8) <24 Yrs.**



**BAME 1.1% (2.3%)**  
**White 98.9% (97.2%)**  
**Other Ethnic Group**  
**0.1% (0.4%)**  
**Born outside the UK**  
**3.0% (5.1%)**



% of people aged three years  
and over that can speak Welsh  
**54.5%**  
**Carmarthenshire**  
**39.9%**

Working aged people in  
**EMPLOYMENT DERIVATION**  
**8.0%**

People in **INCOME**  
**DEPRIVATION**  
**12%**

Adults aged 25-64 with **NO**  
**QUALIFICATIONS**  
**18.7% (20.0%)**

**EMPLOYED**  
**52.0% (52.7%)**

People in **OVERCROWDED**  
**HOUSEHOLDS**  
**3.99%**

**HOUSEHOLD TENURE:**  
**RENTED (All)**  
**17.2% (29.3%)**

People with a **LIMITING**  
**LONG-TERM ILLNESS**  
**22.1%**

**PREMATURE DEATH RATE**  
(per 100K)  
**332.3**

**SOURCE:** Welsh Index of Multiple  
Deprivation (2019)  
ONS, 2021 Census  
ONS, Children in Low Income Families,  
2022  
Carmarthenshire Ave in (%) where  
available

Percent of children (under 16 years) living in relative low-income families  
(ONS 2015- 2021)

**LLANDDAROG**  
**24.2%** (74 Children)

**This MSOA is divided between the 2Ts and Amman-Gwendraeth Clusters. Kidwelly and Llangynedern, are included in the Amman-Gwendraeth Profile.**

**UNEMPLOYED**  
**1.1% (2.5%)**

Likelihood of **POOR-**  
**QUALITY HOUSING**  
**27.3%**

People in bad or very bad  
**GENERAL HEALTH**  
**6.6% (7.5%)**

GP recorded **MENTAL**  
**HEALTH CONDITION**  
**18.3%**

Provision of  
**UNPAID CARE**  
**10.9% (11.4%)**

★ The dimensions of deprivation used to classify households include **EDUCATION** (no one has level 2 qualifications); **EMPLOYMENT** (if any household member is unemployed/ economically inactive due to long-term sickness or disability); **HEALTH** (any person in the household has general health that is bad or very bad or is identified as disabled); **HOUSING** (household accommodation is either overcrowded, in a shared dwelling, or has no central heating).

**ECONOMICALLY INACTIVE**  
**46.9% (44.8%)**

Households **NOT DEPRIVED**  
any dimension\*  
**49.1%** (45.3%)

GP recorded **CHRONIC**  
**CONDITION**  
**13.6%**

**CANCER INCIDENCE** rate per  
100K  
**568.7**

Children aged 4-5 who are  
**OBESE**  
**9.7%**





**Population**  
**7,100**

187,900 people in Carmarthenshire  
Rounded to the nearest 100 people

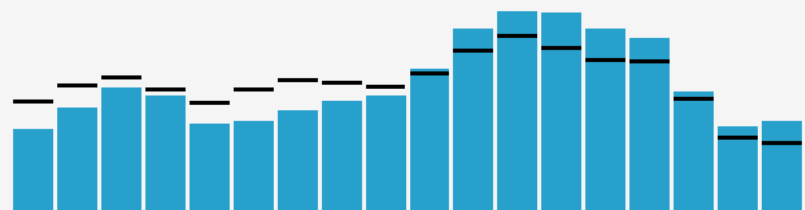
**Number of Households**  
**3,100**

81,800 households in Carmarthenshire  
Rounded to the nearest 100 households

## Age profile

■ Llandeilo, Llangadog & Maenordeilo

— (Carmarthenshire)



0 years

% of all people, 5 year age bands


85+



**Males- 48.8% (48.8%)**  
**Females – 51.2% (51.2%)**



**21.5% (23.0%)**  
**Disabled under**  
**the Equality Act**



**28.2% (24.2%) aged 65+**  
**3.9% (3.0%) aged 85+**  
**22.3% (26.8) <24 Yrs.**



**BAME 1.7% (2.3%)**  
**White 97.8% (97.2%)**  
**Other Ethnic Group**  
**0.4% (0.4%)**  
**Born outside the UK**  
**4.2% (5.1%)**



% of people aged three years  
and over that can speak Welsh  
**45.7%**  
**Carmarthenshire**  
**39.9%**

Working aged people in  
**EMPLOYMENT**  
**DERIVATION**  
**9.0%**

People in **INCOME**  
**DEPRIVATION**  
**11.0%**

Adults aged 25-64 with **NO**  
**QUALIFICATIONS**  
**18.6% (20.0%)**

**EMPLOYED**  
**52.3% (52.7%)**

People in **OVERCROWDED**  
**HOUSEHOLDS**  
**4.03%**

**HOUSEHOLD TENURE:**  
**RENTED (All)**  
**23.8% (29.3%)**

People with a **LIMITING**  
**LONG-TERM ILLNESS**  
**19.5%**

**PREMATURE DEATH RATE**  
(per 100K)  
**285.2**

**SOURCE:** Welsh Index of Multiple  
Deprivation (2019)  
ONS, 2021 Census  
ONS, Children in Low Income Families,  
2022  
Carmarthenshire Ave in (%) where  
available

Percent of children (under 16 years) living in relative low-income  
families (ONS 2015- 2021)

**LLANDEILO**  
**23.0%** (111 Children)

**LLANGADOG**  
**31.6%** (84 Children)

**MANORDEILO & SALEM**  
**25.0%** (73 Children)

**UNEMPLOYED**  
**2.2% (2.5%)**

Likelihood of **POOR-**  
**QUALITY HOUSING**  
**38.3%**

People in bad or very bad  
**GENERAL HEALTH**  
**5.9% (7.5%)**

GP recorded **MENTAL**  
**HEALTH CONDITION**  
**16.1%**

Provision of  
**UNPAID CARE**  
**10.4%** (11.4%)

★ The dimensions of deprivation used to classify households include **EDUCATION** (no one  
has level 2 qualifications); **EMPLOYMENT** (if any household member is unemployed/  
economically inactive due to long-term sickness or disability); **HEALTH** (any person in the  
household has general health that is bad or very bad or is identified as disabled); **HOUSING**  
(household accommodation is either overcrowded, in a shared dwelling, or has no central  
heating).

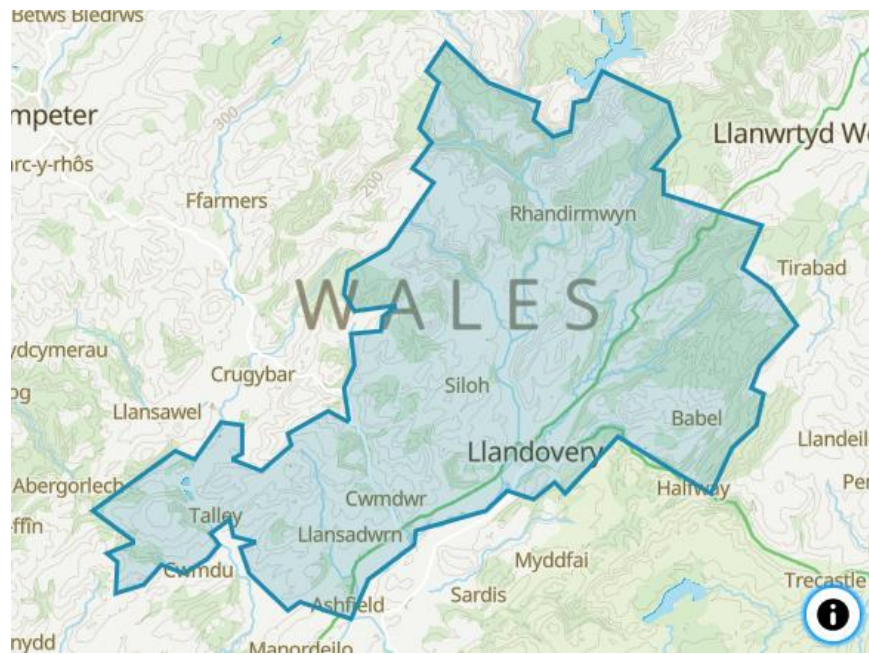
**ECONOMICALLY INACTIVE**  
**45.5%** (44.8%)

Households **NOT DEPRIVED**  
any dimension\*  
**49.1%** (45.3%)

GP recorded **CHRONIC**  
**CONDITION**  
**11.7%**

**CANCER INCIDENCE** rate  
per 100K  
**592.4.7**

Children aged 4-5 who are  
**OBESE**  
**12.4%**



**Population**  
**4,500**

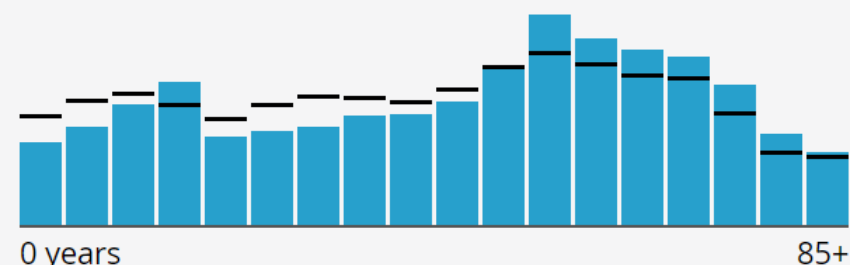
187,900 people in Carmarthenshire  
Rounded to the nearest 100 people

**Number of Households**  
**1,900**

81,800 households in Carmarthenshire  
Rounded to the nearest 100 households

## Age profile

■ Llandovery & Cil-y-cwm — (Carmarthenshire)



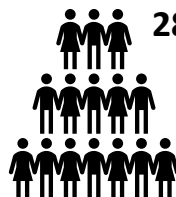
0 years  
% of all people, 5 year age bands



**Males- 50.4% (48.8%)**  
**Females – 49.6% (51.2%)**



**20.7% (23.0%)**  
**Disabled under**  
**the Equality Act**



**28.5% (24.2%) aged 65+**  
**3.2% (3.0%) aged 85+**  
**23.4% (26.8) <24 Yrs.**



**BAME 1.7% (2.3%)**  
**White 98.1% (97.2%)**  
**Other Ethnic Group**  
**0.2% (0.4%)**  
**Born outside the UK**  
**4.2% 5.1%**



% of people aged three years  
and over that can speak Welsh  
**38.2%**  
**Carmarthenshire**  
**39.9%**

Working aged people in  
**EMPLOYMENT**  
**DERIVATION**  
**7.0%**

People in **INCOME**  
**DEPRIVATION**  
**12.0%**

Adults aged 25-64 with **NO**  
**QUALIFICATIONS**  
**20.7% (20.0%)**

**EMPLOYED**  
**51.4% (52.7%)**

People in **OVERCROWDED**  
**HOUSEHOLDS**  
**4.97%**

**HOUSEHOLD TENURE:**  
**RENTED (All)**  
**26.5% (29.3%)**

People with a **LIMITING**  
**LONG-TERM ILLNESS**  
**20.1%**

**PREMATURE DEATH RATE**  
(per 100K)  
**323.7**

**SOURCE:** Welsh Index of Multiple  
Deprivation (2019)  
ONS, Children in Low Income Families,  
2022  
Carmarthenshire Ave in (%) where  
available

Percent of children (under 16 years) living in relative low-income  
families (ONS 2015- 2021)

**CILYCW**  
**27.6% (55 Children)**

**LLANDOVERY**  
**33.7% (118 Children)**

**UNEMPLOYED**  
**2.1% (2.5%)**

Likelihood of **POOR-**  
**QUALITY HOUSING**  
**39.2%**

People in bad or very bad  
**GENERAL HEALTH**  
**6.1% (7.5%)**

GP recorded **MENTAL**  
**HEALTH CONDITION**  
**16.8%**

Provision of  
**UNPAID CARE**  
**10.3% (11.4%)**

**ECONOMICALLY INACTIVE**  
**46.5% (44.8%)**

Households **NOT DEPRIVED**  
any dimension\*  
**46.9% (45.3%)**

GP recorded **CHRONIC**  
**CONDITION**  
**11.3%**

**CANCER INCIDENCE** rate per  
100K  
**560.7**

Children aged 4-5 who are  
**OBESE**  
**11.1%**

★ The dimensions of deprivation used to classify households include **EDUCATION** (no one has level 2 qualifications); **EMPLOYMENT** (if any household member is unemployed/ economically inactive due to long-term sickness or disability); **HEALTH** (any person in the household has general health that is bad or very bad or is identified as disabled); **HOUSING** (household accommodation is either overcrowded, in a shared dwelling, or has no central heating).





**Population**  
**11,900**

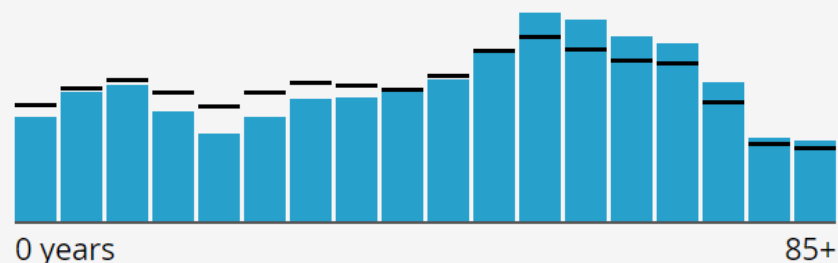
187,900 people in Carmarthenshire  
Rounded to the nearest 100 people

**Number of Households**  
**5,200**

81,800 households in Carmarthenshire  
Rounded to the nearest 100 households

## Age profile

■ Laugharne, St Clears, Whitland — (Carmarthenshire)



0 years  
% of all people, 5 year age bands



**Males- 49.0% (48.8%)**  
**Females – 51.0% (51.2%)**



**20.2% (23.0%)**  
**Disabled under**  
**the Equality Act**



**27.3% (24.2%) aged 65+**  
**3.3% (3.0%) aged 85+**  
**23.3% (26.8) <24 Yrs.**



**BAME 1.5% (2.3%)**  
**White 98.3% (97.2%)**  
**Other Ethnic Group**  
**0.2% (0.4%)**  
**Born outside the UK**  
**3.5% (5.1%)**



% of people aged three years  
and over that can speak Welsh  
**38.0%**  
**Carmarthenshire**  
**39.9%**

Working aged people in  
**EMPLOYMENT**  
**DERIVATION**  
**7.0%**

People in **INCOME**  
**DEPRIVATION**  
**11.0%**

Adults aged 25-64 with **NO**  
**QUALIFICATIONS**  
**19.9% (20.0%)**

**EMPLOYED**  
**54.6% (52.7%)**

People in **OVERCROWDED**  
**HOUSEHOLDS**  
**3.93%**

**HOUSEHOLD TENURE:**  
**RENTED (All)**  
**24.8% (29.3%)**

People with a **LIMITING**  
**LONG-TERM ILLNESS**  
**20.3%**

**PREMATURE DEATH RATE**  
(per 100K)  
**331.8**

**SOURCE:** Welsh Index of Multiple  
Deprivation (2019)  
ONS, 2021 Census  
ONS, Children in Low Income Families,  
2022  
Carmarthenshire Ave in (%) where  
available

Percent of children (under 16  
years) living in relative low-  
income families (ONS 2015- 2021)

**LLANBOIDY**  
**37.4% (124 Children)**

**ST CLEARS**  
**22.0% (137 Children)**

**UNEMPLOYED**  
**2.0% (2.5%)**

Likelihood of **POOR-**  
**QUALITY HOUSING**  
**29.9%**

People in bad or very bad  
**GENERAL HEALTH**  
**5.9% (7.5%)**

GP recorded **MENTAL**  
**HEALTH CONDITION**  
**18.6%**

Provision of  
**UNPAID CARE**  
**10.9% (11.4%)**

**LAUGHARNE**  
**23.4% (98 Children)**

**LLANSTEFFAN**  
**27.6% (66 Children)**

**WHITLAND**  
**28.6% (118 Children)**

**ECONOMICALLY INACTIVE**  
**43.5% (44.8%)**

Households **NOT**  
**DEPRIVED** any dimension\*  
**48.8% (45.3%)**

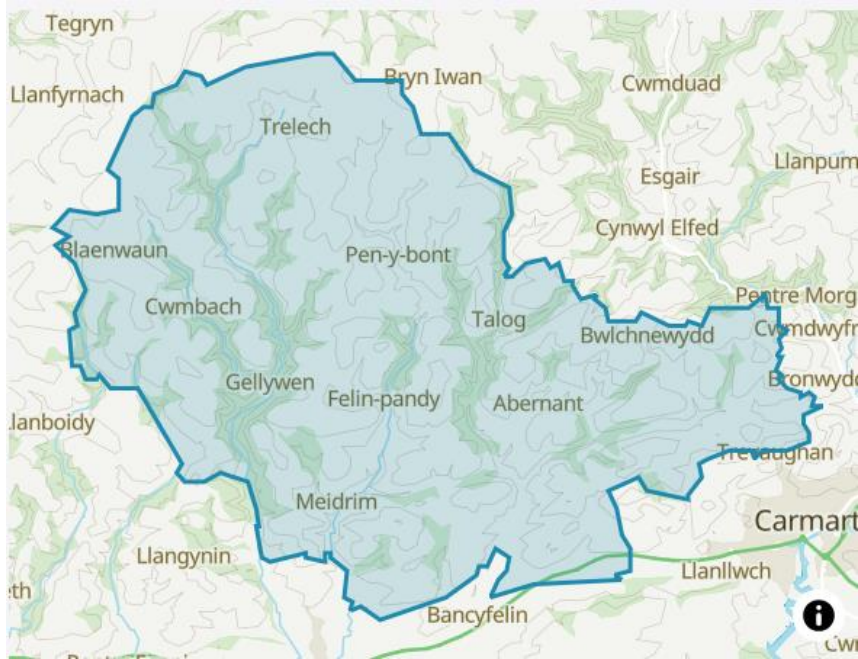
GP recorded **CHRONIC**  
**CONDITION**  
**12.9%**

**CANCER INCIDENCE** rate  
per 100K  
**621.0**

Children aged 4-5 who are  
**OBESE**  
**10.4%**

★ The dimensions of deprivation used to classify households include **EDUCATION** (no one has level 2 qualifications); **EMPLOYMENT** (if any household member is unemployed/ economically inactive due to long-term sickness or disability); **HEALTH** (any person in the household has general health that is bad or very bad or is identified as disabled); **HOUSING** (household accommodation is either overcrowded, in a shared dwelling, or has no central heating).





**Population**  
**2,700**

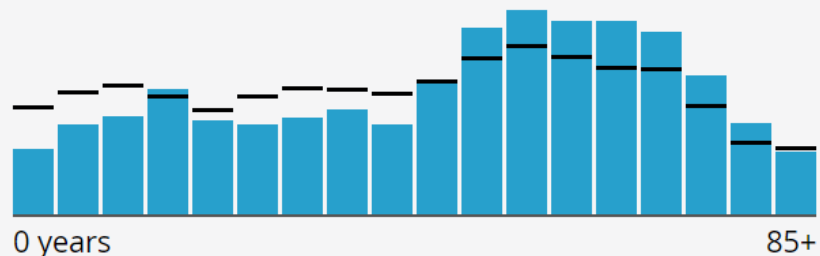
187,900 people in Carmarthenshire  
Rounded to the nearest 100 people

**Number of Households**  
**1,100**

81,800 households in Carmarthenshire  
Rounded to the nearest 100 households

## Age profile

**Trelech** — (Carmarthenshire)




% of all people, 5 year age bands



**Males- 50.3% (48.8%)**  
**Females – 49.7% (51.2%)**



**20.2% (23.0%)**  
**Disabled under**  
**the Equality Act**



**30.0% (24.2%) aged 65+**  
**2.8% (3.0%) aged 85+**  
**17.1% (26.8) <24 Yrs.**



**BAME 1.6% (2.3%)**  
**White 98.2% (97.2%)**  
**Other Ethnic Group**  
**0.2% (0.4%)**  
**Born outside the UK**  
**3.7% (5.1%)**



% of people aged three years  
and over that can speak Welsh  
**47.0%**  
**Carmarthenshire**  
**39.9%**

**Working aged people in**  
**EMPLOYMENT**  
**DERIVATION**  
**9.0%**

**People in INCOME**  
**DEPRIVATION**  
**14.0%**

**Adults aged 25-64 with NO**  
**QUALIFICATIONS**  
**19.2% (20.0%)**

**EMPLOYED**  
**54.9% (52.7%)**

**Percent of children (under 16 years) living in relative low-income**  
**families (ONS 2015- 2021)**

**TRELECH**  
**33.7%** (118 Children)

**UNEMPLOYED**  
**2.1% (2.5%)**

**ECONOMICALLY INACTIVE**  
**43.0%** (44.8%)

**People in OVERCROWDED**  
**HOUSEHOLDS**  
**5.07%**

**Likelihood of POOR-**  
**QUALITY HOUSING**  
**39.4%**

**Households NOT DEPRIVED**  
**any dimension\***  
**47.2%** (45.3%)

**HOUSEHOLD TENURE:**  
**RENTED (All)**  
**15.3% (29.3%)**

**People in bad or very bad**  
**GENERAL HEALTH**  
**6.3%** (7.5%)

**GP recorded CHRONIC**  
**CONDITION**  
**12.9%**

**People with a LIMITING**  
**LONG-TERM ILLNESS**  
**21.6%**

**GP recorded MENTAL**  
**HEALTH CONDITION**  
**19.0%**

**CANCER INCIDENCE rate per**  
**100K**  
**573.0**

**PREMATURE DEATH RATE**  
**(per 100K)**  
**286.3**

**Provision of**  
**UNPAID CARE**  
**10.6%** (11.4%)

**Children aged 4-5 who are**  
**OBESE**  
**7.5%**

**SOURCE:** Welsh Index of Multiple  
Deprivation (2019)  
ONS, 2021 Census  
ONS, Children in Low Income Families,  
2022  
Carmarthenshire Ave in (%) where  
available

★ The dimensions of deprivation used to classify households include **EDUCATION** (no one has level 2 qualifications); **EMPLOYMENT** (if any household member is unemployed/economically inactive due to long-term sickness or disability); **HEALTH** (any person in the household has general health that is bad or very bad or is identified as disabled); **HOUSING** (household accommodation is either overcrowded, in a shared dwelling, or has no central heating).

# **APPENDIX:**

## **MORBIDITY & MORTALITY DATA FOR SPECIFIC CONDITIONS**

Where available data are presented at Primary Care Cluster level, Upper Super Output Area (USOA) or Middle Super Output Area (MSOA).

The coloured arrow on each map indicates the Hywel Dda trend for the period 2012/13 – 2021/22

Quality Assurance and Improvement Framework (QAIF) disease registers by local health board, cluster and GP practice

Measure: Prevalence rate (%)

Year: 2021-22

	Asthma	Atrial fibrillation	Cancer	Chronic obstructive pulmonary disease	Secondary prevention of coronary heart disease	Dementia	Diabetes mellitus (patients aged 17+)	Epilepsy (patients aged 18+)	Heart failure	Hypertension	Learning disability	Mental health	Obesity (patients aged 16+)	Osteoporosis (patients aged 50+)	Palliative care	Rheumatoid Arthritis (patients aged 16+)	Stroke and transient ischaemic attack
Wales	7.15	2.49	3.39	2.24	3.47	0.70	7.97	0.96	1.17	15.73	0.49	1.03	11.83	0.58	0.30	0.90	2.15
Hywel Dda University Health Board	7.22	3.12	3.73	2.30	3.95	0.76	8.38	0.99	1.30	16.79	0.54	1.03	11.58	0.46	0.37	1.15	2.41
Taf / Tywi	6.87	3.28	3.91	1.75	4.07	0.75	8.06	0.99	1.45	16.38	0.55	1.09	12.20	0.43	0.25	1.06	2.62
Coach & Horses Surgery	7.08	3.84	3.91	1.49	4.63	0.62	10.12	1.02	1.01	17.16	0.58	1.27	19.31	0.64	0.25	1.23	2.68
Teilo Surgery	6.34	3.53	5.16	1.58	4.02	0.81	7.27	0.99	1.13	16.40	0.62	0.79	13.95	0.27	0.15	0.92	2.52
Furnace House Surgery	7.08	3.06	2.96	1.50	3.76	0.80	8.42	1.02	1.42	16.43	0.30	1.39	9.41	0.57	0.35	1.08	2.70
Taf Surgery	7.87	3.35	4.27	1.63	4.88	0.58	8.11	0.80	1.43	15.63	0.41	0.95	11.00	0.53	0.20	1.17	2.69
St Peter's Surgery	7.71	2.92	4.33	2.48	3.85	0.58	7.56	1.14	2.50	17.57	0.43	1.24	10.33	0.09	0.13	1.22	2.33
Llanfair Surgery	5.53	3.00	3.69	1.60	3.83	1.12	8.01	1.07	1.12	15.69	1.51	0.94	7.52	0.41	0.55	0.85	2.73
Tywi Surgery	6.36	3.89	4.85	2.59	4.17	0.65	7.83	0.56	1.85	16.43	0.41	0.58	16.41	0.41	0.05	1.09	2.93
Morfa Lane Surgery	6.13	2.76	2.39	1.88	3.31	0.93	5.91	1.20	1.48	15.11	0.55	1.18	13.26	0.27	0.23	0.84	2.31

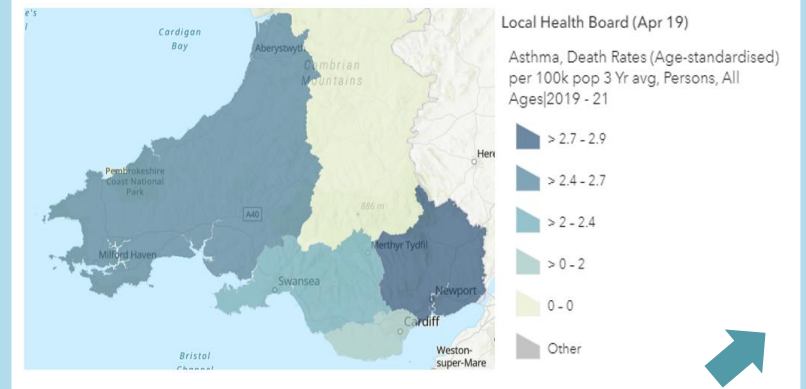
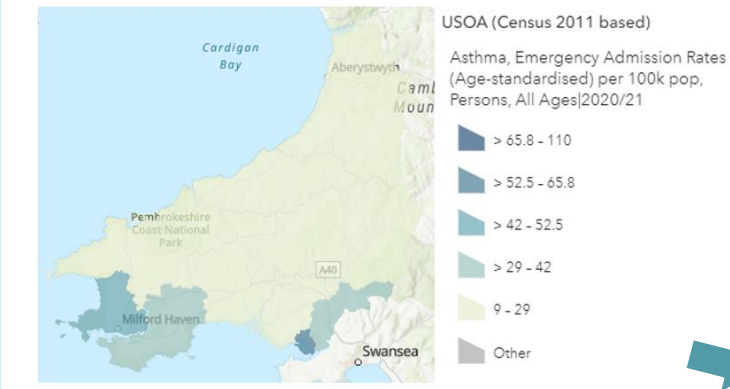
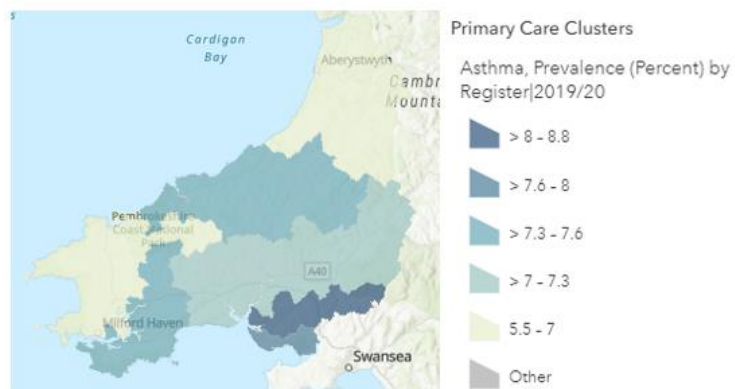
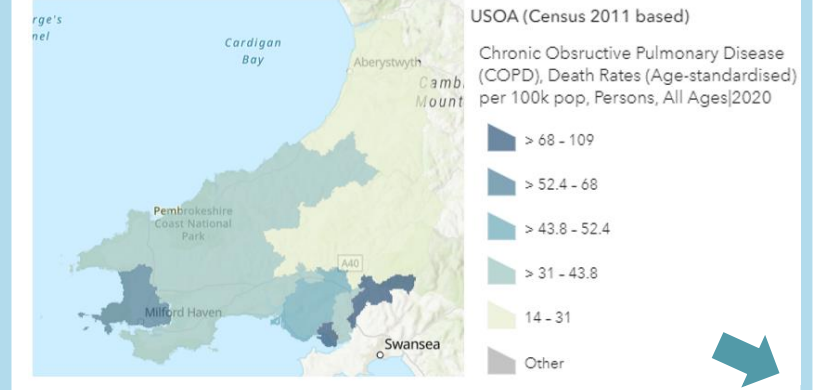
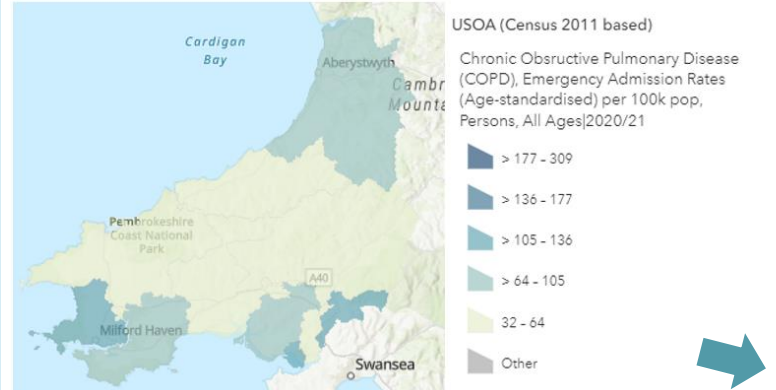
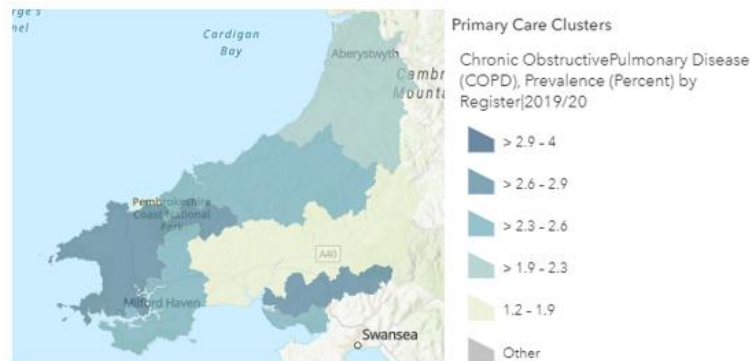
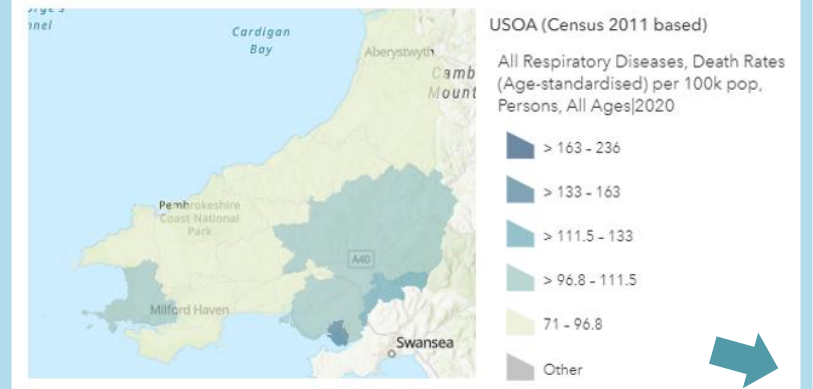
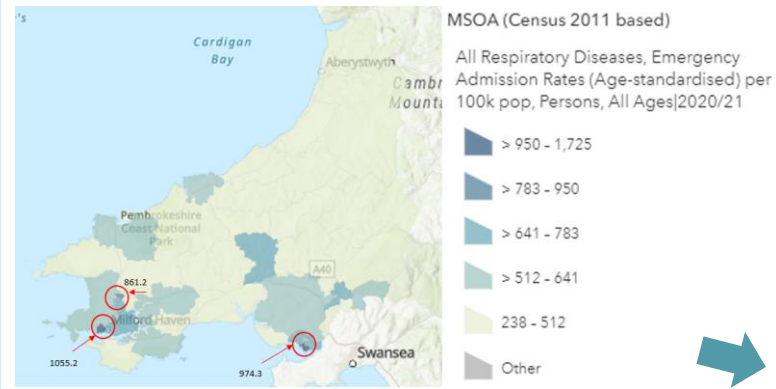
# RESPIRATORY DISEASE

(Where available data are presented at Primary Care Cluster level or Upper Super Output Area USOA).

## EMERGENCY ADMISSIONS

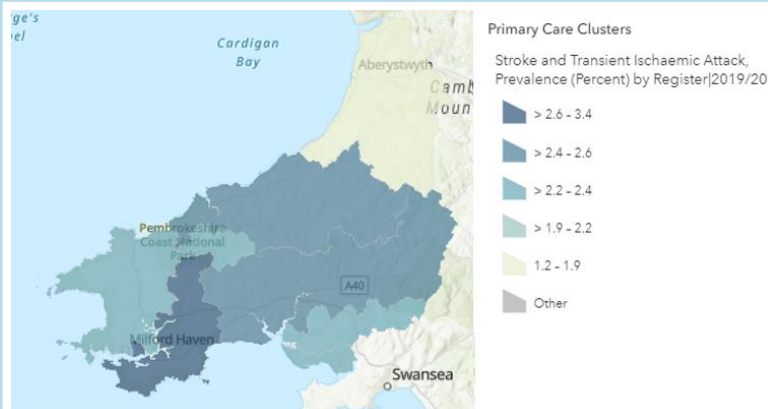
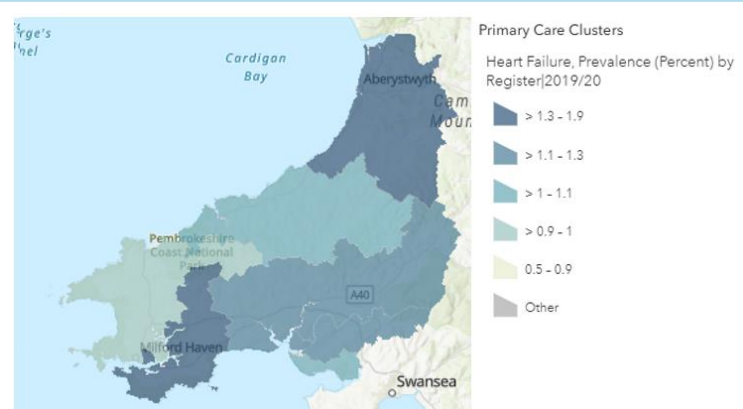
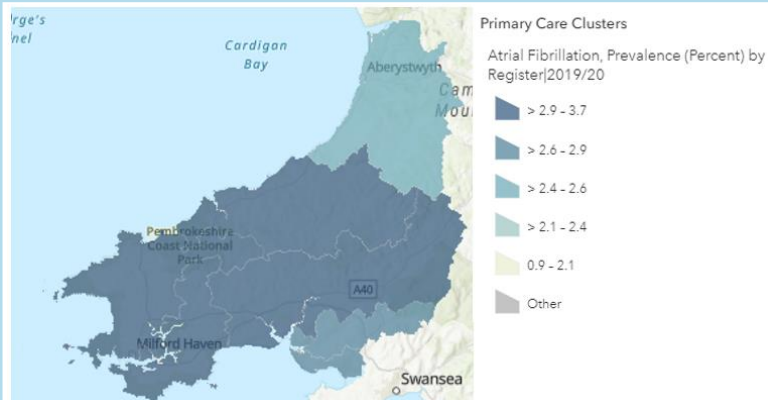
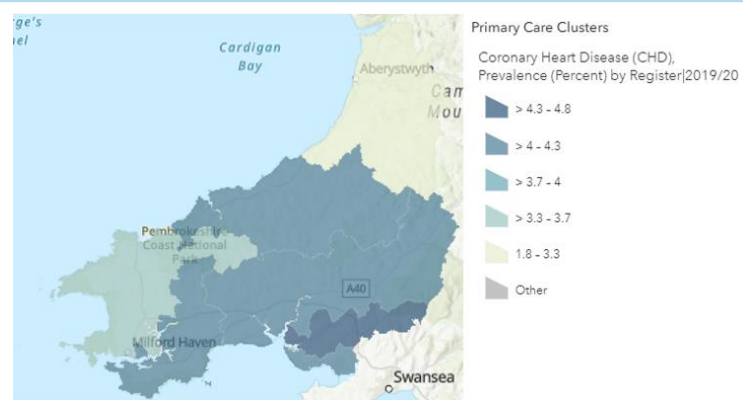
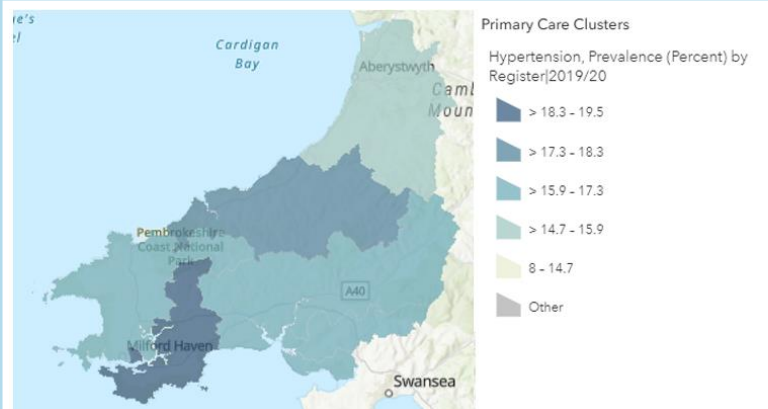
## DEATHS

### PREVALENCE

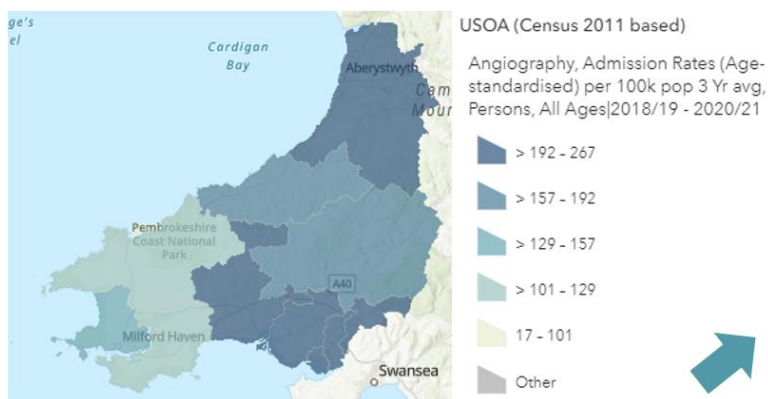
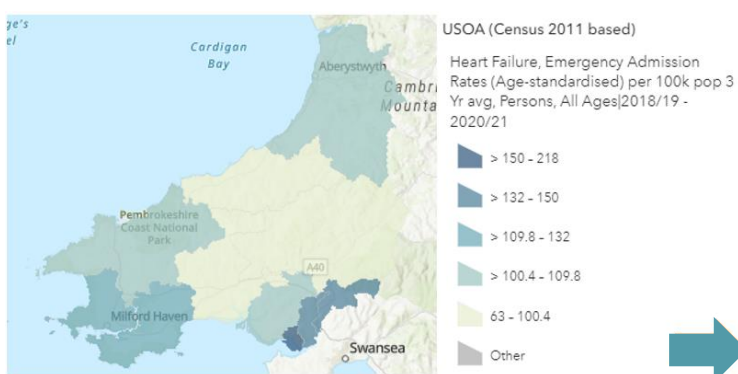
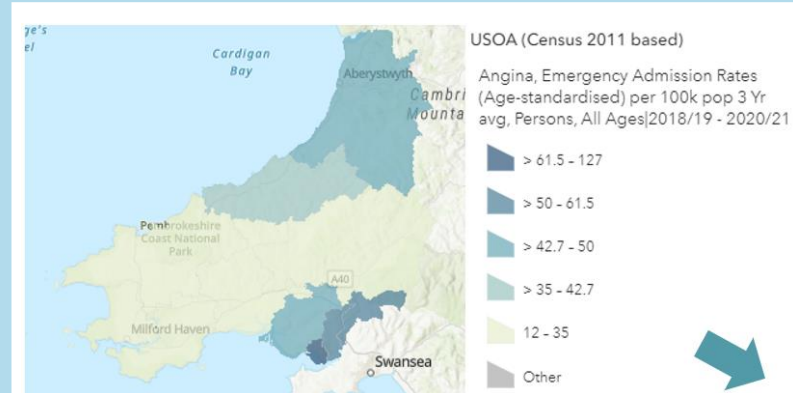
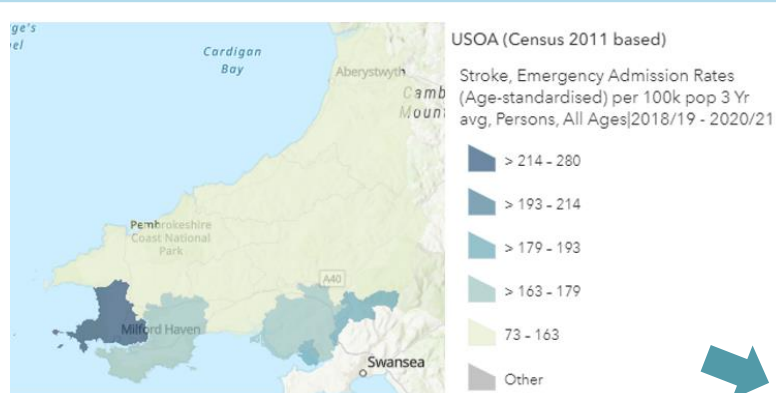
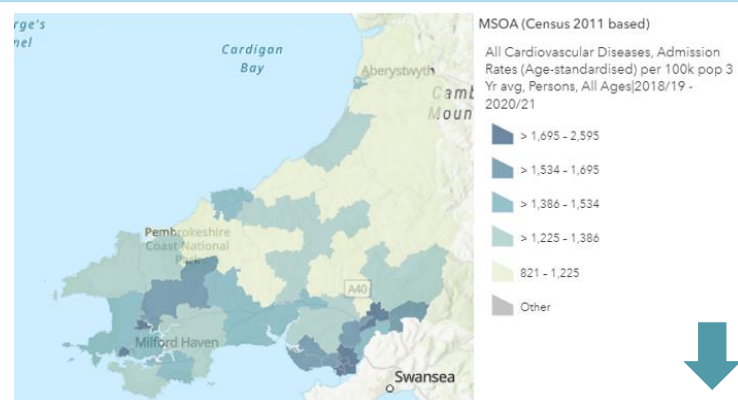
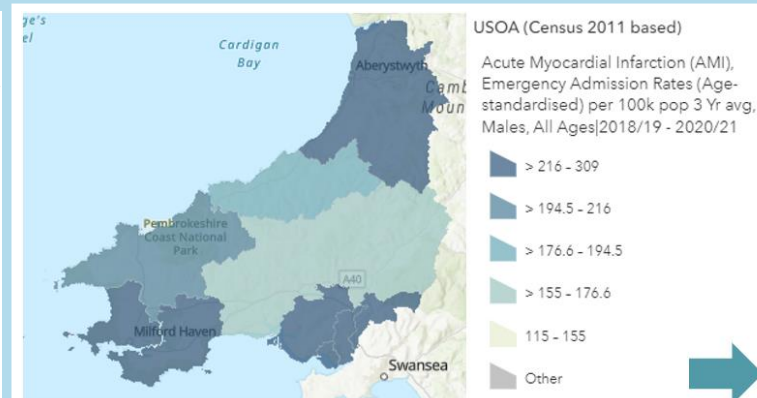
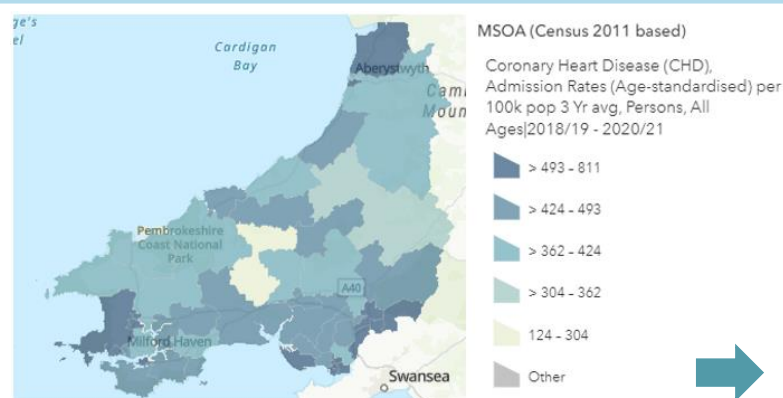




# CARDIOVASCULAR DISEASE: PREVALENCE

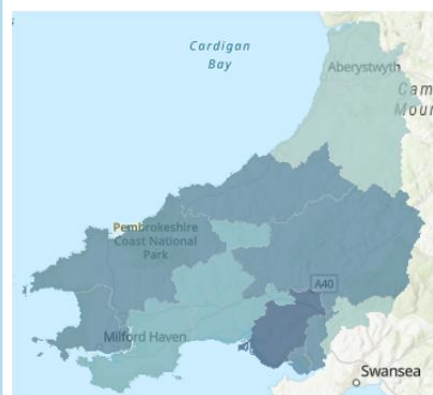


# CARDIOVASCULAR DISEASE: ADMISSIONS



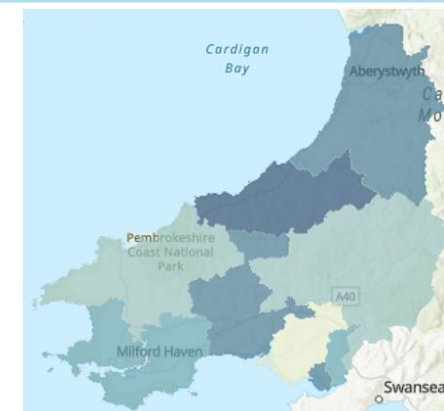


# CARDIOVASCULAR DISEASE: DEATHS



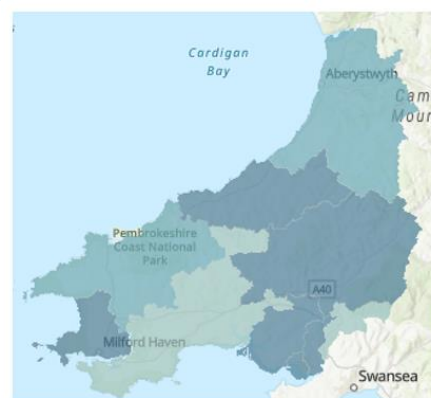
USOA (Census 2011 based)  
All Heart Disease, Death Rates (Age-standardised) per 100k pop, Persons, All Ages|2020

- > 206 - 275
- > 180 - 206
- > 164 - 180
- > 145 - 164
- 87 - 145
- Other



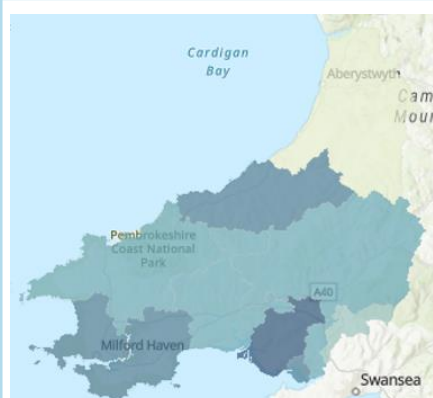
USOA (Census 2011 based)  
All Heart Disease, Death Rates (Age-standardised) per 100k pop, Persons, <75yrs|2020

- > 81 - 159
- > 69.7 - 81
- > 56 - 69.7
- > 46.3 - 56
- 24 - 46.3
- Other



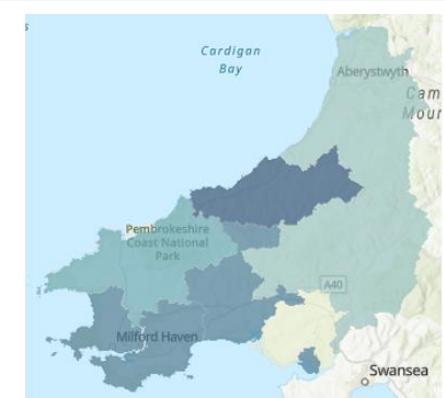
USOA (Census 2011 based)  
All Cardiovascular Diseases, Death Rates (Age-standardised) per 100k pop, Persons, All Ages|2020

- > 301 - 376
- > 263 - 301
- > 239 - 263
- > 217 - 239
- 150 - 217
- Other



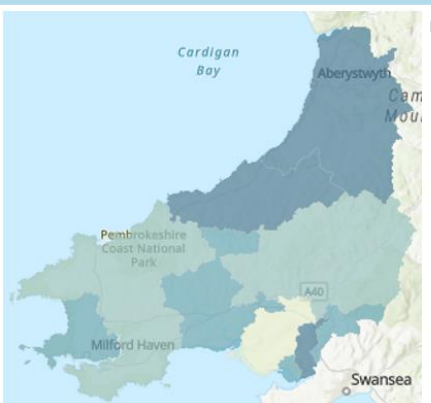
USOA (Census 2011 based)  
Coronary Heart Disease (CHD), Death Rates (Age-standardised) per 100k pop, Persons, All Ages|2020

- > 132 - 188
- > 113 - 132
- > 99 - 113
- > 84 - 99
- 38 - 84
- Other



USOA (Census 2011 based)  
Coronary Heart Disease (CHD), Death Rates (Age-standardised) per 100k pop, Persons, <75yrs|2020

- > 63 - 114
- > 50 - 63
- > 41 - 50
- > 30.7 - 41
- 9 - 30.7
- Other



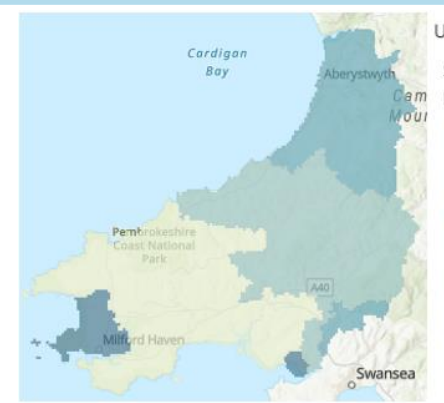
USOA (Census 2011 based)  
All Cardiovascular Diseases, Death Rates (Age-standardised) per 100k pop, Persons, <75yrs|2020

- > 111 - 192
- > 96.7 - 111
- > 81 - 96.7
- > 65 - 81
- 39 - 65
- Other



Local Authority  
Aortic Aneurism, Death Rates (Age-standardised) per 100k pop 3 Yr avg, Persons, All Ages|2019 - 21

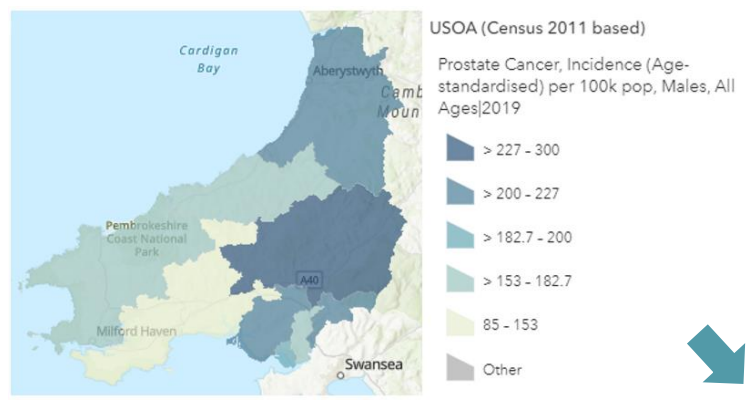
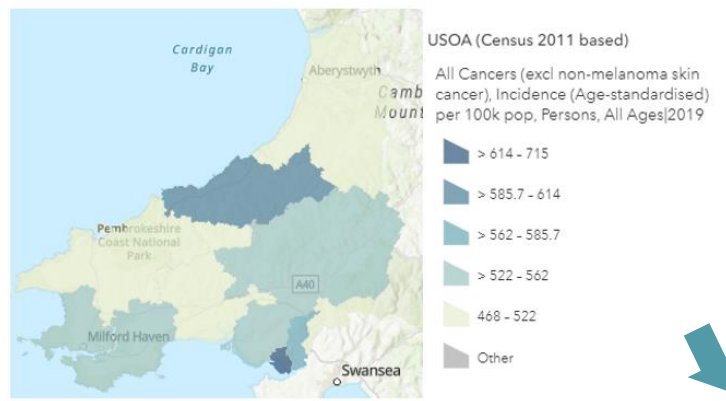
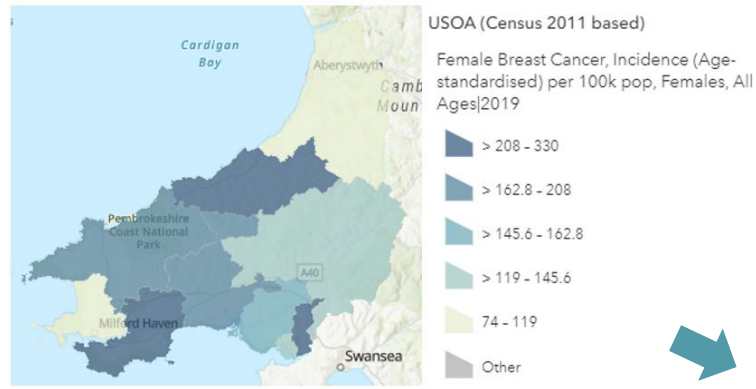
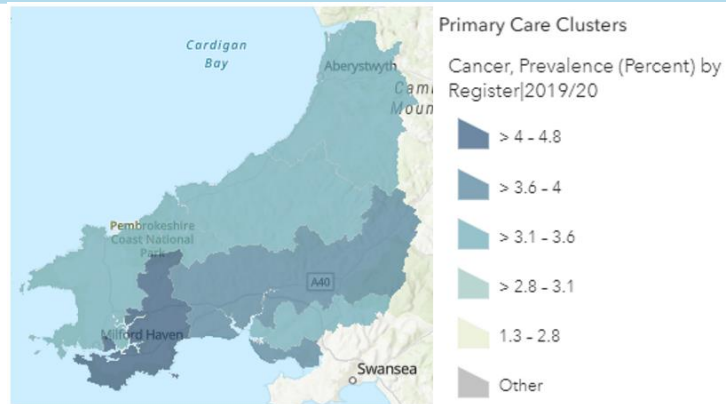
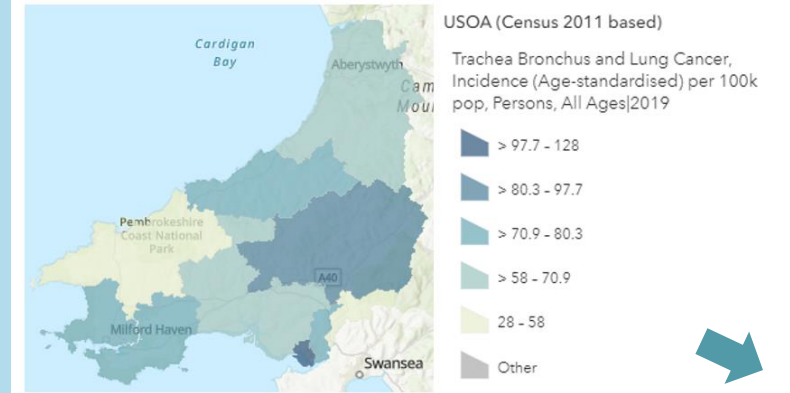
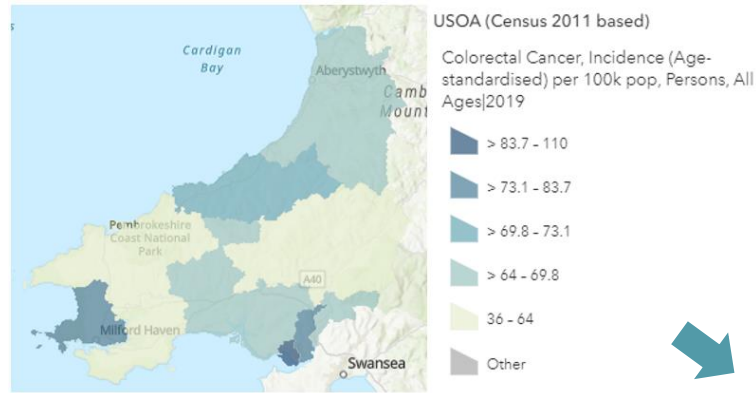
- > 11.3 - 13.2
- > 9.6 - 11.3
- > 8.9 - 9.6
- > 7.9 - 8.9
- 6.3 - 7.9
- Other



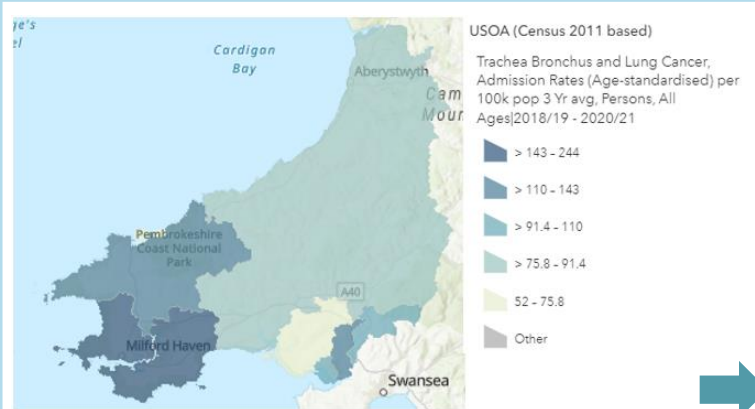
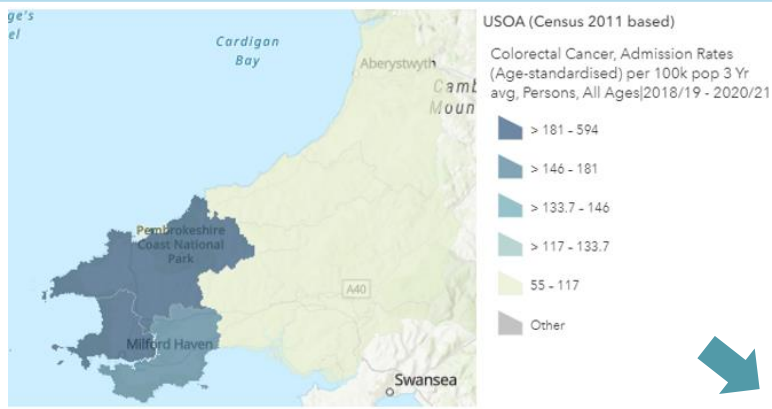
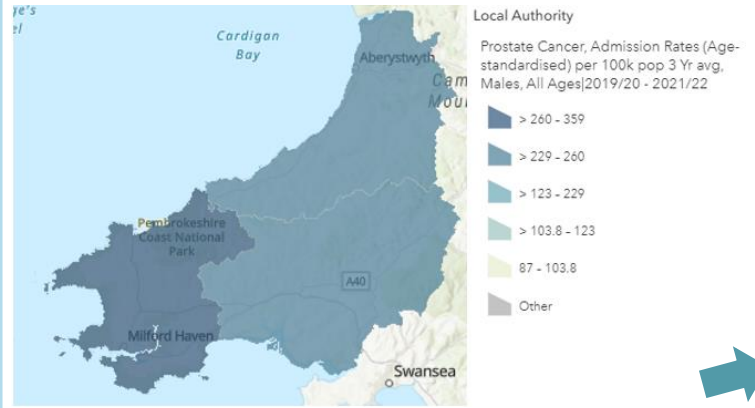
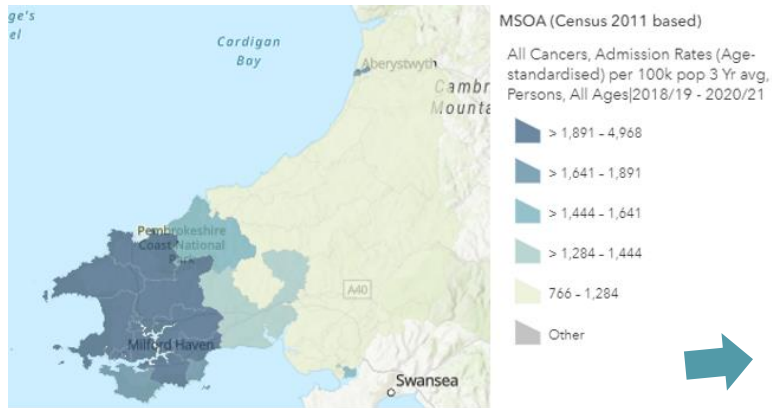
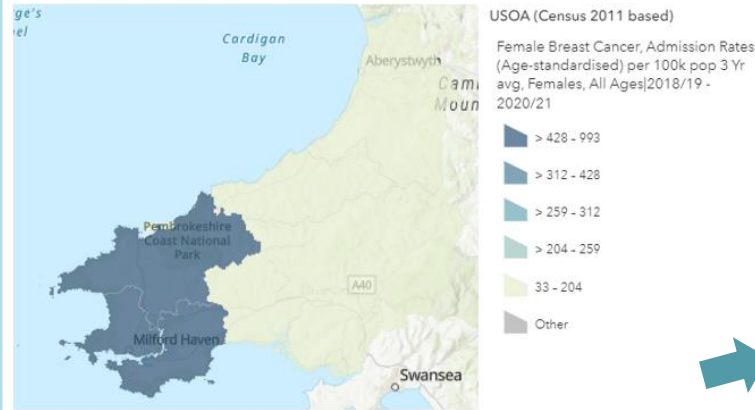
USOA (Census 2011 based)  
Stroke, Death Rates (Age-standardised) per 100k pop, Persons, All Ages|2020

- > 70.9 - 102
- > 61.4 - 70.9
- > 52.7 - 61.4
- > 44.3 - 52.7
- 23 - 44.3
- Other

# CANCER: INCIDENCE

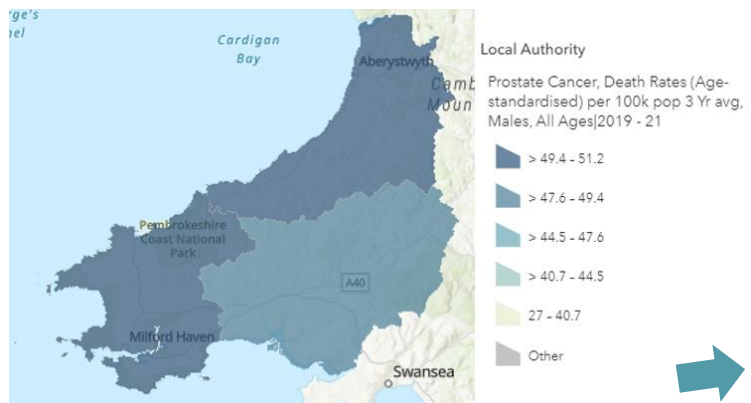
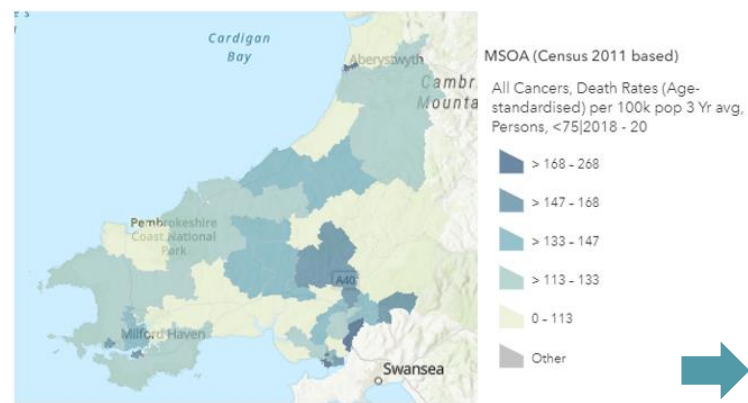
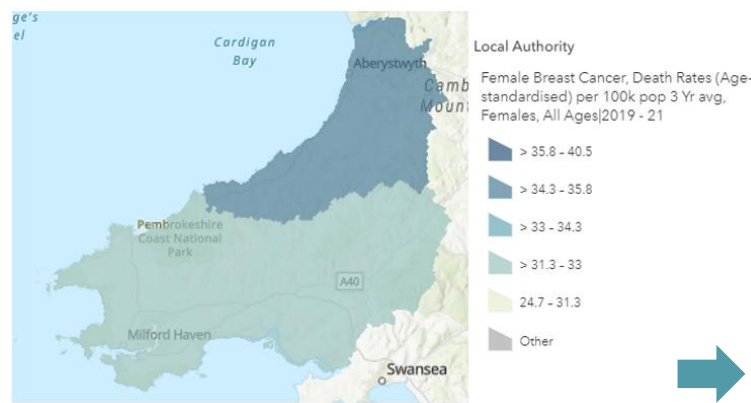
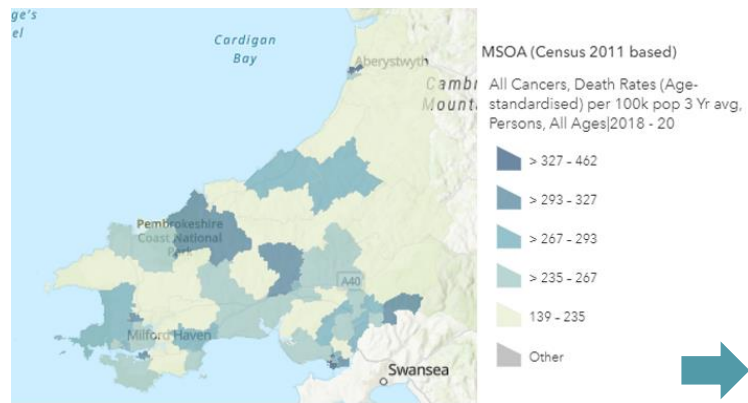
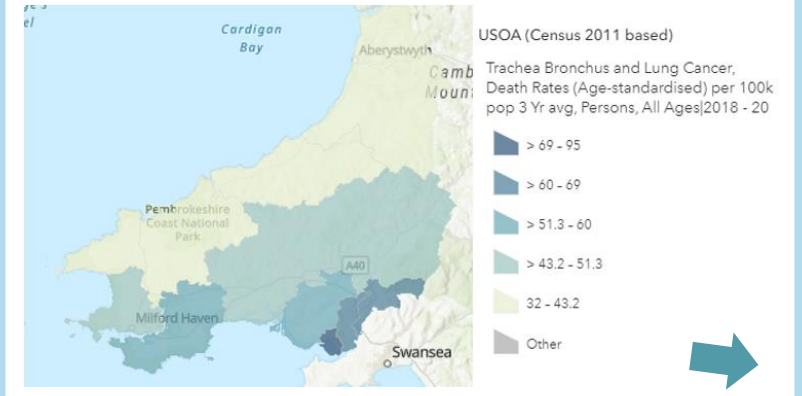
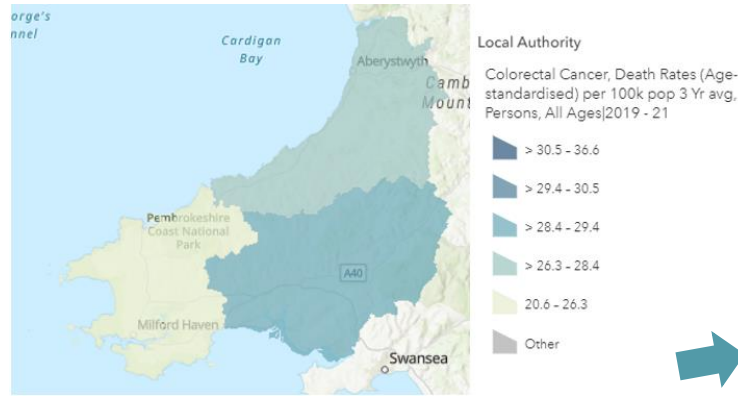


# CANCER: ADMISSIONS

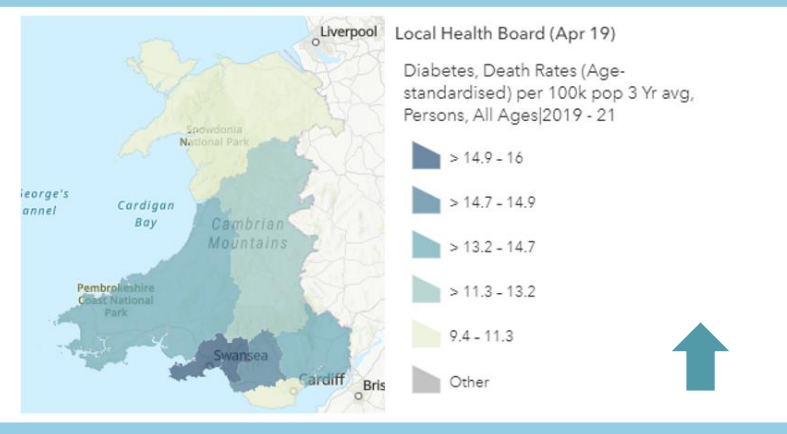
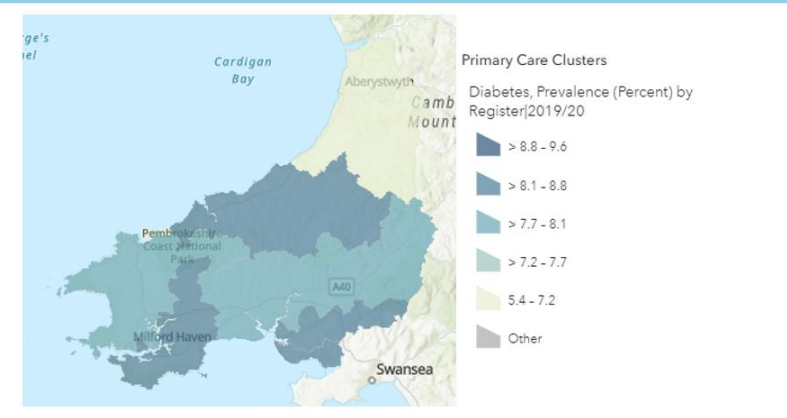




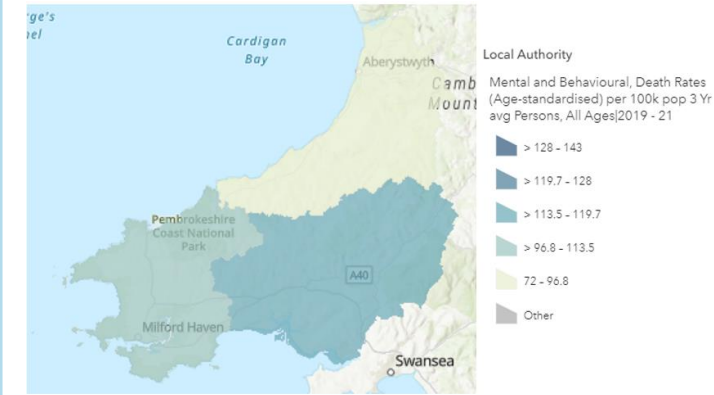
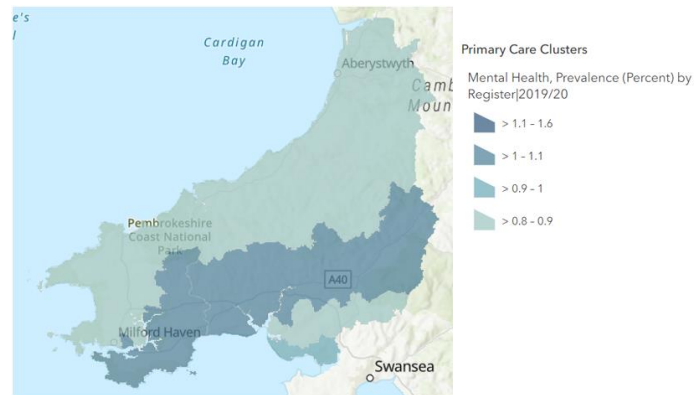
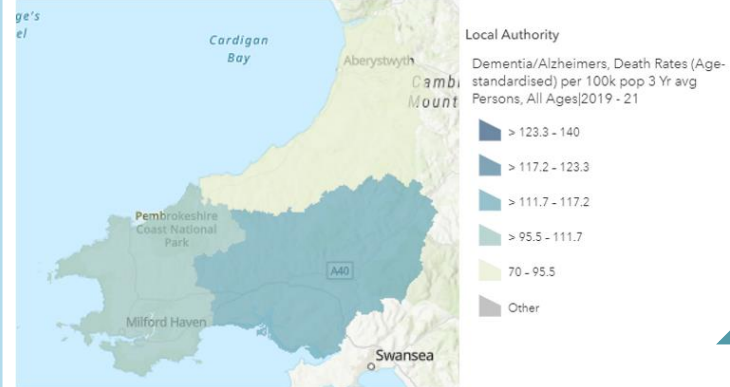
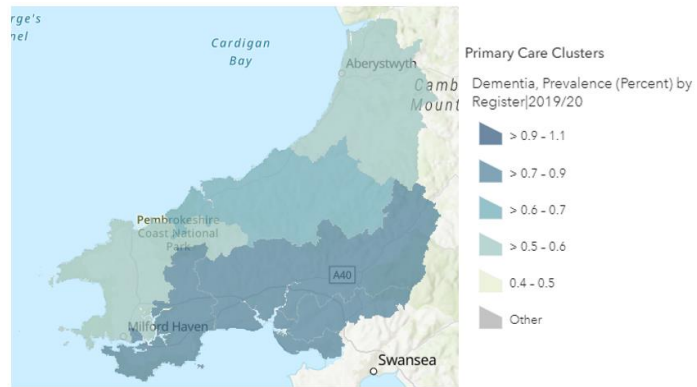
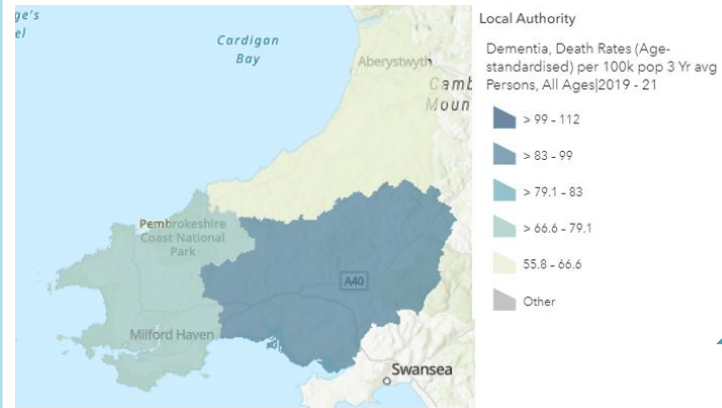
# CANCER: DEATHS



# DIABETES



# DEMENTIA & MENTAL HEALTH








# Amman-Gwendraeth Cluster Profile

*Prepared by: Dawn Esther-Davies, Hywel Dda Public Health Team*

# INTRODUCTION:

- This document provides an overview of data compiled from a number of sources, including, the Office for National Statistics (Census Data), Primary Care Data Portal and the Welsh Index of Multiple Deprivation.
- This information is intended to provide an overview of some of the key issues, at the smallest geographical level available, that have the biggest impact on health for the cluster.
- These data will be reviewed on a regular basis to ensure updates are included.
- These data should be used in conjunction with the Regional Partnership Boards Population Needs Assessment (see attached document) as this provides information on key issues and gaps for key priority groups in Hywel Dda
- PHASE 2 – MAPPING PROGRAMMES & ASSETS?



## PRIORITIES TO IMPROVE POPULATION HEALTH

### 1. PRIORITISE LONG-TERM CONDITIONS THAT HAVE A SIGNIFICANT IMPACT ON POPULATION HEALTH:

- Coronary Heart Disease
- Heart Failure
- Stroke
- Diabetes
- COPD
- Asthma
- Dementia
- Mental Health

### 2. ADDRESS BEHAVIOURAL RISK FACTORS:

- Smoking
- Unhealthy Diet
- Physical Inactivity
- Alcohol & Drug Misuse

### 3. PROMOTE ONGOING CASE FINDING & MONITORING OF CLINICAL RISK FACTORS:

- Hypertension
- Obesity in Children
- Obesity in Adults
- Raised fasting glucose & cholesterol

### 4. CONTINUE TO PROMOTE UPTAKE OF SCREENING PROGRAMMES TO IDENTIFY CANCER AT AN EARLY STAGE:

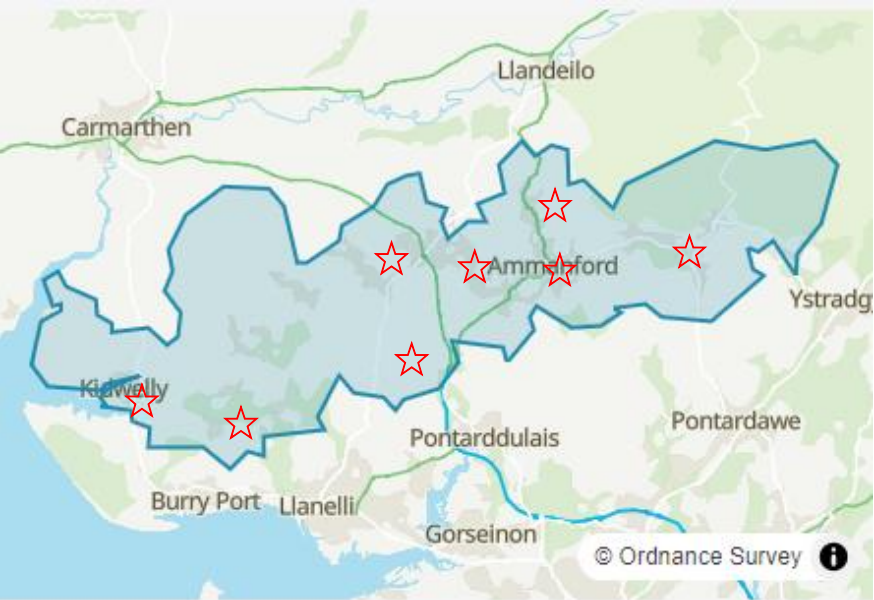
- All Screening Programmes (AAA, Bowel, Breast, Cervical) targeting high risk groups to address health inequalities and vulnerable populations.

### 5. CONTINUE TO PROMOTE INFECTIOUS DISEASE PREVENTION:


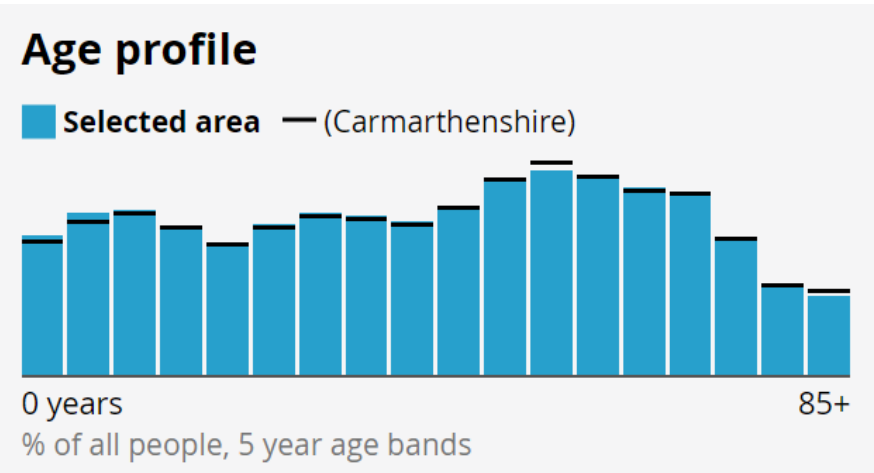
- Influenza vaccination uptake
- Childhood Vaccination uptake
- COVID-19
- Other communicable diseases (e.g. TB, Hep C)

### 6. SOCIO-ECONOMIC & DEMOGRAPHIC RISK FACTORS ARE PART OF THE WIDER DETERMINANTS OF HEALTH AND SHOULD BE CONSIDERED WHEN TARGETING SERVICES/ INTERVENTIONS:

- Consider income Deprivation and the impact of:
  - Cost of Living
  - Food insecurity
- Housing quality & instability, neighbourhood and the built environment all have an impact on physical and mental wellbeing
- Ageing Population (especially those that are frail, at a high risk of falls and People with Dementia)
- Focus on population groups that are at risk of poor health outcomes including people with Learning Disabilities, Autism and Mental Ill Health.
- Consider Multiple Deprivation and especially those communities in the most deprived 20% of WIMD



<b>Population</b> <b>59,900</b> <small>187,900 people in Carmarthenshire Rounded to the nearest 100 people</small>	<b>Number of Households</b> <b>25,800</b> <small>81,800 people in Carmarthenshire Rounded to the nearest 100 people</small>	<b>Households not in Deprivation</b> <b>43.4%</b> (45.3%)	<b>People in poor or very poor general health</b> <b>8.5%</b> (7.5%)
<b>Employed</b> <b>51.9%</b> (52.7%)	<b>Unemployed</b> <b>2.5%</b> (2.5%)	<b>Economically Inactive</b> <b>45.6%</b> (44.8%)	<b>People providing unpaid care</b> <b>12.2%</b> (11.7%)



**Males- 48.9%**  
**Females – 51.1%**



**24.5% Disabled**  
**under the**  
**Equality Act**



**23.9% aged 65+**  
**2.8% aged 85+**



**BAME 2.1%**  
**White 97.5%**  
**Other Ethnic**  
**Group 0.4%**



% of people aged three years  
and over that can speak Welsh

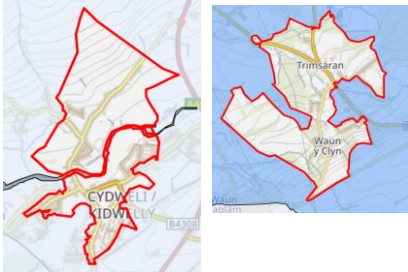
**Cluster 49.9%**  
**Carmarthenshire**  
**39.9%**

### PATIENTS LIVING IN THE MOST DEPRIVED 20% OF WIMD BY GP PRACTICE:

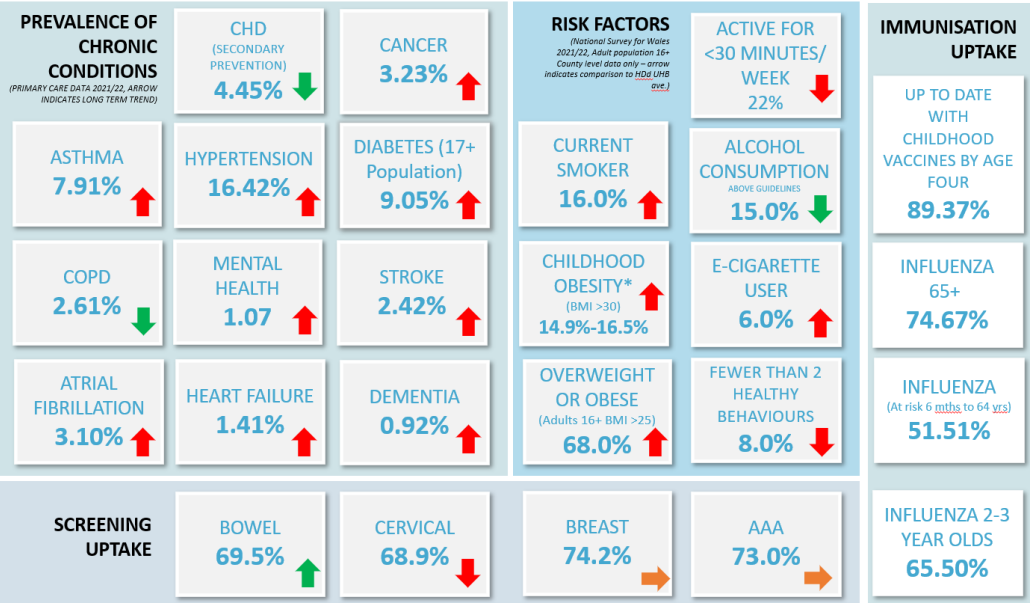
**Minafon Surgery 31.3%**  
**Sarn Surgery 3.5%**  
**Coalbrook Surgery 0.6%**  
**Amman Tawe Partnership 0.6%**  
**Tumble Surgery 0.0%**  
**Brynteg Surgery 0.0%**  
**Margaret Street Practice 0.0%**  
**Penygroes Surgery 0.0%**

### COMMUNITIES IN THE MOST DEPRIVED 20% OF WIMD

**Kidwelly 1**  
**Trimsaran 1**



Source:  
Office for National Statistics, 2021 Census,  
Welsh Index of Multiple Deprivation (WIMD), 2019

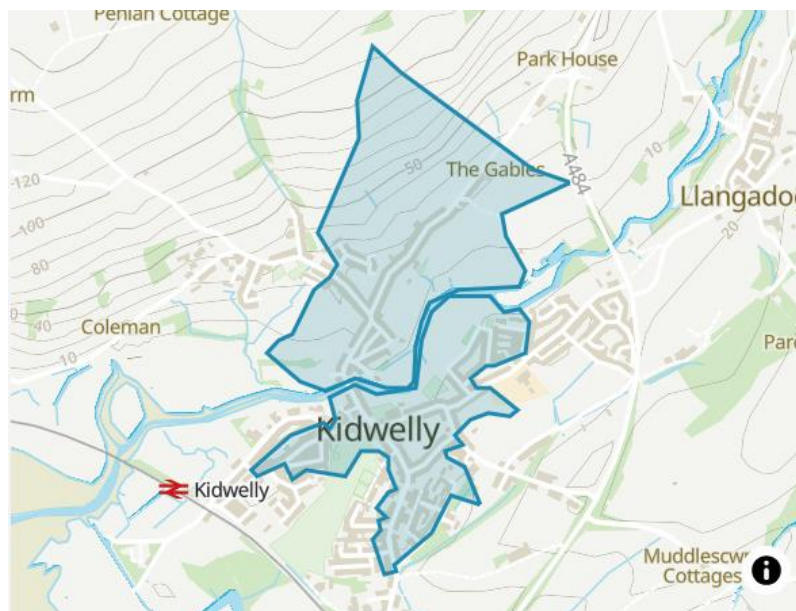


\* Child Measurement Programme Data 2021-22

# Socio-Demographic/Economic Profiles for Communities in the most deprived 20% of WIMD

- Kidwelly 1
- Trimsaran 1

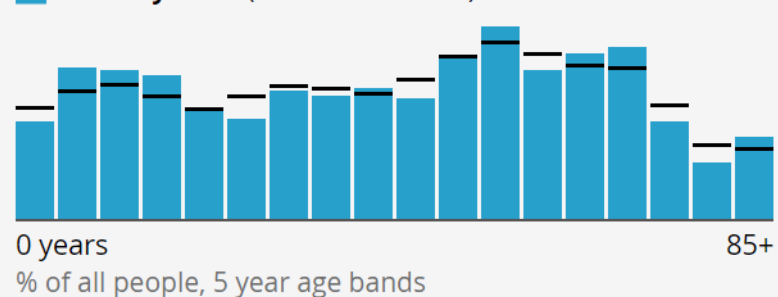




<b>Population</b> <b>1,600</b> <small>187,900 people in Carmarthenshire Rounded to the nearest 100 people</small>	<b>Number of Households</b> <b>720</b> <small>81,800 households in Carmarthenshire Rounded to the nearest 100 households</small>	<b>Households not in Deprivation</b> <b>33.8%</b> (45.3%)	<b>People in poor or very poor general health</b> <b>11.2%</b> (7.5%)
<b>Employed</b> <b>44.7%</b> (52.7%)	<b>Unemployed</b> <b>3.5%</b> (2.5%)	<b>Economically Inactive</b> <b>51.8%</b> (44.8%)	<b>People providing unpaid care</b> <b>13.7%</b> (11.7%)

## Age profile

■ Kidwelly 1 — (Carmarthenshire)



**Females- 52.0%** (51.2%)  
**Males – 48.0%** (48.8%)



**30.0%** (23.0%)  
**Disabled under the Equality Act**



**24.6%** (24.2%) **aged 65+**  
**3.5%** (3.0%) **aged 85+**  
**28.1%** (26.8%) **<24 Yrs.**



% of people aged three years and over that can speak Welsh  
**MSOA 37.8%**  
**Carmarthenshire 39.9%**



**BAME 2.4%** (2.3%)  
**White 97.4%** (97.2%)  
**Oth Ethnic Grp 0.3%** (0.4%)  
**Born outside the UK 4.3%** (5.1%)



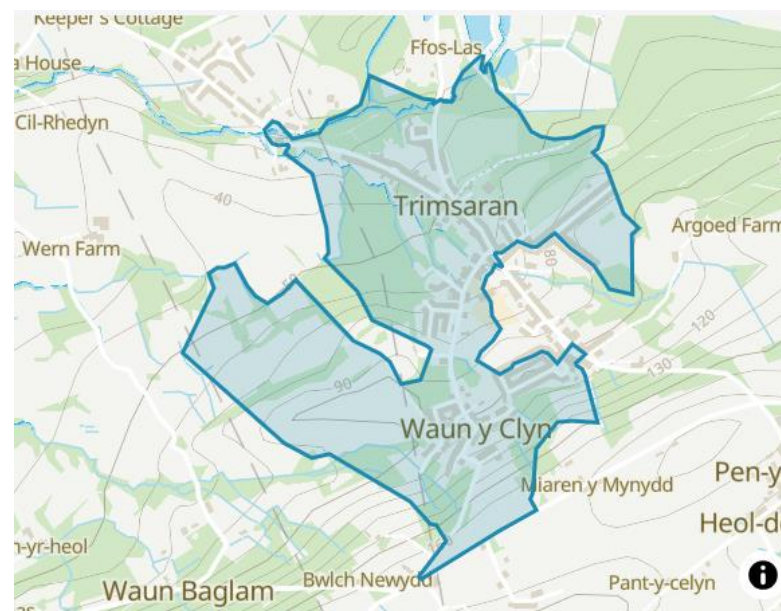
**41.7%** (29.3%)  
**households in Private and social rented sector**



**Children in relative low income families (2021)**  
**28.7%** (n= 192)



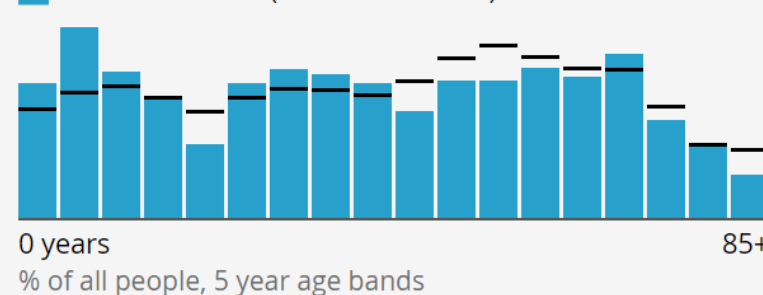
% of people aged 16+ with no qualifications  
**22.3%** (20.0%)



<b>Population</b> <b>1,200</b> <small>187,900 people in Carmarthenshire Rounded to the nearest 100 people</small>	<b>Number of Households</b> <b>520</b> <small>81,800 households in Carmarthenshire Rounded to the nearest 100 households</small>	<b>Households not in Deprivation</b> <b>34.1%</b> (45.3%)	<b>People in poor or very poor general health</b> <b>11.0%</b> (7.5%)
<b>Employed</b> <b>46.1%</b> (52.7%)	<b>Unemployed</b> <b>3.3%</b> (2.5%)	<b>Economically Inactive</b> <b>50.6%</b> (44.8%)	<b>People providing unpaid care</b> <b>13.4%</b> (11.7%)

## Age profile

■ Trimsaran 1 — (Carmarthenshire)



**Females- 51.3%** (51.2%)  
**Males – 48.7%** (48.8%)



**28.9%** (23.0%)  
**Disabled under the Equality Act**



**22.9%** (24.2%) **aged 65+**  
**1.9%** (3.0%) **aged 85+**  
**29.2%** (26.8%) **<24 Yrs.**



% of people aged three years and over that can speak Welsh  
**MSOA 50.0%**  
**Carmarthenshire 39.9%**



**BAME 1.2%** (2.3%)  
**White 98.8%** (97.2%)  
**Oth Ethnic Grp 0.0%** (0.4%)  
**Born outside the UK 1.9%** (5.1%)



**35.5%** (29.3%)  
**households in Private and social rented sector**



**Children in relative low income families (2021)**  
**38.1%** (n= 179)

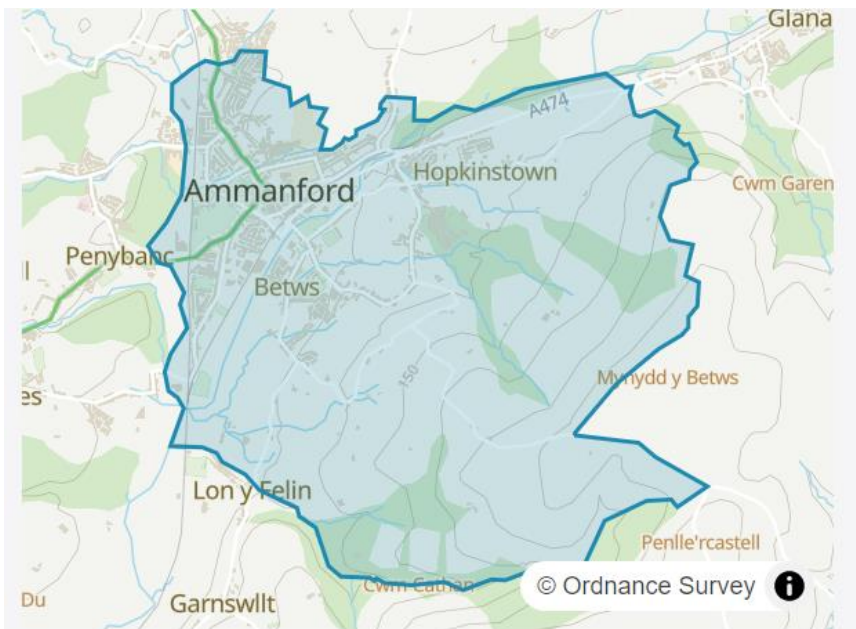


% of people aged 16+ with no qualifications  
**27.3%** (20.0%)



## SOCIO-DEMOGRAPHIC/ECONOMIC PROFILES FOR:

- Ammanford, Betws & Pontamman
- Brynaman, Y Garnant, Glanamman & Quarter Bach
- Cydweli & Trimsaran
- Glyn, Gorslas & Pontyberem
- Hendy & Ty-croes
- Llandybie & Saron
- Llangyndeyrn, Llanddarog & St Ishmael
- Llannon & Pen-y-groes



**Population**  
**7,800**

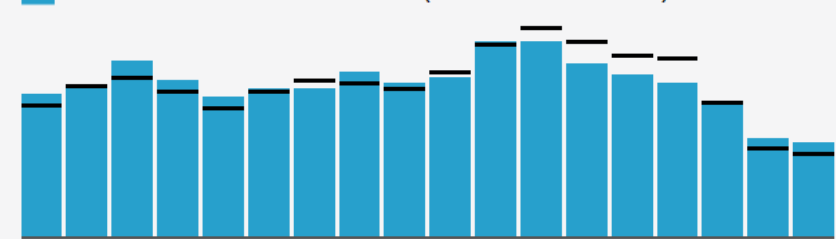
187,900 people in Carmarthenshire  
Rounded to the nearest 100 people

**Number of Households**  
**3,500**

81,800 households in Carmarthenshire  
Rounded to the nearest 100 households

## Age profile

Ammanford & Betws — (Carmarthenshire)




0 years  
% of all people, 5 year age bands



**Males- 48.7%** (48.8%)  
**Females – 51.3%** (51.2%)



**25.1%** (23.0%)  
**Disabled under**  
**the Equality Act**



**23.3%** (24.2%) **aged 65+**  
**3.4%** (3.0%) **aged 85+**  
**27.9%** (26.1%) **aged <24**



**BAME 2.7%** (2.3%)  
**White 96.9%** (97.2%)  
**Other Ethnic Group 0.4%**  
(0.4%)  
**Born outside the UK 4.2%**  
(5.1%)



% of people aged three  
years and over that can  
speak Welsh

**MSOA 48.1%**  
**Carmarthenshire 39.9%**

Working aged people in  
**EMPLOYMENT**  
**DERIVATION**

**14.0%**

People in **INCOME**  
**DEPRIVATION**

**18.0%**

Adults aged 25-64 with **NO**  
**QUALIFICATIONS**

**21.6%** (20.0%)

**EMPLOYED**

**51.0%** (52.7%)

People in **OVERCROWDED**  
**HOUSEHOLDS**

**4.0%**

**HOUSEHOLD TENURE:**  
**RENTED (All)**

**32.8%** (29.3%)

People with a **LIMITING**  
**LONG-TERM ILLNESS**

**25.6%**

**PREMATURE DEATH RATE**  
(per 100K)

**409.5**

Percent of children (under 16 years) living in relative  
low-income families (ONS 2015- 2021)

**AMMANFORD**  
**34.5%** (179 Children)

**BETWS**  
**23.8%** (116 Children)

**PONTAMMAN**  
**30.5%** (127 Children)

Red text indicates highest in  
cluster

**UNEMPLOYED**

**2.3%** (2.5%)

Likelihood of **POOR-**  
**QUALITY HOUSING**

**18.2%**

People in bad or very bad  
**GENERAL HEALTH**

**8.4%** (7.5%)

GP recorded **MENTAL**  
**HEALTH CONDITION**

**20.8%**

Provision of  
**UNPAID CARE**

**12.3%** (11.4%)

**ECONOMICALLY INACTIVE**

**46.6%** (44.8%)

Households **NOT**  
**DEPRIVED** any dimension\*

**41.5%** (45.3%)

GP recorded **CHRONIC**  
**CONDITION**

**13.6%**

**CANCER INCIDENCE** rate  
per 100K

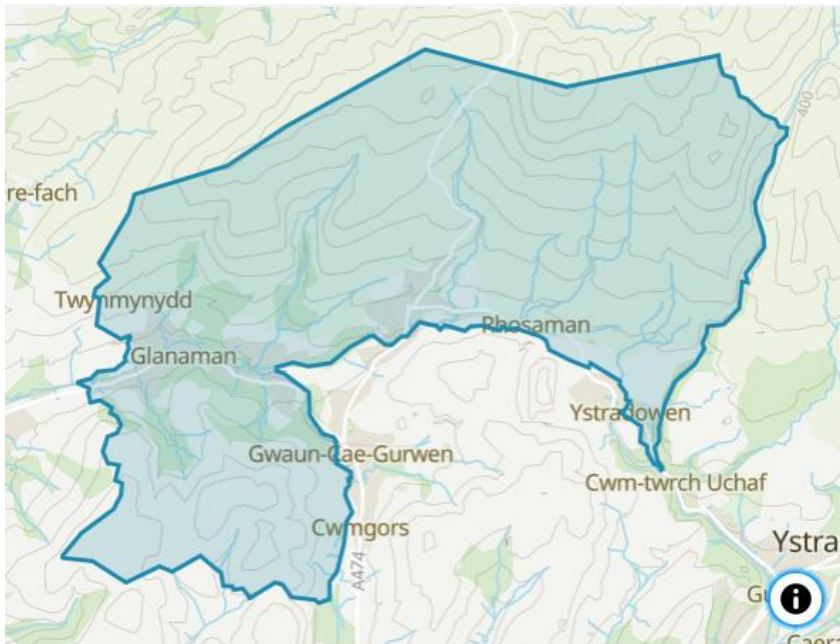
**624.6**

Children aged 4-5 who are  
**OBESE.**

**12.0%**

**SOURCE:** Welsh Index of Multiple  
Deprivation (2019)  
ONS, 2021 Census  
ONS, Children in Low Income Families,  
2022  
Carmarthenshire Ave in (%) where  
available

\* The dimensions of deprivation used to classify households include **EDUCATION** (no one has level 2 qualifications); **EMPLOYMENT** (if any household member is unemployed/ economically inactive due to long-term sickness or disability); **HEALTH** (any person in the household has general health that is bad or very bad or is identified as disabled); **HOUSING** (household accommodation is either overcrowded, in a shared dwelling, or has no central heating).



**Population**  
**7,400**

187,900 people in Carmarthenshire  
Rounded to the nearest 100 people

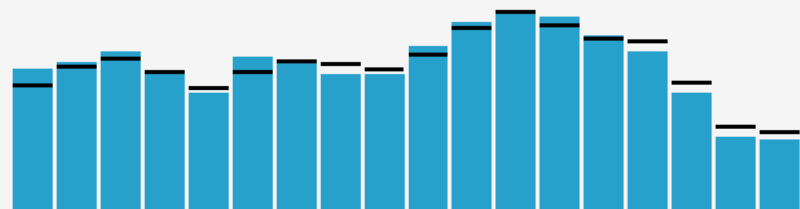
**Number of Households**  
**3,200**

81,800 households in Carmarthenshire  
Rounded to the nearest 100 households

## Age profile

■ Brynaman, Y Garnant & Glanamman

— (Carmarthenshire)




0 years  
% of all people, 5 year age bands



**Males- 49.2%** (48.8%)  
**Females – 50.8%** (51.2%)



**25.7%** (23.0%)  
**Disabled under**  
**the Equality Act**



**22.1%** (24.2%) **aged 65+**  
**2.7%** (3.0%) **aged 85+**  
**26.9%** (26.1%) **aged <24**



**BAME 1.8%** (2.3%)  
**White 97.5%** (97.2%)  
**Other Ethnic Group**  
**0.6%** (0.4%)  
**Born outside the UK**  
**3.2%** (5.1%)



% of people aged three years  
and over that can speak Welsh

**MSOA 53.2%**  
**Carmarthenshire 39.9%**

Working aged people in  
**EMPLOYMENT**  
**DERIVATION**  
**14.0%**

People in **INCOME**  
**DEPRIVATION**  
**19.0%**

Adults aged 25-64 with **NO**  
**QUALIFICATIONS**  
**21.5%** (20.0%)

**EMPLOYED**  
**48.9%** (52.7%)

People in **OVERCROWDED**  
**HOUSEHOLDS**  
**4.4%**

**HOUSEHOLD TENURE:**  
**RENTED (All)**  
**32.4%** (29.3%)

People with a **LIMITING**  
**LONG-TERM ILLNESS**  
**28.3%**

**PREMATURE DEATH RATE**  
(per 100K)  
**403.8**

**SOURCE:** Welsh Index of Multiple  
Deprivation (2019)  
ONS, 2021 Census  
ONS, Children in Low Income Families, 2022  
Carmarthenshire Ave in (%) where available

Percent of children (under 16 years) living in relative  
low-income families (ONS 2015- 2021)

**GARNANT**  
**35.3%** (157 Children)

**GLANAMMAN**  
**37.8%** (165 Children)

**QUARTER BACH**  
**29.4%** (157 Children)

Red text indicates highest in  
cluster

**UNEMPLOYED**  
**3.6%** (2.5%)

**ECONOMICALLY INACTIVE**  
**47.5%** (44.8%)

Likelihood of **POOR-**  
**QUALITY HOUSING**  
**28.9%**

Households **NOT**  
**DEPRIVED** any dimension\*  
**38.9%** (45.3%)

People in bad or very bad  
**GENERAL HEALTH**  
**9.2%** (7.5%)

GP recorded **CHRONIC**  
**CONDITION**  
**14.9%**

GP recorded **MENTAL**  
**HEALTH CONDITION**  
**18.6%**

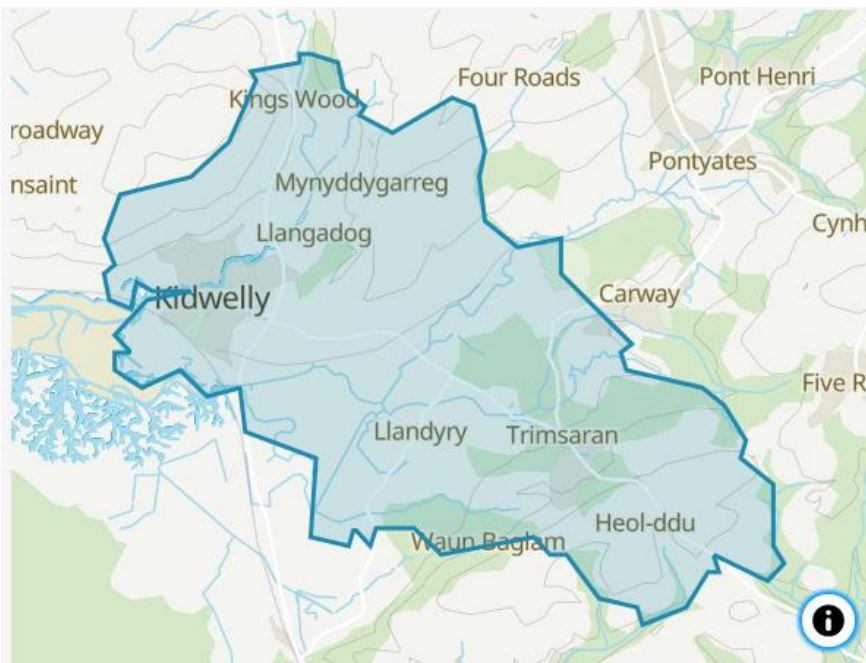
**CANCER INCIDENCE** rate  
per 100K  
**681.7**

Provision of  
**UNPAID CARE**  
**11.9%** (11.4%)

Children aged 4-5 who are  
**OBESE.**  
**14.0%**

★ The dimensions of deprivation used to classify households include **EDUCATION** (no one has level 2 qualifications); **EMPLOYMENT** (if any household member is unemployed/economically inactive due to long-term sickness or disability); **HEALTH** (any person in the household has general health that is bad or very bad or is identified as disabled); **HOUSING** (household accommodation is either overcrowded, in a shared dwelling, or has no central heating).





**Population**  
**6,200**

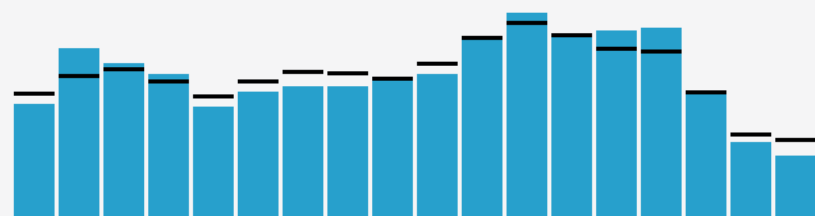
187,900 people in Carmarthenshire  
Rounded to the nearest 100 people

**Number of Households**  
**2,700**

81,800 households in Carmarthenshire  
Rounded to the nearest 100 households

## Age profile

■ Cydweli and Trimsaran — (Carmarthenshire)



0 years  
% of all people, 5 year age bands



**Males- 48.3%** (48.8%)  
**Females – 51.7%** (51.2%)



**27.5%** (23.0%)  
**Disabled under**  
**the Equality Act**



**24.9%** (24.2%) **aged 65+**  
**3.0%** (3.0%) **aged 85+**  
**26.9%** (26.1%) **aged <24**



**BAME 1.6%** (2.3%)  
**White 98.2%** (97.2%)  
**Other Ethnic Group 0.2%**  
(0.4%)  
**People born outside the UK**  
**2.8%** (5.1%)



% of people aged three  
years and over that can  
speak Welsh

**MSOA 40.6%**  
**Carmarthenshire 39.9%**

Working aged people in  
**EMPLOYMENT**  
**DERIVATION**  
**14.0%**

People in **INCOME**  
**DEPRIVATION**  
**20.0%**

Adults aged 25-64 with **NO**  
**QUALIFICATIONS**  
**21.6%** (20.0%)

**EMPLOYED**  
**47.6%** (52.7%)

People in **OVERCROWDED**  
**HOUSEHOLDS**  
**5.84%**

**HOUSEHOLD TENURE:**  
**RENTED (All)**  
**23.3%** (29.3%)

People with a **LIMITING**  
**LONG-TERM ILLNESS**  
**28.7%**

**PREMATURE DEATH RATE**  
(per 100K)  
**376.1**

SOURCE: Welsh Index of Multiple  
Deprivation (2019)  
ONS, 2021 Census ONS,  
Children in Low Income Families, 2022  
Carmarthenshire Ave in (%) where  
available

Percent of children (under 16 years) living in relative low-income  
families (ONS 2015- 2021)

**KIDWELLY**  
**28.7%** (192 Children)

**TRIMSARAN**  
**38.1%** (179 Children)

Red text indicates highest in  
cluster

**UNEMPLOYED**  
**2.8%** (2.5%)

**ECONOMICALLY INACTIVE**  
**49.6%** (44.8%)

Likelihood of **POOR-**  
**QUALITY HOUSING**  
**16.3%**

Households **NOT**  
**DEPRIVED** any  
dimension\*  
**38.5%** (45.3%)

People in bad or very bad  
**GENERAL HEALTH**  
**9.7%** (7.5%)

GP recorded **CHRONIC**  
**CONDITION**  
**15.4%**

GP recorded **MENTAL**  
**HEALTH CONDITION**  
**20.5%**

**CANCER INCIDENCE** rate  
per 100K  
**662.6**

Provision of  
**UNPAID CARE**  
**13.6%** (11.4%)

Children aged 4-5 who are  
**OBESE**  
**11.9%**

\* The dimensions of deprivation used to classify households include **EDUCATION** (no one has level 2 qualifications); **EMPLOYMENT** (if any household member is unemployed/ economically inactive due to long-term sickness or disability); **HEALTH** (any person in the household has general health that is bad or very bad or is identified as disabled); **HOUSING** (household accommodation is either overcrowded, in a shared dwelling, or has no central heating).



**Population**  
**10,100**

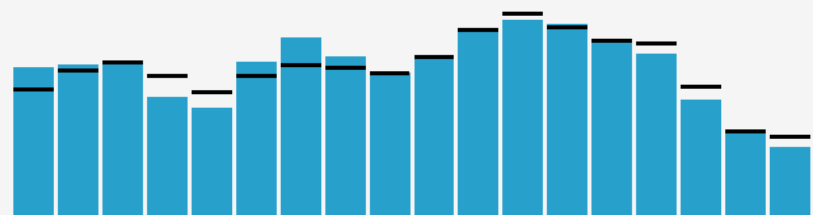
187,900 people in Carmarthenshire  
Rounded to the nearest 100 people

**Number of Households**  
**4,300**

81,800 households in Carmarthenshire  
Rounded to the nearest 100 households

## Age profile

■ Glyn & Pontyberem — (Carmarthenshire)



0 years  
% of all people, 5 year age bands



**Males- 49.1% (48.8%)**  
**Females – 50.9% (51.2%)**



**22.2% (23.0%)**  
**Disabled under**  
**the Equality Act**



**23.1% (24.2%) aged 65+**  
**2.6% (3.0%) aged 85+**  
**25.6% (26.1%) aged <24**



**BAME 1.3% (2.3%)**  
**White 98.6% (97.2%)**  
**Other Ethnic Group 0.1%**  
**(0.4%)**  
**Born outside the UK 2.7%**  
**(5.1%)**



% of people aged three  
years and over that can  
speak Welsh

**MSOA 58.1%**  
**Carmarthenshire 39.9%**

Working aged people in  
**EMPLOYMENT**  
**DERIVATION**  
**10.0%**

People in **INCOME**  
**DEPRIVATION**  
**12.0%**

Adults aged 25-64 with **NO**  
**QUALIFICATIONS**  
**19.1%** (20.0%)

**EMPLOYED**  
**56.3%** (52.7%)

People in **OVERCROWDED**  
**HOUSEHOLDS**  
**3.92%**

**HOUSEHOLD TENURE:**  
**RENTED (All)**  
**22.5%** (29.3%)

People with a **LIMITING**  
**LONG-TERM ILLNESS**  
**24.7%**

**PREMATURE DEATH RATE**  
**(per 100K)**  
**351.4**

**SOURCE:** Welsh Index of Multiple  
Deprivation (2019)  
ONS, 2021 Census  
ONS, Children in Low Income Families,  
2022  
Carmarthenshire Ave in (%) where  
available

Percent of children (under 16 years) living in relative  
low-income families (ONS 2015- 2021)

**GLYNN**  
**23.1%** (86 Children)

**PONTYBEREM**  
**29.8%** (147 Children)

**GORSLAS**  
**15.9%** (140 Children)

Red text indicates highest in  
cluster

**UNEMPLOYED**  
**1.8%** (2.5%)

**ECONOMICALLY INACTIVE**  
**41.9%** (44.8%)

Likelihood of **POOR-**  
**QUALITY HOUSING**  
**21.2%**

Households **NOT**  
**DEPRIVED** any dimension\*  
**48.2%** (45.3%)

People in bad or very bad  
**GENERAL HEALTH**  
**7.1%** (7.5%)

GP recorded **CHRONIC**  
**CONDITION**  
**14.0%**

GP recorded **MENTAL**  
**HEALTH CONDITION**  
**18.6%**

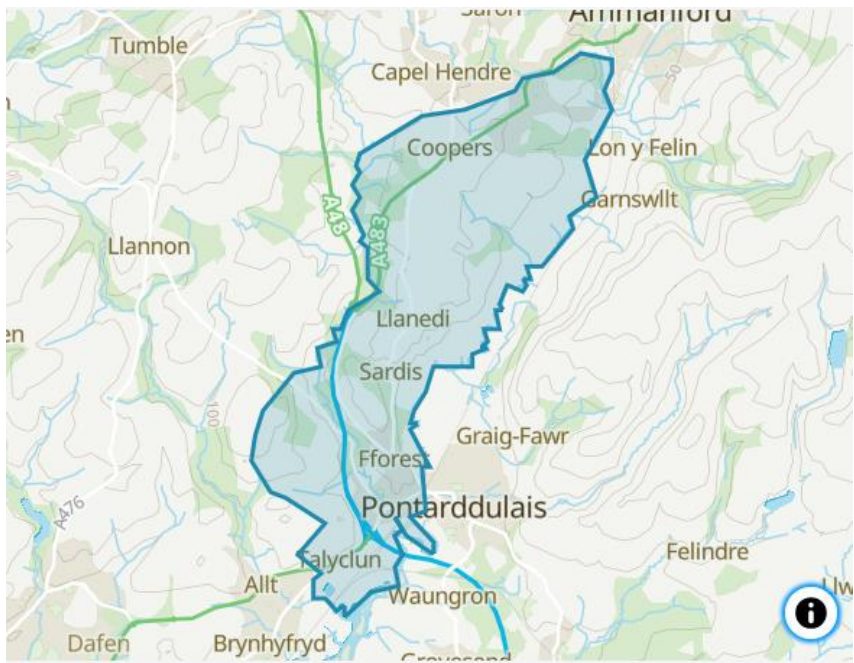
**CANCER INCIDENCE rate**  
**per 100K**  
**576.7**

Provision of  
**UNPAID CARE**  
**11.6%** (11.4%)

Children aged 4-5 who are  
**OBESE**  
**10.8%**

★ The dimensions of deprivation used to classify households include **EDUCATION** (no one has level 2 qualifications); **EMPLOYMENT** (if any household member is unemployed/ economically inactive due to long-term sickness or disability); **HEALTH** (any person in the household has general health that is bad or very bad or is identified as disabled); **HOUSING** (household accommodation is either overcrowded, in a shared dwelling, or has no central heating).





**Population**  
**5,900**

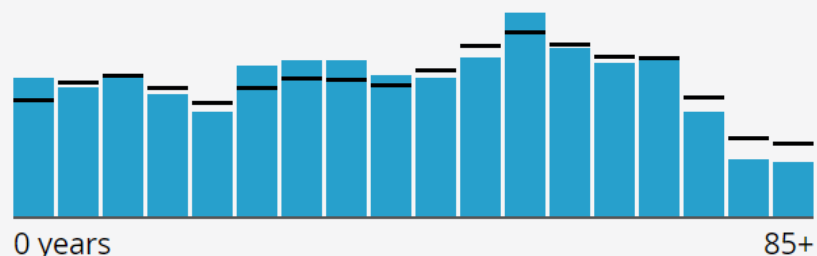
187,900 people in Carmarthenshire  
Rounded to the nearest 100 people

**Number of Households**  
**2,500**

81,800 households in Carmarthenshire  
Rounded to the nearest 100 households

## Age profile

**Hendy & Tycroes** — (Carmarthenshire)




0 years  
% of all people, 5 year age bands



**Males- 48.7%** (48.8%)  
**Females – 51.3%** (51.2%)



**19.7%** (23.0%)  
**Disabled under**  
**the Equality Act**



**26.1%** (24.2%) **aged 65+**  
**2.2%** (3.0%) **aged 85+**  
**26.9%** (26.1%) **aged <24**



**BAME 2.0%** (2.3%)  
**White 97.5%** (97.2%)  
**Other Ethnic Group 0.5%** (0.4%)  
**People born outside the UK**  
**3.7%** (5.1%)



% of people aged three  
years and over that can  
speak Welsh

**MSOA 39.6%**  
**Carmarthenshire 39.9%**

Working aged people in  
**EMPLOYMENT DERIVATION**  
**8.0%**

People in **INCOME**  
**DEPRIVATION**  
**11.0%**

Adults aged 25-64 with **NO**  
**QUALIFICATIONS**  
**15.2%** (20.0%)

**EMPLOYED**  
**58.1%** (52.7%)

People in **OVERCROWDED**  
**HOUSEHOLDS**  
**3.81%**

**HOUSEHOLD TENURE:**  
**RENTED (All)**  
**21.0%** (29.3%)

People with a **LIMITING**  
**LONG-TERM ILLNESS**  
**22.5%**

**PREMATURE DEATH RATE**  
(per 100K)  
**333.0**

**SOURCE:** Welsh Index of Multiple  
Deprivation (2019)  
ONS, 2021 Census  
ONS, Children in Low Income Families,  
2022  
Carmarthenshire Ave in (%) where  
available

Percent of children (under 16 years) living in relative low-income  
families (ONS 2015- 2021)

**HENDY**  
**20.9%** (133 Children)

**TYCROES**  
**20.1%** (90 Children)

Red text indicates highest in  
cluster

**UNEMPLOYED**  
**2.5%** (2.5%)

**ECONOMICALLY INACTIVE**  
**39.5%** (44.8%)

Likelihood of **POOR-**  
**QUALITY HOUSING**  
**20.0%**

Households **NOT**  
**DEPRIVED** any dimension\*  
**52.5%** (45.3%)

People in bad or very bad  
**GENERAL HEALTH**  
**6.0%** (7.5%)

GP recorded **CHRONIC**  
**CONDITION**  
**13.2%**

GP recorded **MENTAL**  
**HEALTH CONDITION**  
**19.0%**

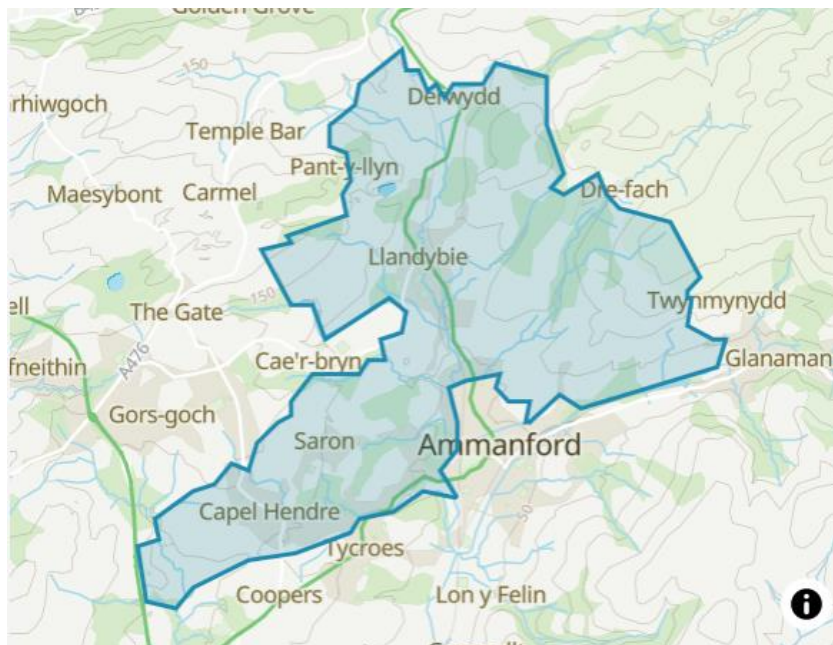
**CANCER INCIDENCE** rate  
per 100K  
**564.2**

Provision of  
**UNPAID CARE**  
**11.5%** (11.4%)

Children aged 4-5 who are  
**OBESE.**  
**14.5%**

★ The dimensions of deprivation used to classify households include **EDUCATION** (no one has level 2 qualifications); **EMPLOYMENT** (if any household member is unemployed/ economically inactive due to long-term sickness or disability); **HEALTH** (any person in the household has general health that is bad or very bad or is identified as disabled); **HOUSING** (household accommodation is either overcrowded, in a shared dwelling, or has no central heating).





**Population**  
**8,700**

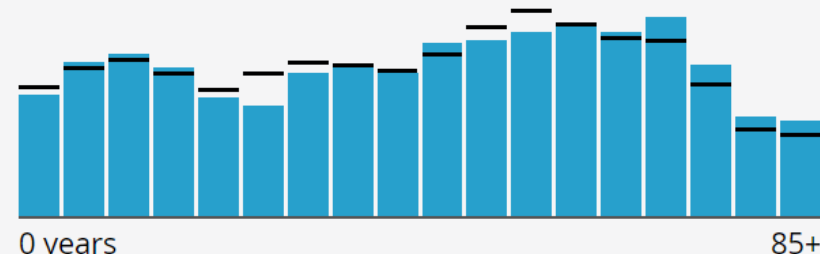
187,900 people in Carmarthenshire  
Rounded to the nearest 100 people

**Number of Households**  
**3,700**

81,800 households in Carmarthenshire  
Rounded to the nearest 100 households

## Age profile

■ Llandybie & Saron — (Carmarthenshire)



0 years

% of all people, 5 year age bands

85+



**Males- 48.1%** (48.8%)  
**Females – 51.9%** (51.2%)



**24.9%** (23.0%)  
**Disabled under**  
**the Equality Act**



**27.0%** (24.2%) **aged 65+**  
**3.5%** (3.0%) **aged 85+**  
**26.1%** (26.1%) **aged <24**



**BAME 1.9%** (2.3%)  
**White 97.8%** (97.2%)  
**Other Ethnic Group 0.4%**  
(0.4%)  
**People born outside the UK**  
**3.5%** (5.1%)



% of people aged three  
years and over that can  
speak Welsh

**Cluster 49.5%**  
**Carmarthenshire 39.9%**

Working aged people in  
**EMPLOYMENT**  
**DERIVATION**  
**11.0%**

People in **INCOME**  
**DEPRIVATION**  
**16.0%**

Adults aged 25-64 with **NO**  
**QUALIFICATIONS**  
**19.7%** (20.0%)

**EMPLOYED**  
**49.7%** (52.7%)

People in **OVERCROWDED**  
**HOUSEHOLDS**  
**3.68%**

**HOUSEHOLD TENURE:**  
**RENTED (All)**  
**27.4%** (29.3%)

People with a **LIMITING**  
**LONG-TERM ILLNESS**  
**24.6%**

**PREMATURE DEATH RATE**  
(per 100K)  
**401.4**

**SOURCE:** Welsh Index of Multiple  
Deprivation (2019)  
ONS, 2021 Census  
ONS, Children in Low Income Families,  
2022  
Carmarthenshire Ave in (%) where  
available

Percent of children (under 16 years) living in relative  
low-income families (ONS 2015- 2021)

**LLANDYBIE**  
**24.6%** (189 Children)

**SARON**  
**25.8%** (175 Children)

Red text indicates highest in  
cluster

**UNEMPLOYED**  
**2.3%** (2.5%)

Likelihood of **POOR-**  
**QUALITY HOUSING**  
**18.4%**

People in bad or very bad  
**GENERAL HEALTH**  
**8.6%** (7.5%)

GP recorded **MENTAL**  
**HEALTH CONDITION**  
**20.3%**

Provision of  
**UNPAID CARE**  
**12.0%** (11.4%)

**ECONOMICALLY INACTIVE**  
**47.9%** (44.8%)

Households **NOT**  
**DEPRIVED** any dimension\*  
**44.3%** (45.3%)

GP recorded **CHRONIC**  
**CONDITION**  
**14.0%**

**CANCER INCIDENCE** rate  
per 100K  
**587.7**

Children aged 4-5 who are  
**OBESE**  
**11.6%**

★ The dimensions of deprivation used to classify households include **EDUCATION** (no one has level 2 qualifications); **EMPLOYMENT** (if any household member is unemployed/economically inactive due to long-term sickness or disability); **HEALTH** (any person in the household has general health that is bad or very bad or is identified as disabled); **HOUSING** (household accommodation is either overcrowded, in a shared dwelling, or has no central heating).



**Population**  
**8,700**

187,900 people in Carmarthenshire  
Rounded to the nearest 100 people

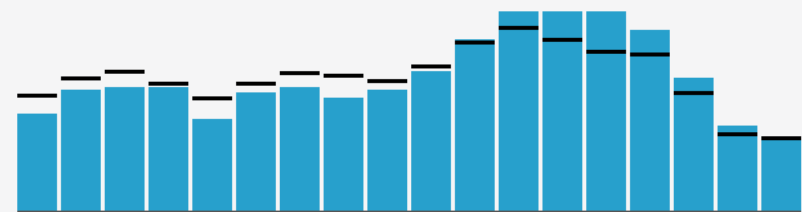
**Number of Households**  
**3,700**

81,800 households in Carmarthenshire  
Rounded to the nearest 100 households

## Age profile

■ Llanddarog, Llangydeyrn & St Ishmael

— (Carmarthenshire)



0 years

% of all people, 5 year age bands


85+



**Males- 49.2%** (48.8%)  
**Females – 50.8%** (51.2%)



**22.1%** (23.0%)  
**Disabled under**  
**the Equality Act**



**27.9%** (24.2%) **aged 65+**  
**3.1%** (3.0%) **aged 85+**  
**23.0%** (26.1%) **aged <24**



**BAME 1.4%** (2.3%)  
**White 98.5%** (97.2%)  
**Other Ethnic Group 0.1%**  
(0.4%)  
**People born outside the UK**  
**3.4%** (5.1%)



% of people aged three  
years and over that can  
speak Welsh

**Cluster 49.5%**  
**Carmarthenshire 39.9%**

**Working aged people in**  
**EMPLOYMENT DERIVATION**  
**8.0%**

**People in INCOME**  
**DEPRIVATION**  
**12.0%**

**Adults aged 25-64 with NO**  
**QUALIFICATIONS**  
**18.6%** (20.0%)

**EMPLOYED**  
**52.8%** (52.7%)

**People in OVERCROWDED**  
**HOUSEHOLDS**  
**3.99%**

**HOUSEHOLD TENURE:**  
**RENTED (All)**  
**19.8%** (29.3%)

**People with a LIMITING**  
**LONG-TERM ILLNESS**  
**22.1%**

**PREMATURE DEATH RATE**  
**(per 100K)**  
**332.3**

**SOURCE:** Welsh Index of Multiple  
Deprivation (2019)  
ONS, 2021 Census  
ONS, Children in Low Income Families,  
2022  
Carmarthenshire Ave in (%) where  
available

**Percent of children (under 16 years) living in relative low-income**  
**families (ONS 2015- 2021)**

**LLANGYNDYRN**  
**33.0%** (206 Children)

**LLANDDAROG**  
**24.2%** (74 Children)

**ST ISHMAEL**  
**21.5%** (72 Children)

**Red text indicates highest in**  
**cluster**

**UNEMPLOYED**  
**1.7%** (2.5%)

**ECONOMICALLY INACTIVE**  
**45.5%** (44.8%)

**Likelihood of POOR-**  
**QUALITY HOUSING**  
**27.3%**

**Households NOT DEPRIVED**  
**any dimension\***  
**47.7%** (45.3%)

**People in bad or very bad**  
**GENERAL HEALTH**  
**7.2%** (7.5%)

**GP recorded CHRONIC**  
**CONDITION**  
**13.6%**

**GP recorded MENTAL**  
**HEALTH CONDITION**  
**18.3%**

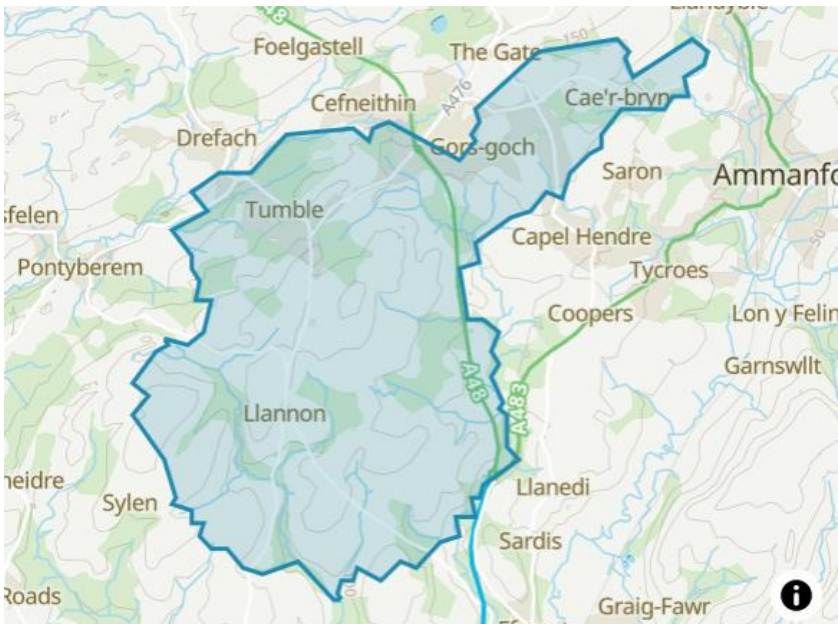
**CANCER INCIDENCE rate**  
**per 100K**  
**568.7**

**Provision of**  
**UNPAID CARE**  
**11.6%** (11.4%)

**Children aged 4-5 who are**  
**OBESE.**  
**9.7%**

★ The dimensions of deprivation used to classify households include **EDUCATION** (no one has level 2 qualifications); **EMPLOYMENT** (if any household member is unemployed/economically inactive due to long-term sickness or disability); **HEALTH** (any person in the household has general health that is bad or very bad or is identified as disabled); **HOUSING** (household accommodation is either overcrowded, in a shared dwelling, or has no central heating).





**Population**  
**8,400**

187,900 people in Carmarthenshire  
Rounded to the nearest 100 people

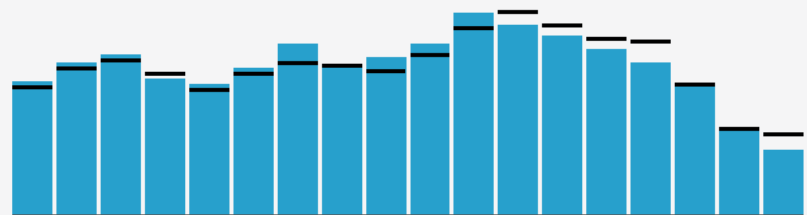
**Number of Households**  
**3,500**

81,800 households in Carmarthenshire  
Rounded to the nearest 100 households

## Age profile

**Llan-non, Cross Hands & Pen-y-groes**

— (Carmarthenshire)



0 years

% of all people, 5 year age bands


85+



**Males- 49.1%** (48.8%)  
**Females – 50.9%** (51.2%)



**23.1%** (23.0%)  
**Disabled under the Equality Act**



**22.3%** (24.2%) **aged 65+**  
**2.4%** (3.0%) **aged 85+**  
**26.7%** (26.1%) **aged <24**



**BAME 2.0%** (2.3%)  
**White 97.8%** (97.2%)  
**Other Ethnic Group 0.2%** (0.4%)  
**People born outside the UK 3.2%** (5.1%)



% of people aged three years and over that can speak Welsh

**MSOA 56.7%**  
**Carmarthenshire 39.9%**

Working aged people in **EMPLOYMENT DERIVATION**  
**10.0%**

People in **INCOME DEPRIVATION**  
**13.0%**

Adults aged 25-64 with **NO QUALIFICATIONS**  
**20.8%** (20.0%)

**EMPLOYED**  
**55.0%** (52.7%)

People in **OVERCROWDED HOUSEHOLDS**  
**3.6%**

**HOUSEHOLD TENURE: RENTED (All)**  
**24.4%** (29.3%)

People with a **LIMITING LONG-TERM ILLNESS**  
**25.5%**

**PREMATURE DEATH RATE (per 100K)**  
**336.6**

**SOURCE:** Welsh Index of Multiple Deprivation (2019)  
ONS, 2021 Census  
ONS, Children in Low Income Families, 2022  
Carmarthenshire Ave in (%) where available

Percent of children (under 16 years) living in relative low-income families (ONS 2015- 2021)

**LLANNON**  
**25.7%** (246 Children)



**PEN-Y-GROES**  
**25.5%** (126 Children)



Red text indicates highest in cluster

**UNEMPLOYED**  
**2.2%** (2.5%)

Likelihood of **POOR-QUALITY HOUSING**  
**28.6%**

People in bad or very bad **GENERAL HEALTH**  
**7.7%** (7.5%)

GP recorded **MENTAL HEALTH CONDITION**  
**18.9%**

Provision of **UNPAID CARE**  
**11.7%** (11.4%)

★ The dimensions of deprivation used to classify households include **EDUCATION** (no one has level 2 qualifications); **EMPLOYMENT** (if any household member is unemployed/economically inactive due to long-term sickness or disability); **HEALTH** (any person in the household has general health that is bad or very bad or is identified as disabled); **HOUSING** (household accommodation is either overcrowded, in a shared dwelling, or has no central heating).

**ECONOMICALLY INACTIVE**  
**42.8%** (44.8%)

Households **NOT DEPRIVED** any dimension\*  
**45.5%** (45.3%)

GP recorded **CHRONIC CONDITION**  
**14.9%**

**CANCER INCIDENCE rate per 100K**  
**615.2**

Children aged 4-5 who are **OBESE**  
**13.5%**

# **APPENDIX:**

## **MORBIDITY & MORTALITY DATA FOR SEPCIFIC CONDITIONS**

Where available data are presented at Primary Care Cluster level, Upper Super Output Area (USOA) or Middle Super Output Area (MSOA).

The coloured arrow on each map indicates the Hywel Dda trend for the period 2012/13 – 2021/22

Quality Assurance and Improvement Framework (QAIF) disease registers by local health board, cluster and GP practice

Measure: Prevalence rate (%)

Year: 2021-22

	Asthma	Atrial fibrillation	Cancer	Chronic obstructive pulmonary disease	Secondary prevention of coronary heart disease	Dementia	Diabetes mellitus (patients aged 17+)	Epilepsy (patients aged 18+)	Heart failure	Hypertension	Learning disability	Mental health	Obesity (patients aged 16+)	Osteoporosis (patients aged 50+)	Palliative care	Rheumatoid Arthritis (patients aged 16+)	Stroke and transient ischaemic attack
Wales	7.15	2.49	3.39	2.24	3.47	0.70	7.97	0.96	1.17	15.73	0.49	1.03	11.83	0.58	0.30	0.90	2.15
Hywel Dda University Health Board	7.22	3.12	3.73	2.30	3.95	0.76	8.38	0.99	1.30	16.79	0.54	1.03	11.58	0.46	0.37	1.15	2.41
Amman/Gwendraeth	7.91	3.10	3.23	2.61	4.45	0.92	9.01	1.12	1.41	16.42	0.65	1.07	13.40	0.46	0.32	1.14	2.42
Amman Tawe Partnership	7.80	2.67	3.56	2.97	4.55	0.54	9.26	1.07	1.88	13.50	0.67	1.10	11.42	0.63	0.63	0.96	2.61
Minafon Surgery	8.96	3.48	3.72	3.09	4.80	0.66	9.45	1.33	2.03	18.19	0.56	1.11	16.97	0.17	0.46	1.23	2.77
Sarn Surgery	9.59	3.21	2.48	2.64	4.22	0.57	8.72	1.13	1.31	18.93	0.39	1.10	16.92	0.19	0.18	1.07	2.20
Tumble Surgery	7.15	3.61	2.10	2.76	4.18	1.03	9.15	1.19	1.69	15.62	1.16	0.81	12.13	0.39	0.21	1.03	2.51
Brynteg Surgery	7.13	3.17	4.39	3.15	4.99	1.35	9.12	1.18	1.45	16.94	0.65	1.09	13.73	1.42	0.30	1.33	2.88
Margaret Street Practice	8.91	3.16	2.50	1.95	3.98	1.17	9.02	1.02	0.90	14.91	0.73	1.17	10.31	0.09	0.20	0.86	2.01
Coalbrook Surgery	6.30	2.55	1.53	1.61	5.52	0.68	8.82	1.15	0.70	15.31	0.33	1.37	18.08	0.14	0.20	1.15	2.31
Penygroes Surgery	7.50	2.75	4.07	2.25	3.66	0.87	8.41	0.95	1.13	18.02	0.49	0.93	11.39	0.17	0.34	1.40	1.93

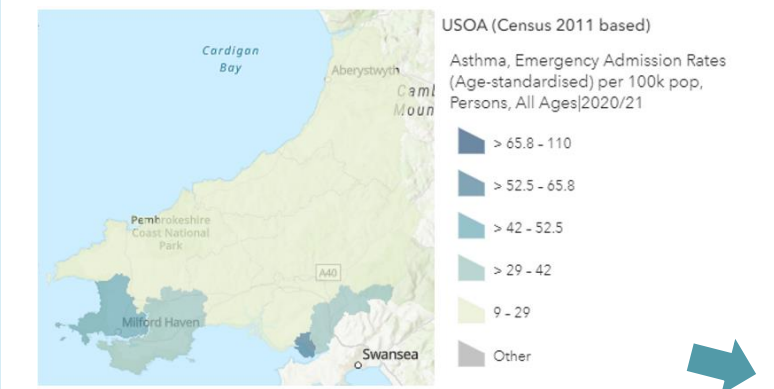
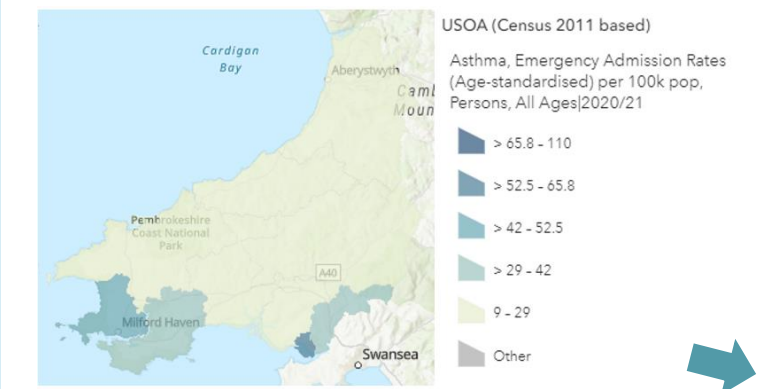
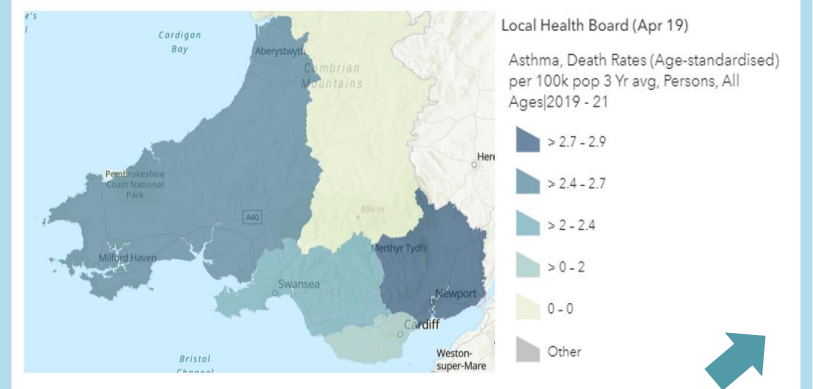
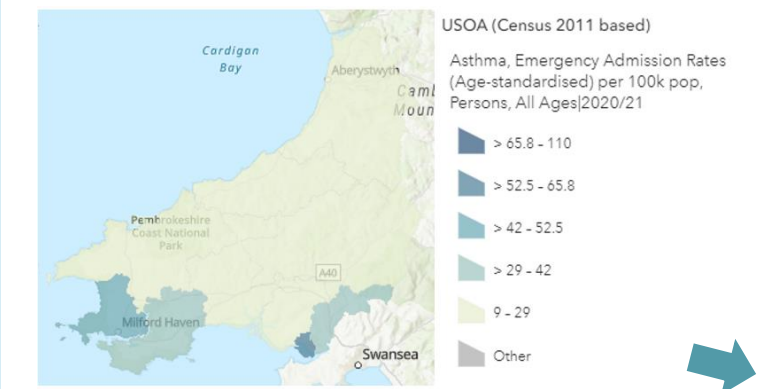
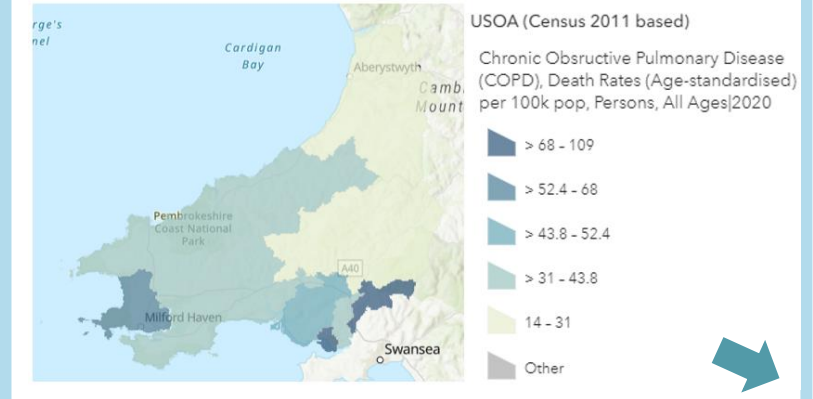
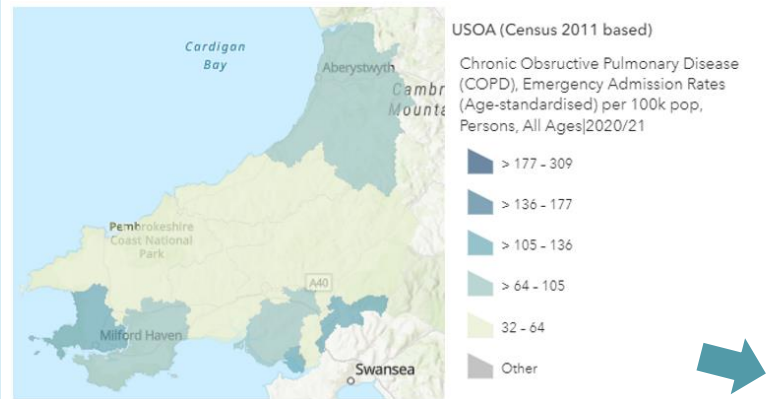
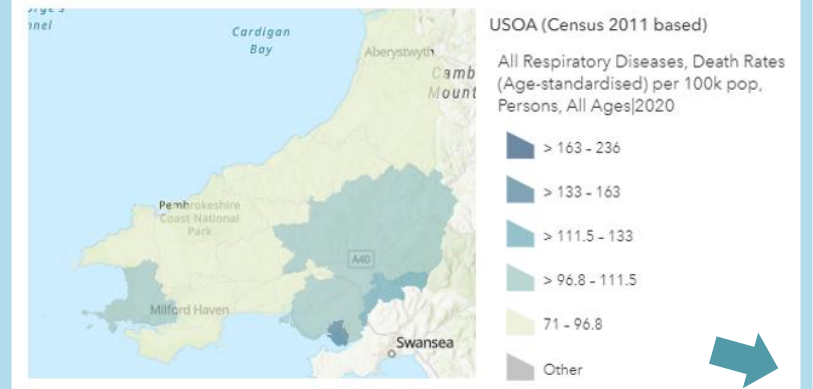
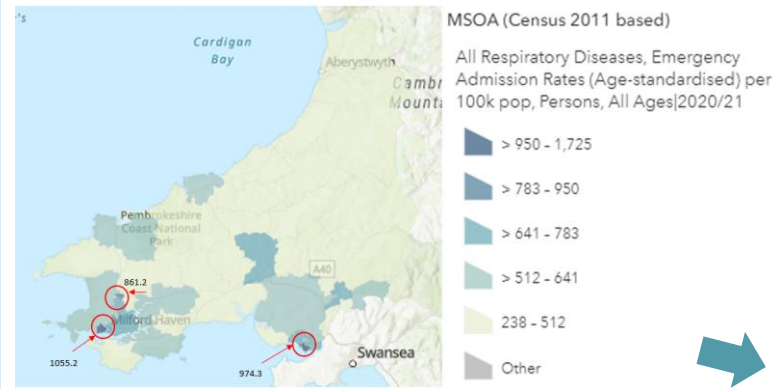
# RESPIRATORY DISEASE

(Where available data are presented at Primary Care Cluster level or Upper Super Output Area USOA).

## PREVALENCE

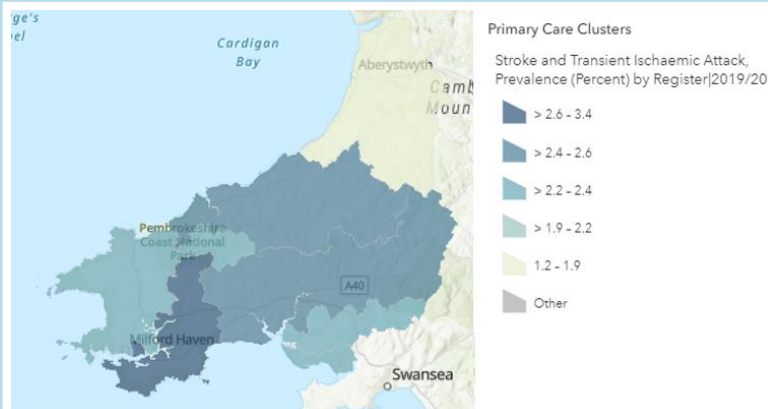
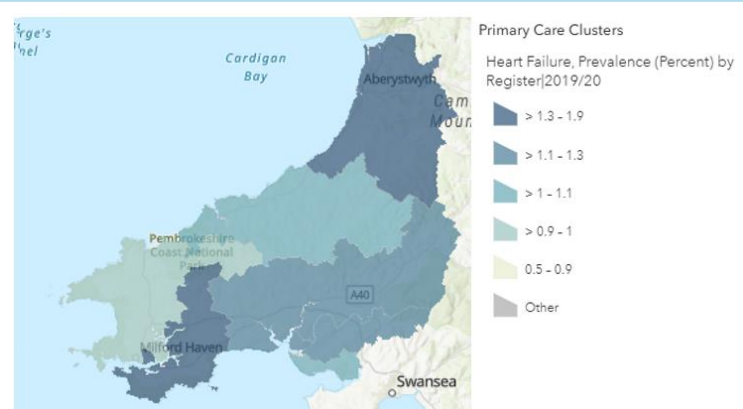
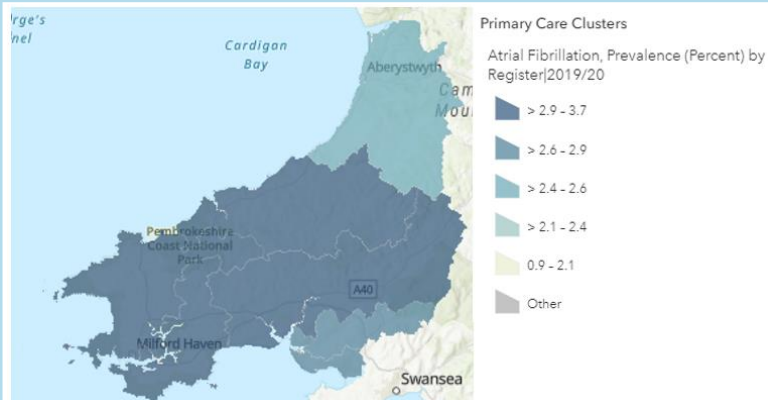
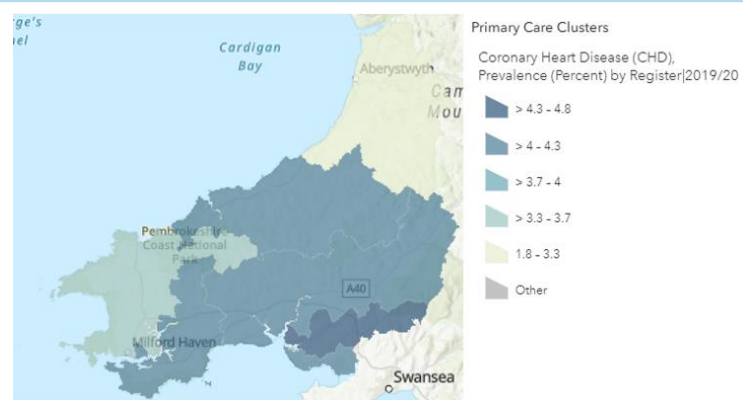
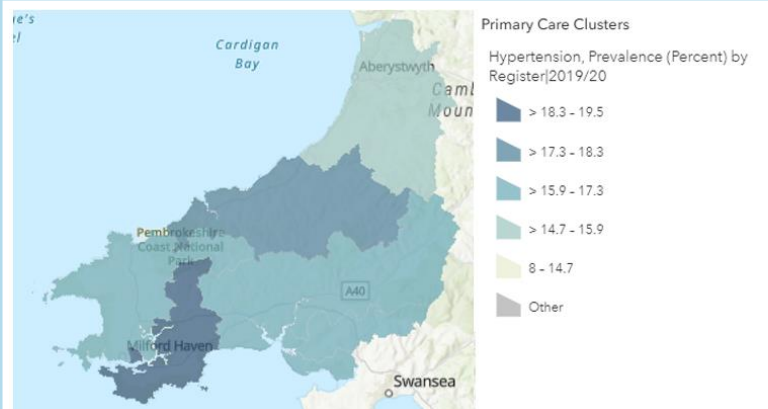
## EMERGENCY ADMISSIONS

## DEATHS

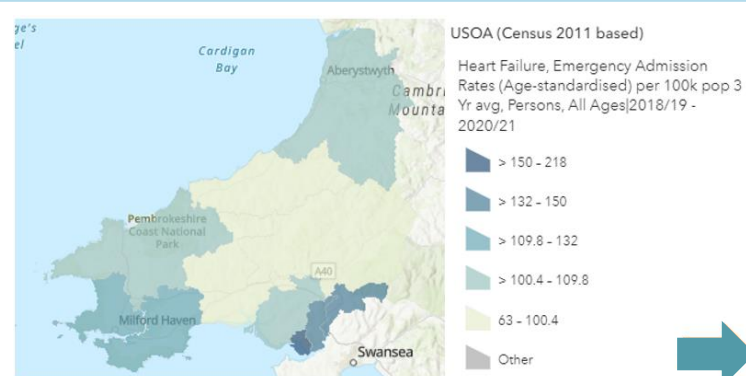
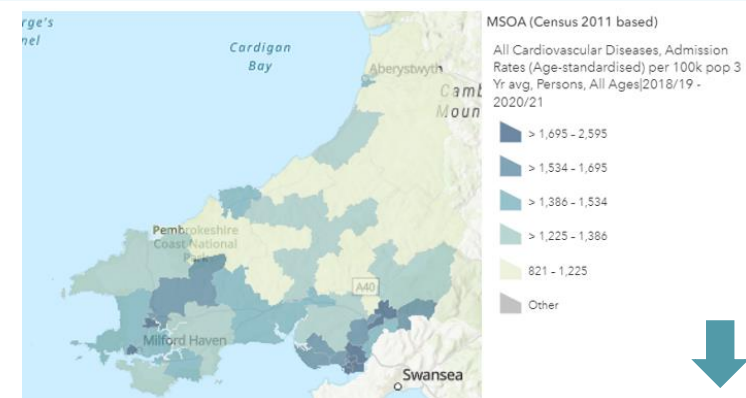
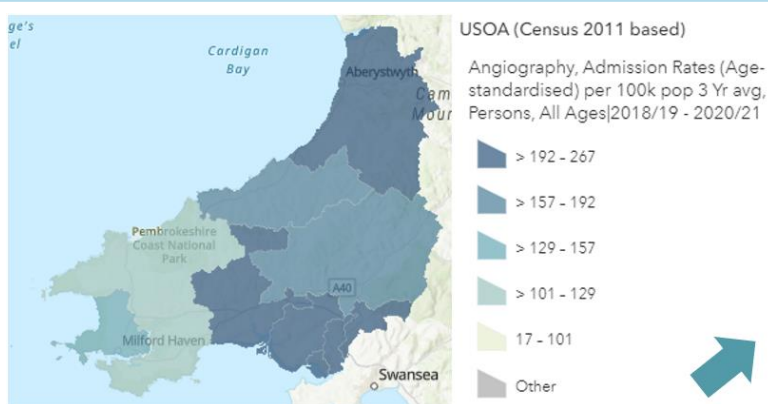
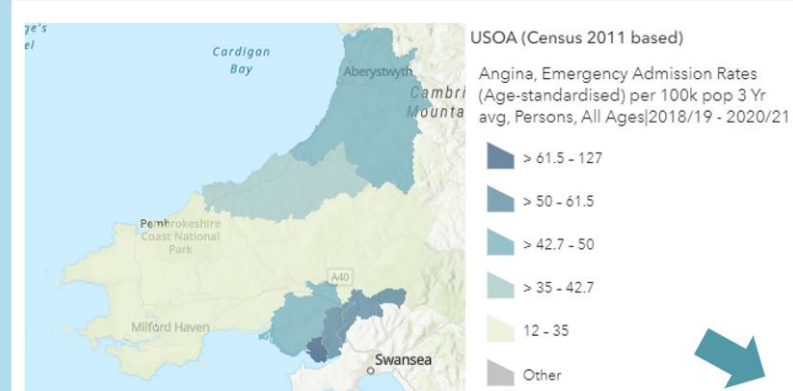
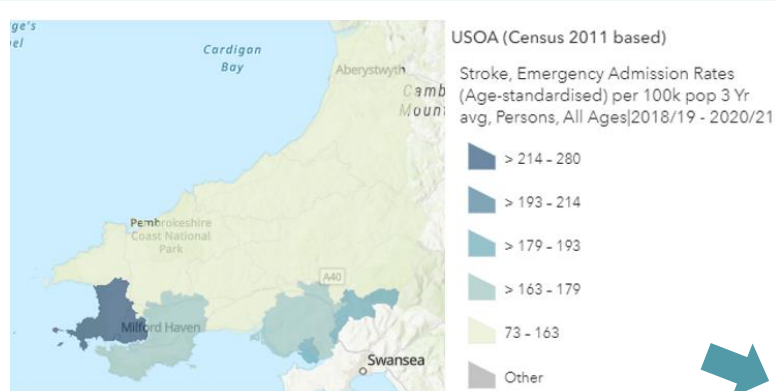
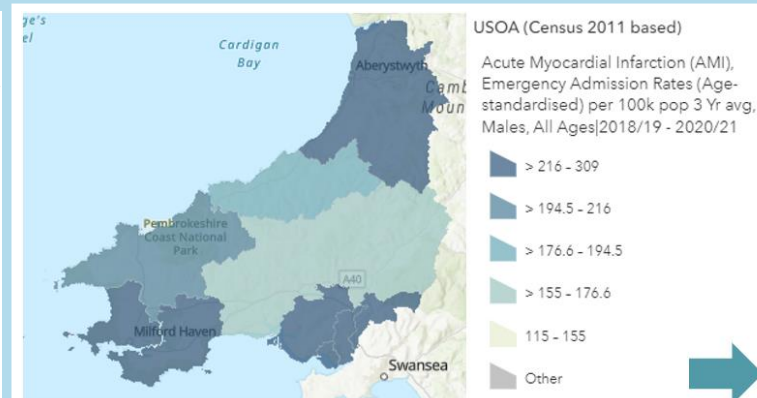
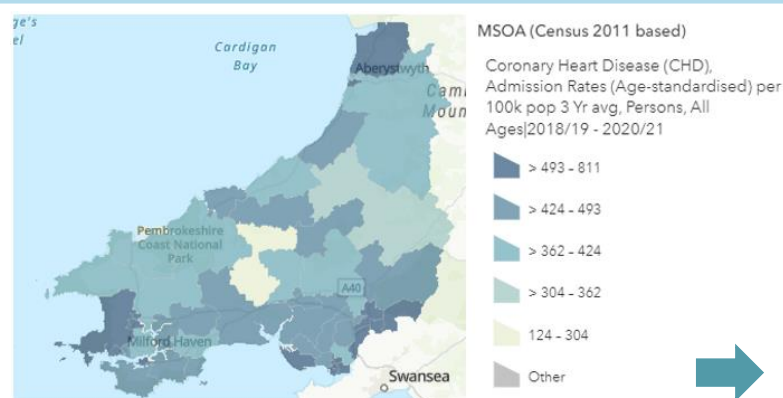




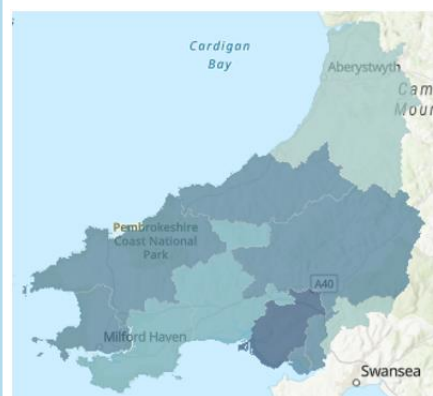
# CARDIOVASCULAR DISEASE: PREVALENCE



# CARDIOVASCULAR DISEASE: ADMISSIONS

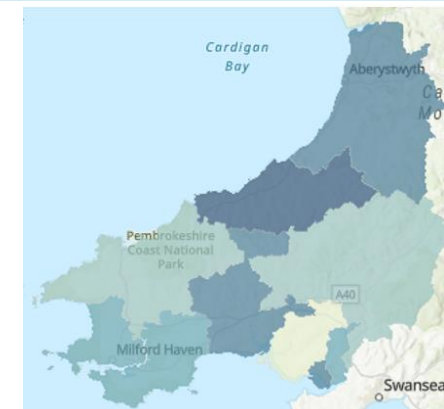


# CARDIOVASCULAR DISEASE: DEATHS



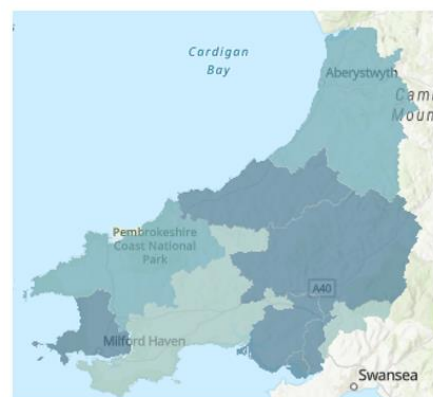
USOA (Census 2011 based)  
All Heart Disease, Death Rates (Age-standardised) per 100k pop, Persons, All Ages|2020

- > 206 - 275
- > 180 - 206
- > 164 - 180
- > 145 - 164
- 87 - 145
- Other



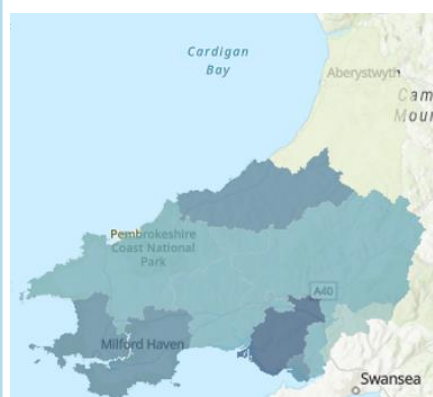
USOA (Census 2011 based)  
All Heart Disease, Death Rates (Age-standardised) per 100k pop, Persons, <75yrs|2020

- > 81 - 159
- > 69.7 - 81
- > 56 - 69.7
- > 46.3 - 56
- 24 - 46.3
- Other



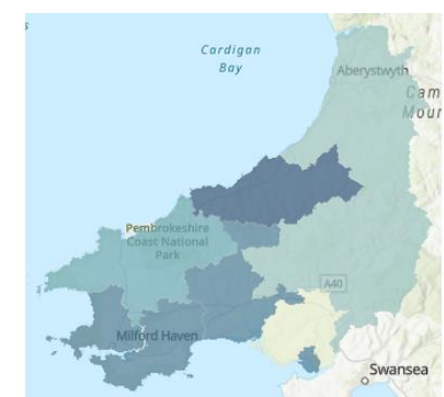
USOA (Census 2011 based)  
All Cardiovascular Diseases, Death Rates (Age-standardised) per 100k pop, Persons, All Ages|2020

- > 301 - 376
- > 263 - 301
- > 239 - 263
- > 217 - 239
- 150 - 217
- Other



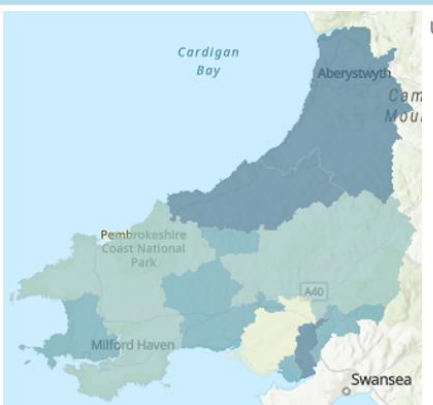
USOA (Census 2011 based)  
Coronary Heart Disease (CHD), Death Rates (Age-standardised) per 100k pop, Persons, All Ages|2020

- > 132 - 188
- > 113 - 132
- > 99 - 113
- > 84 - 99
- 38 - 84
- Other



USOA (Census 2011 based)  
Coronary Heart Disease (CHD), Death Rates (Age-standardised) per 100k pop, Persons, <75yrs|2020

- > 63 - 114
- > 50 - 63
- > 41 - 50
- > 30.7 - 41
- 9 - 30.7
- Other



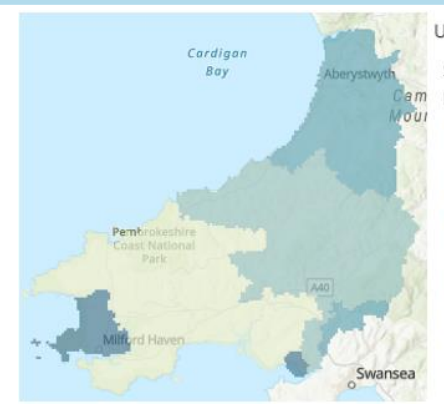
USOA (Census 2011 based)  
All Cardiovascular Diseases, Death Rates (Age-standardised) per 100k pop, Persons, <75yrs|2020

- > 111 - 192
- > 96.7 - 111
- > 81 - 96.7
- > 65 - 81
- 39 - 65
- Other



Local Authority  
Aortic Aneurism, Death Rates (Age-standardised) per 100k pop 3 Yr avg, Persons, All Ages|2019 - 21

- > 11.3 - 13.2
- > 9.6 - 11.3
- > 8.9 - 9.6
- > 7.9 - 8.9
- 6.3 - 7.9
- Other

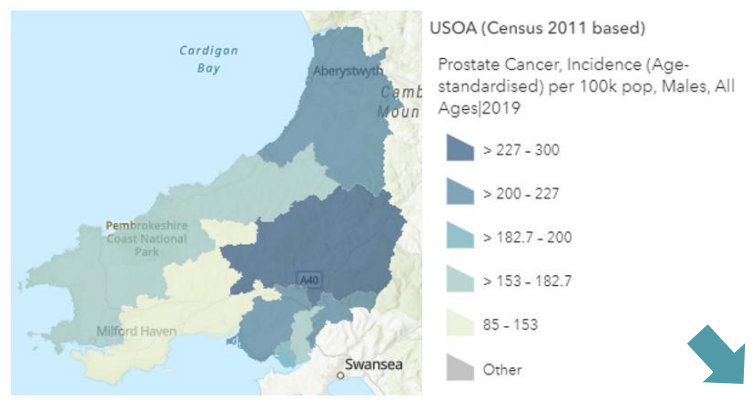
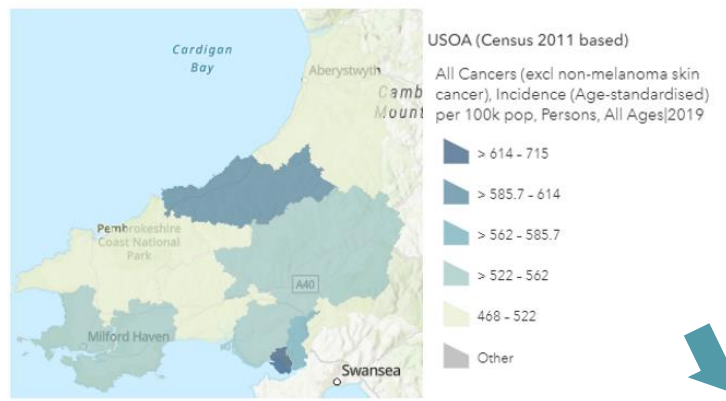
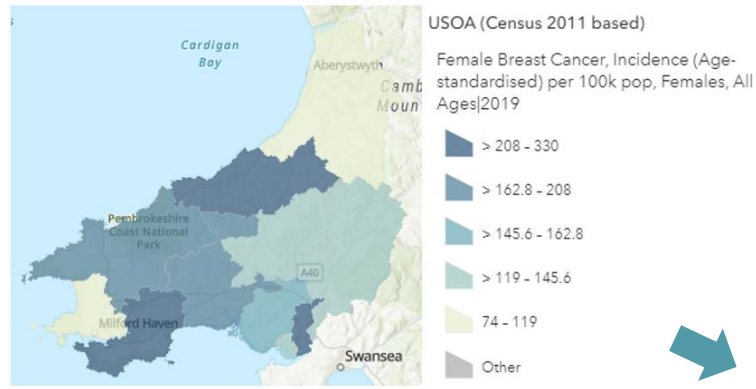
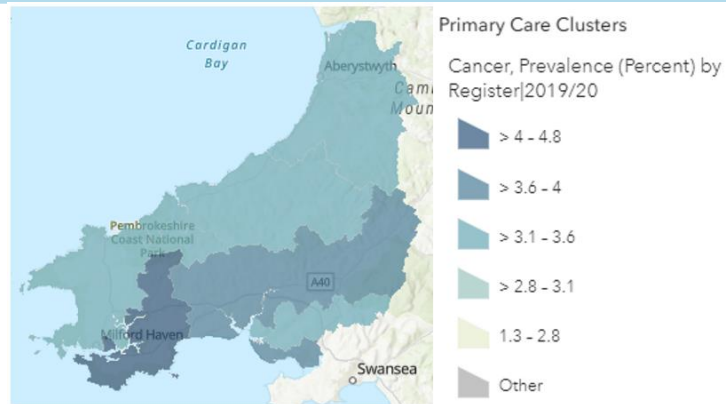
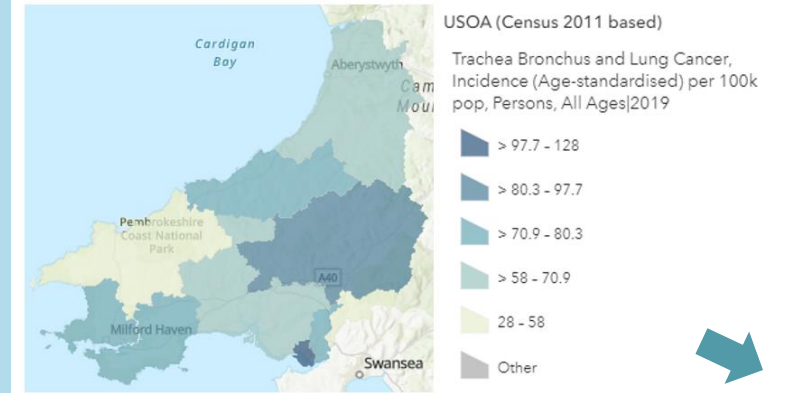
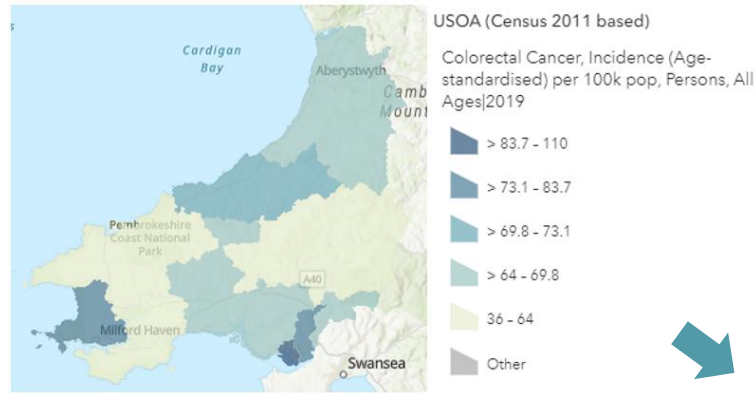


USOA (Census 2011 based)  
Stroke, Death Rates (Age-standardised) per 100k pop, Persons, All Ages|2020

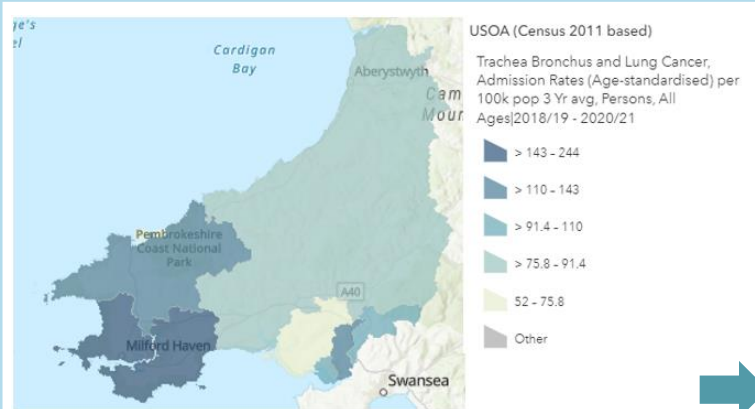
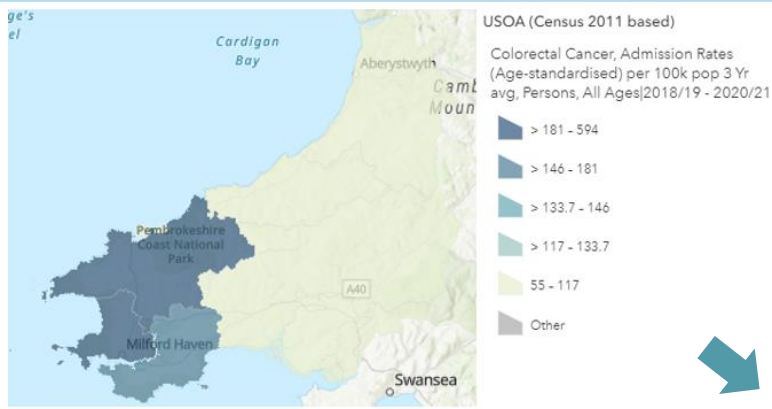
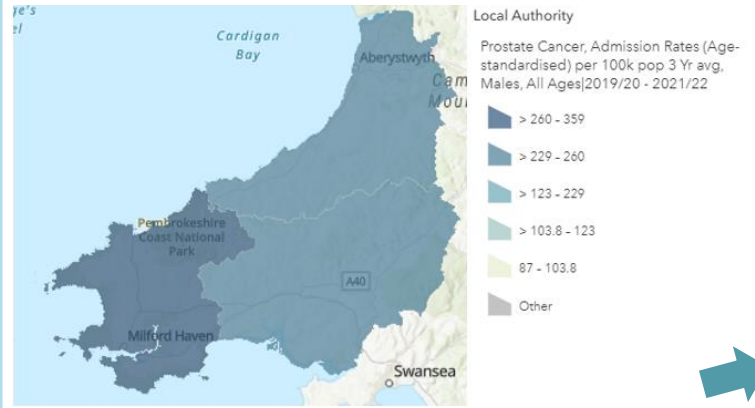
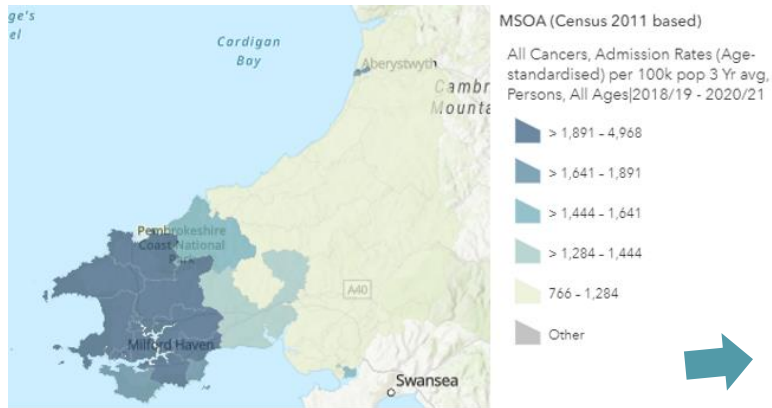
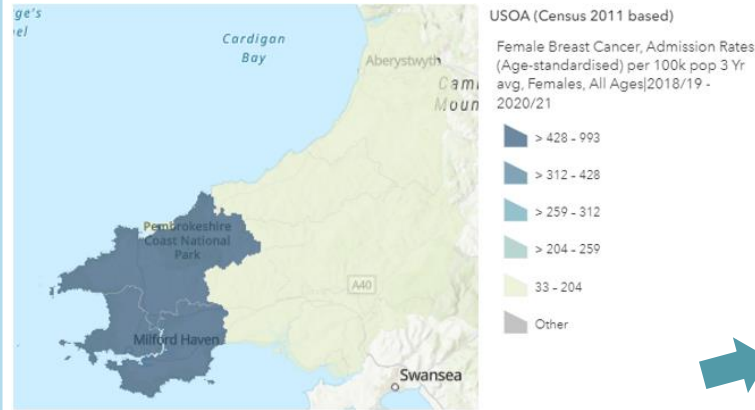
- > 70.9 - 102
- > 61.4 - 70.9
- > 52.7 - 61.4
- > 44.3 - 52.7
- 23 - 44.3
- Other



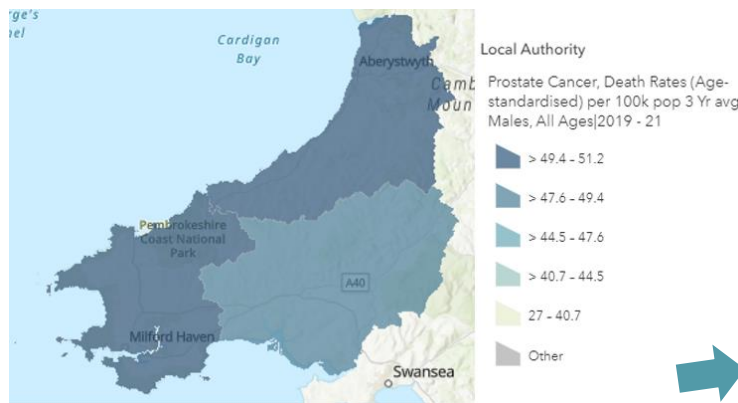
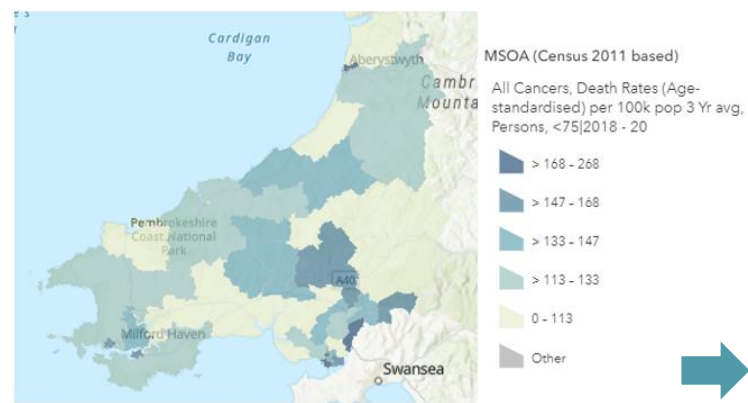
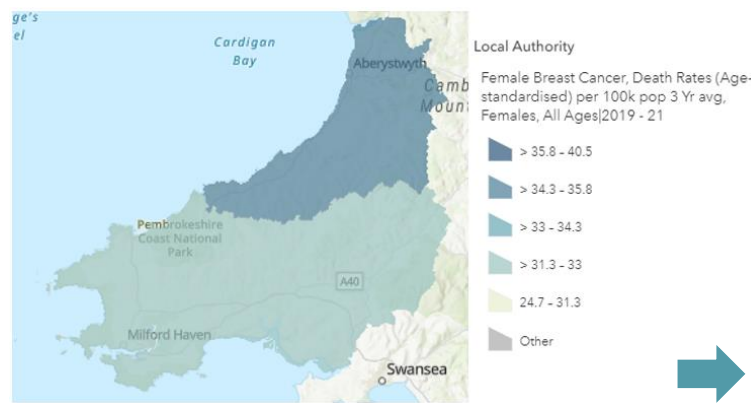
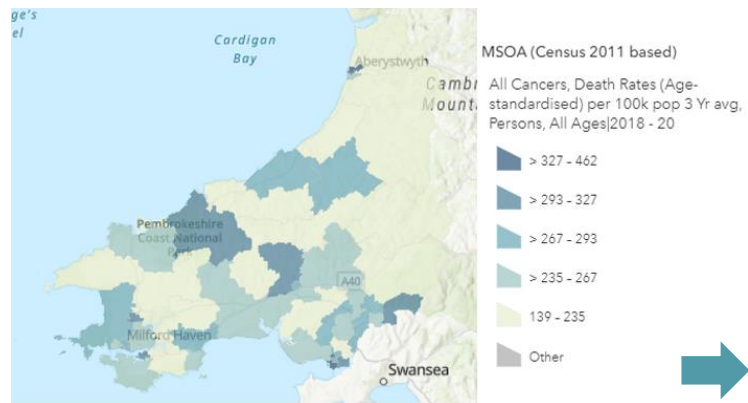
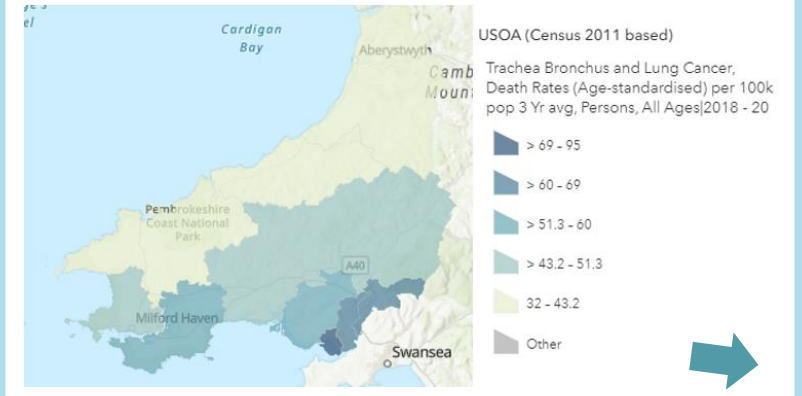
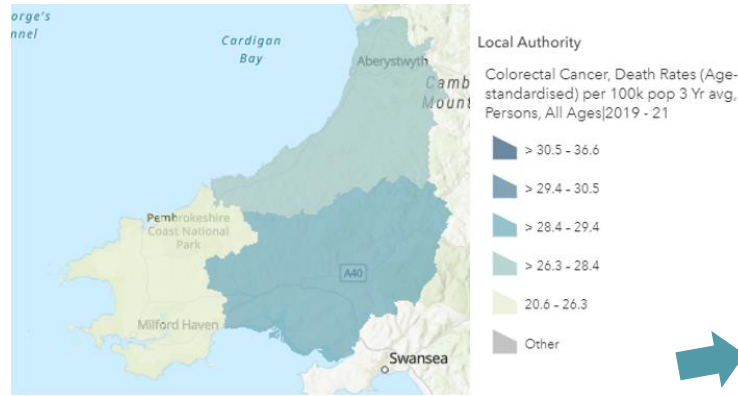
# CANCER: INCIDENCE



# CANCER: ADMISSIONS

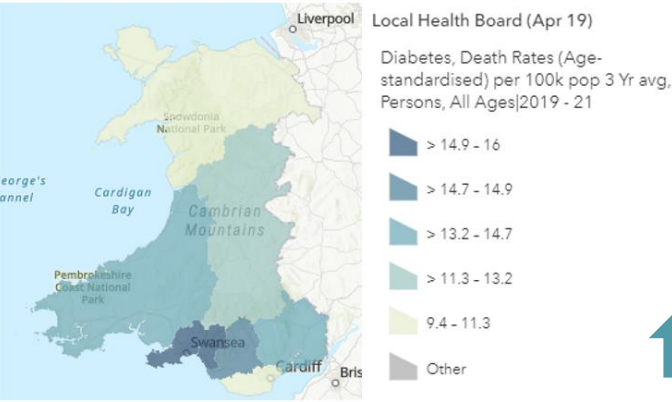
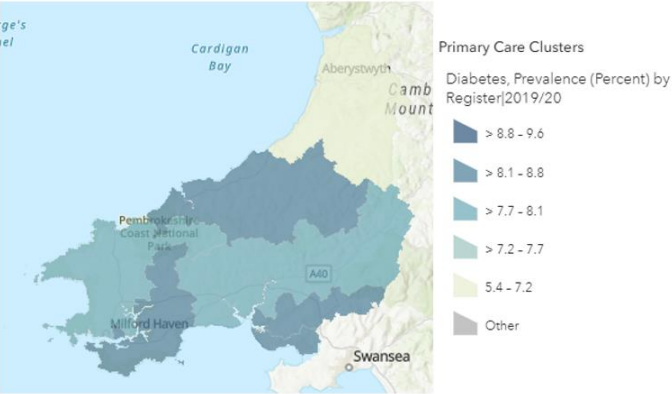


# CANCER: DEATHS

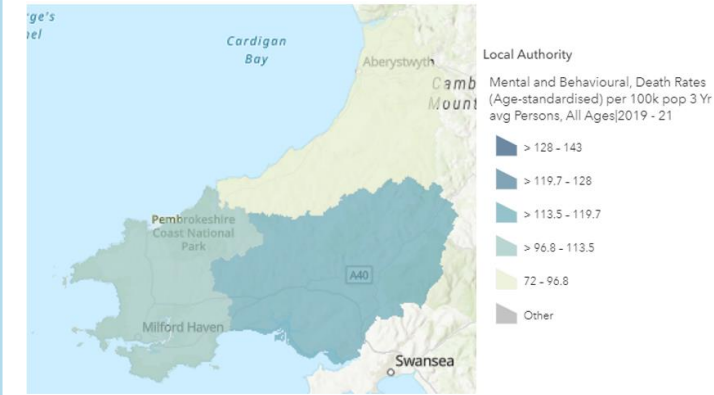
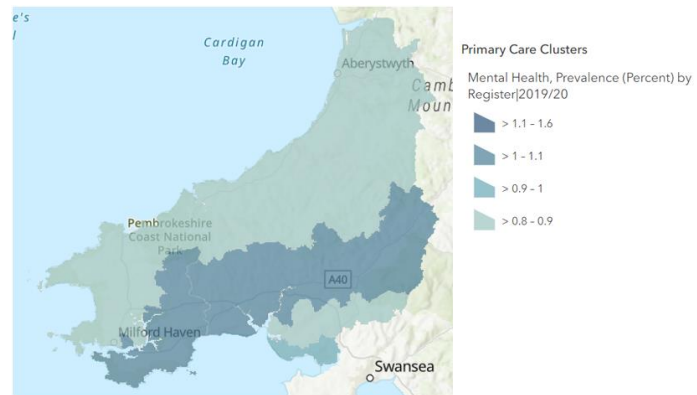
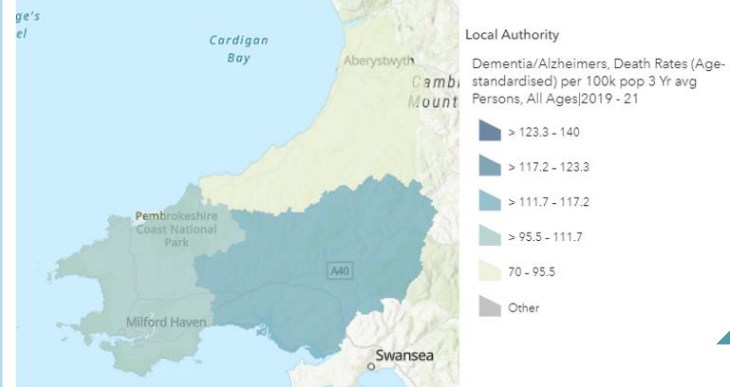
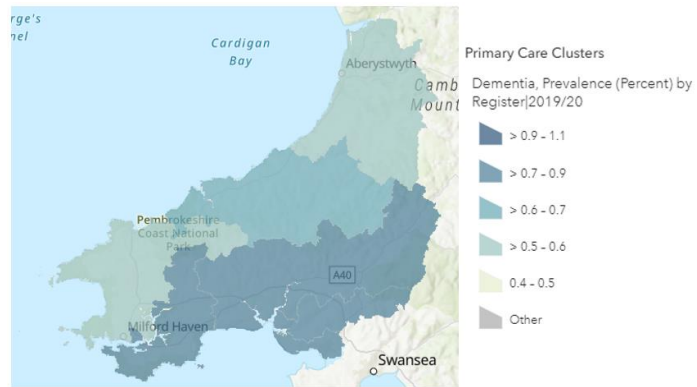
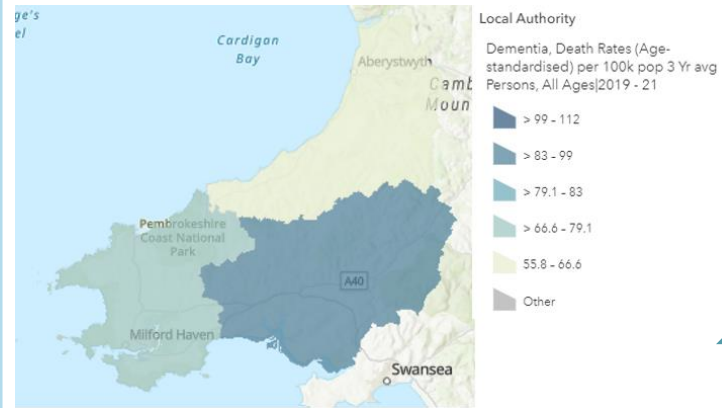




# DIABETES



# DEMENTIA & MENTAL HEALTH






# Cluster Profile for North Ceredigion

*Prepared by: Dawn Esther-Davies, Hywel Dda Public Health Team*

# INTRODUCTION:

- This document provides an overview of data compiled from a number of sources, including, the Office for National Statistics (Census Data), Primary Care Data Portal and the Welsh Index of Multiple Deprivation.
- This information is intended to provide an overview of some of the key issues, at the smallest geographical level available, that have the biggest impact on health for the cluster.
- These data will be reviewed on a regular basis to ensure updates are included.
- These data should be used in conjunction with the Regional Partnership Boards Population Needs Assessment (see attached document) as this provides information on key issues and gaps for key priority groups in Hywel Dda



## PRIORITIES TO IMPROVE POPULATION HEALTH

### 1. PRIORITISE LONG-TERM CONDITIONS THAT HAVE A SIGNIFICANT IMPACT ON POPULATION HEALTH:

- Coronary Heart Disease
- Heart Failure
- Stroke
- Diabetes
- COPD
- Asthma
- Dementia
- Mental Health

### 2. ADDRESS BEHAVIOURAL RISK FACTORS:

- Smoking
- Unhealthy Diet
- Physical Inactivity
- Alcohol & Drug Misuse

### 3. PROMOTE ONGOING CASE FINDING & MONITORING OF CLINICAL RISK FACTORS:

- Hypertension
- Obesity in Children
- Obesity in Adults
- Raised fasting glucose & cholesterol

### 4. CONTINUE TO PROMOTE UPTAKE OF SCREENING PROGRAMMES TO IDENTIFY CANCER AT AN EARLY STAGE:

- All Screening Programmes (AAA, Bowel, Breast, Cervical) targeting high risk groups to address health inequalities and vulnerable populations.

### 5. CONTINUE TO PROMOTE INFECTIOUS DISEASE PREVENTION:

- Influenza vaccination uptake
- Childhood Vaccination uptake
- COVID-19
- Other communicable diseases (e.g. TB, Hep C)

### 6. SOCIO-ECONOMIC & DEMOGRAPHIC RISK FACTORS ARE PART OF THE WIDER DETERMINANTS OF HEALTH AND SHOULD BE CONSIDERED WHEN TARGETING SERVICES/ INTERVENTIONS:

- Consider income Deprivation and the impact of:
  - Cost of Living
  - Food insecurity
- Housing quality & instability, neighbourhood and the built environment all have an impact on physical and mental wellbeing
- Ageing Population (especially those that are frail, at a high risk of falls and People with Dementia)
- Focus on population groups that are at risk of poor health outcomes including people with Learning Disabilities, Autism and Mental Ill Health.
- Consider Multiple Deprivation and especially those communities in the most deprived 20% of WIMD

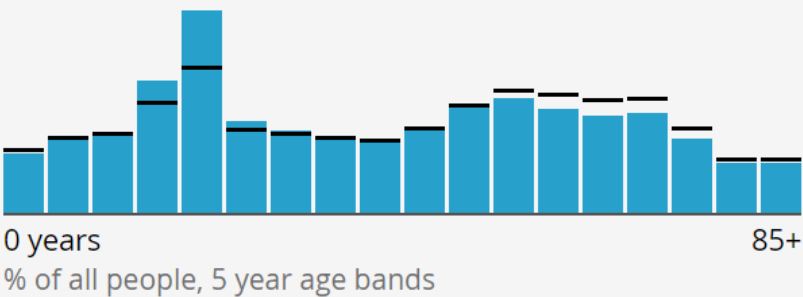




<b>Population</b> 41,100 <small>71,500 people in Ceredigion Rounded to the nearest 100 people</small>	<b>Number of Households</b> 17,000 <small>30,900 people in Ceredigion Rounded to the nearest 100 people</small>	<b>Households not in Deprivation</b> 49.1% (47.1%)	<b>People aged 16+ with no qualifications</b> 12.5% (14.7%)	<b>People in poor or very poor general health</b> 5.4% (6.1%)
<b>Employed</b> 51.9% (49.1%)	<b>Unemployed</b> 2.5% (3.0%)	<b>Economically Inactive</b> 45.6% (47.9%)	<b>Household Tenure (social rented or private rented)</b> 33.8% (31.2%)	<b>People providing unpaid care</b> 9.7% (10.5%)

# Age profile

North Ceredigion Cluster (Ceredigion)



**Males- 49.3%** (48.9%)  
**Females – 50.7%** (51.1%)



**21.0%** (21.9%)  
**Disabled under the Equality Act**



**22.5%** (25.7%) **aged 65+**  
**3.0%** (3.3%) **aged 85+**  
**33.2%** (28.8%) **<24 yrs.**



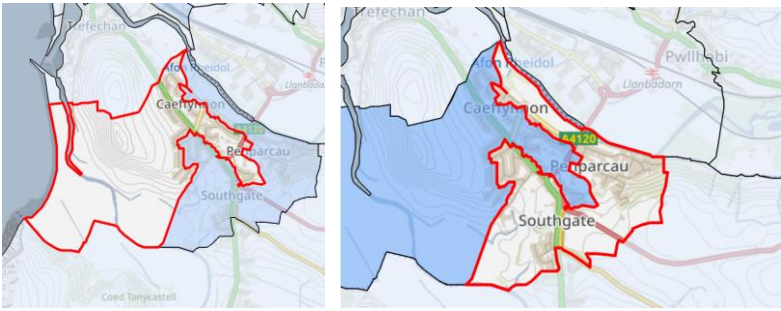
**BAME 4.1%** (3.2%)  
**White 95.2%** (96.2%)  
**Other Ethnic Group 0.6%** (0.5%)  
**Born outside the UK 8.7%** (7.1%)



% of people aged three years and over that can speak Welsh  
**Cluster 42.8%**  
**Ceredigion 45.3%**

**PATIENTS LIVING IN THE MOST DEPRIVED 20% OF WIMD\*\* BY GP PRACTICE:**  
**Borth Medical Practice 0.0%**  
**Llanilar Health Centre 0.0%**  
**Church Surgery 0.0%**  
**Meddygfa Padarn Surgery 0.0%**  
**Tregaron Surgery 0.0%**

**COMMUNITIES IN THE MOST DEPRIVED 20% of WIMD**  
**There are no communities in the most deprived 20% of overall WIMD. Aberystwyth Penparcau 1 & 2 are in the most deprived 30% of WIMD**



Source:  
Office for National Statistics, 2021 Census  
Welsh Index of Multiple Deprivation (WIMD), 2019

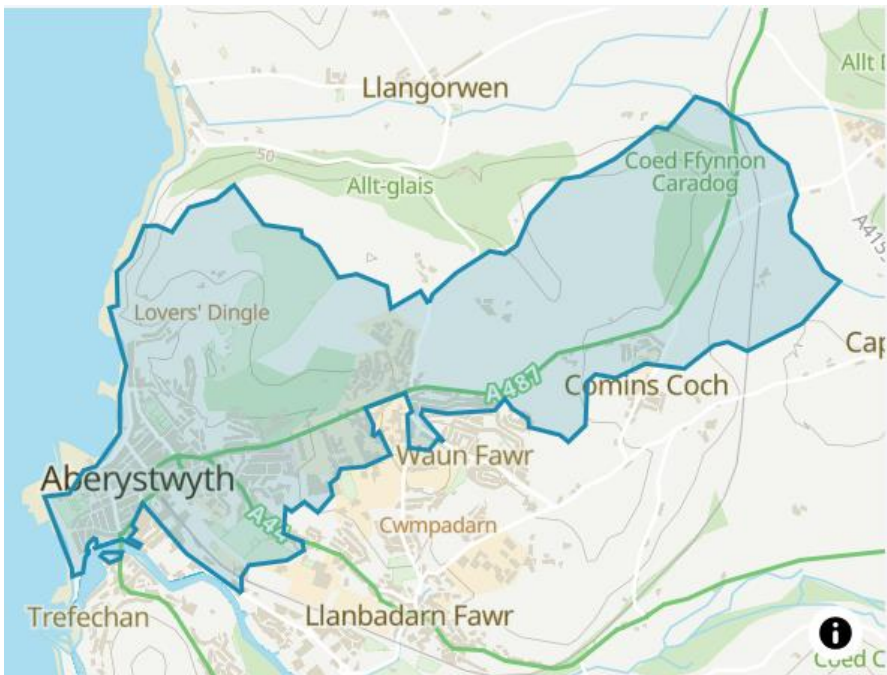
PREVALENCE OF CHRONIC CONDITIONS <small>(PRIMARY CARE DATA 2021/22, ARROW INDICATES LONG TERM TREND)</small>	CHD <small>(SECONDARY PREVENTION)</small> 3.26% ↓	CANCER 3.55% ↑	RISK FACTORS <small>(National Survey for Wales 2022/22, Adult population 16+ County level data only – arrow indicates comparison to Hdd UHB 8%)</small>	ACTIVE FOR <30 MINUTES/WEEK 24.5% (25.8%)	IMMUNISATION UPTAKE
ASTHMA 6.37% ↑	HYPERTENSION 14.72% ↓	DIABETES (17+ Population) 6.64% ↑	CURRENT SMOKER 11.0% (12.4%)	ALCOHOL CONSUMPTION ABOVE GUIDELINES 17.5% (17.7%)	UP TO DATE WITH CHILDHOOD VACCINES BY AGE FOUR 92.33% (86.8%)
COPD 1.91% ↓	MENTAL HEALTH 0.94 ↑	STROKE 1.87% ↓	CHILDHOOD OBESITY * 10.0% (13.6%)	E-CIGARETTE USER 4.3% (5.8%)	INFLUENZA 65+ 72.93% (75.89%)
ATRIAL FIBRILLATION 2.60% ↑	HEART FAILURE 1.69% ↓	DEMENTIA 0.59% ↓	OVERWEIGHT OR OBESE (BMI >25) 60.9% (63.1%)	OBESE (BMI 30+) 26.3% (27.0%)	INFLUENZA (At risk 6 mths to 64 yrs) 48.66% (47.49%)
SCREENING UPTAKE (Hwywel Dda)	BOWEL 67.9% (67.8%) ↑	CERVICAL 65.5% (67.7%) ↓	BREAST 73.1% (73.4%) →	AAA 61.2% (70.3%) ↓	INFLUENZA 2-3 YEAR OLDS 58.98% (47.07%)



# Socio-Demographic/Economic Profiles for the following Middle Super Output Areas (MSOAs)

- Aberaeron & Llanrhystud
- Aberystwyth North
- Aberystwyth South
- Borth & Bont-goch
- Rheidol, Ystwyth & Caron





**Population**  
**9,000**

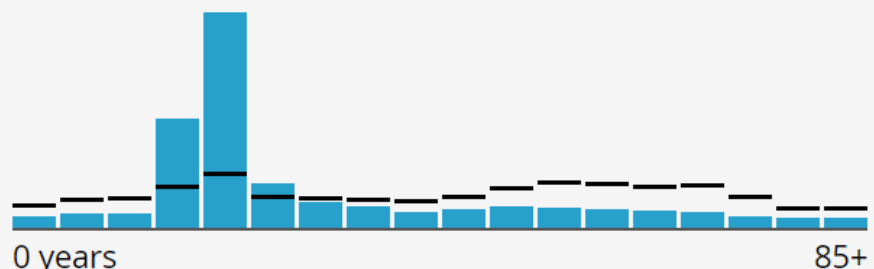
71,500 people in Ceredigion  
Rounded to the nearest 100 people

**Number of Households**  
**2,900**

30,900 people in Ceredigion  
Rounded to the nearest 100 people

## Age profile

**Aberystwyth North** — (Ceredigion)



% of all people, 5 year age bands



**Males- 50.6%** (48.9%)  
**Females – 49.4%** (51.1%)



**21.9%** (21.9%)  
**Disabled under**  
**the Equality Act**



**10.2%** (25.7%) **aged 65+**  
**1.6%** (3.3%) **aged 85+**  
**60.1%** (28.8%) **<24 yrs.**



**BAME 8.2%** (3.2%)  
**White 90.4%** (96.2%)  
**Other Ethnic Group**  
**1.4%** (0.5%)  
**Born outside the UK**  
**19.1%** (7.1%)



% of people aged three years  
and over that can speak Welsh

**MSOA 25.5%**  
**Ceredigion 45.3%**

Working aged people in  
**EMPLOYMENT**  
**DERIVATION**  
**5.0%**

People in **INCOME**  
**DEPRIVATION**  
**6.0%**

Adults aged 16+ with **NO**  
**QUALIFICATIONS**  
**12.9%** (14.7%)

**EMPLOYED**  
**35.6%** (49.1%)

People in **OVERCROWDED**  
**HOUSEHOLDS**  
**8.74%**

**HOUSEHOLD TENURE:**  
**RENTED (All)**  
**65.2%** (31.2%)

People with a **LIMITING**  
**LONG-TERM ILLNESS**  
**19.2%**

**PREMATURE DEATH RATE**  
(per 100K)  
**371.7**

**SOURCE:** Welsh Index of Multiple  
Deprivation (2019)  
ONS, 2021 Census  
ONS, Children in Low Income Families,  
2022  
Carmarthenshire Ave in (%) where  
available

Percent (and Number) of children (under 16 years) living  
in relative low-income families (ONS 2021)

**ABERYSTWYTH NORTH**  
**18.9%** (24 Children)

**ABERYSTWYTH CENTRAL**  
**23.6%** (33 Children)

**ABERYSTWYTH BRONGLAIS**  
**12.8%** (19 Children)

Higher rates of unemployment and  
economic inactivity reflect a high  
proportion of students in the  
population. This is also reflected in  
housing tenure and likelihood of  
households with multiple occupancy.

**UNEMPLOYED**  
**7.5%** (3.0%)

**ECONOMICALLY INACTIVE**  
**56.9%** (47.9%)

Likelihood of **POOR-**  
**QUALITY HOUSING**  
**25.8%**

Households **NOT DEPRIVED**  
any dimension\*  
**46.2%** (47.1%)

People in bad or very bad  
**GENERAL HEALTH**  
**4.4%** (6.1%)

GP recorded **CHRONIC**  
**CONDITION**  
**13.0%**

GP recorded **MENTAL**  
**HEALTH CONDITION**  
**21.4%**

**CANCER INCIDENCE** rate per  
100K  
**581.7**

Provision of  
**UNPAID CARE**  
**5.8%** (10.5%)

Children aged 4-5 who are  
**OBESSE** (WIMD data)  
**7.3%**

\* The dimensions of deprivation used to classify households include **EDUCATION** (no one has level 2 qualifications); **EMPLOYMENT** (if any household member is unemployed/economically inactive due to long-term sickness or disability); **HEALTH** (any person in the household has general health that is bad or very bad or is identified as disabled); **HOUSING** (household accommodation is either overcrowded, in a shared dwelling, or has no central heating).





**Population**  
**6,500**

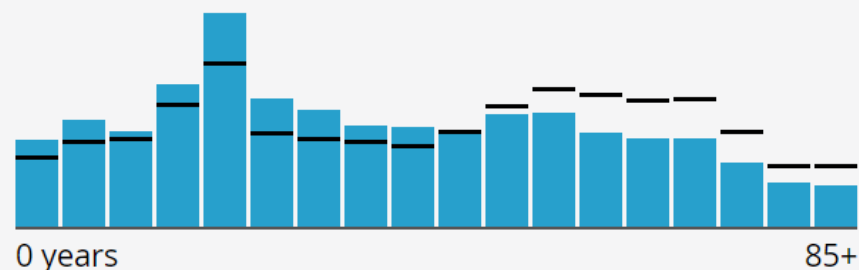
71,500 people in Ceredigion  
Rounded to the nearest 100 people

**Number of Households**  
**2,700**

30,900 people in Ceredigion  
Rounded to the nearest 100 people

## Age profile

**Aberystwyth South** — (Ceredigion)



0 years

% of all people, 5 year age bands

85+



**Males- 48.4%** (48.9%)  
**Females – 51.6%** (51.1%)



**21.3%** (21.9%)  
**Disabled under**  
**the Equality Act**



**17.7%** (25.7%) **aged 65+**  
**2.2%** (3.3%) **aged 85+**  
**35.2%** (28.8%) **<24 yrs.**



**BAME 6.7%** (3.2%)  
**White 92.2%** (96.2%)  
**Other Ethnic Group**  
**1.0%** (0.5%)  
**Born outside the UK**  
**11.4%** (7.1%)



% of people aged three years  
and over that can speak Welsh

**MSOA 33.1%**  
**Ceredigion 45.3%**

Working aged people in  
**EMPLOYMENT**  
**DERIVATION**

**8.0%**

People in **INCOME**  
**DEPRIVATION**

**13.0%**

Adults aged 16+ with **NO**  
**QUALIFICATIONS**

**12.9%** (14.7%)

**EMPLOYED**

**50.9%** (49.1%)

People in **OVERCROWDED**  
**HOUSEHOLDS**

**7.0%**

**HOUSEHOLD TENURE:**  
**RENTED (All)**

**44.9%** (31.2%)

People with a **LIMITING**  
**LONG-TERM ILLNESS**

**21.6%**

**PREMATURE DEATH RATE**  
(per 100K)

**366.4**

**SOURCE:** Welsh Index of Multiple  
Deprivation (2019)  
ONS, 2021 Census  
ONS, Children in Low Income Families,  
2022  
Carmarthenshire Ave in (%) where  
available

Percent (and Number) of children (under 16 years) living  
in relative low-income families (ONS 2021)

**ABERYSTWYTH**  
**PENPARCAU**

**35.6%** (232 CHILDREN)

**ABERYSTWYTH RHEIDOL**

**27.5** (61 CHILDREN)

**LLANBADARN FAWR-**  
**PADARN**

**14.1%** (26 CHILDREN)

**LLANBADARN FAWR-**  
**SULIEN**

**7.1%** (14 CHILDREN)

**UNEMPLOYED**

**3.9%** (3.0%)

**ECONOMICALLY INACTIVE**

**45.2%** (47.9%)

Likelihood of **POOR-**  
**QUALITY HOUSING**

**15.3%**

Households **NOT DEPRIVED**  
any dimension\*

**48.6%** (47.1%)

People in bad or very bad  
**GENERAL HEALTH**

**5.7%** (6.1%)

GP recorded **CHRONIC**  
**CONDITION**

**14.2%**

GP recorded **MENTAL**  
**HEALTH CONDITION**

**23.6%**

**CANCER INCIDENCE rate**  
per 100K

**617.8**

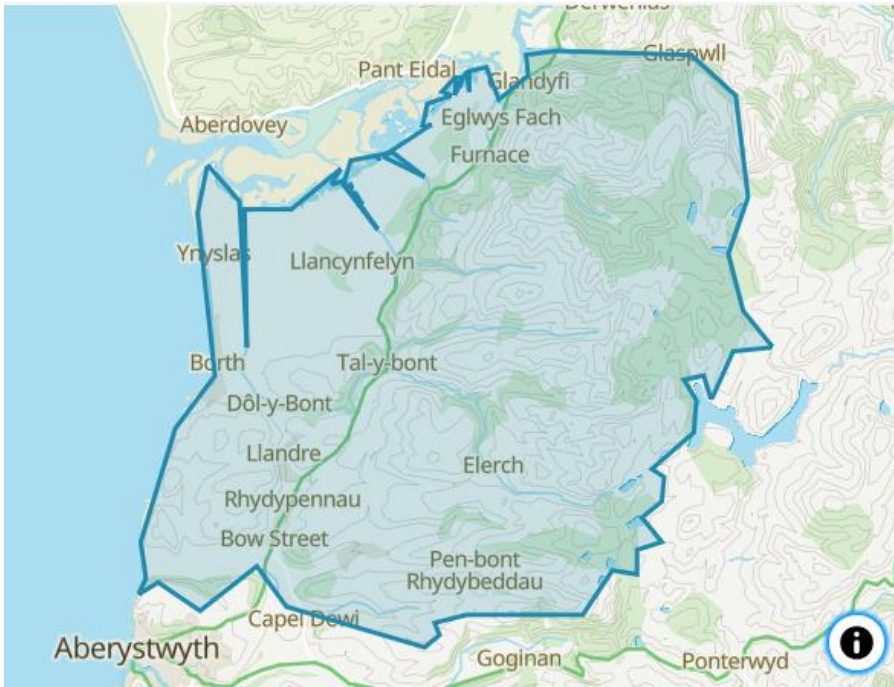
Provision of  
**UNPAID CARE**

**8.9%** (10.5%)

Children aged 4-5 who are  
**OBESE** (WIMD data)

**12.4%**

\* The dimensions of deprivation used to classify households include **EDUCATION** (no one has level 2 qualifications); **EMPLOYMENT** (if any household member is unemployed/ economically inactive due to long-term sickness or disability); **HEALTH** (any person in the household has general health that is bad or very bad or is identified as disabled); **HOUSING** (household accommodation is either overcrowded, in a shared dwelling, or has no central heating).



**Population**  
**7,400**

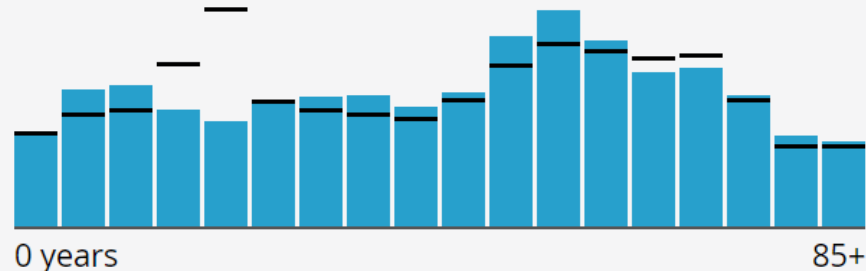
71,500 people in Ceredigion  
Rounded to the nearest 100 people

**Number of Households**  
**3,200**

30,900 people in Ceredigion  
Rounded to the nearest 100 people

## Age profile

**Borth & Bont-goch** — (Ceredigion)



% of all people, 5 year age bands



**Males- 48.1%** (48.9%)  
**Females – 51.9%** (51.1%)



**20.1%** (21.9%)  
**Disabled under**  
**the Equality Act**



**25.4%** (25.7%) **aged 65+**  
**3.5%** (3.3%) **aged 85+**  
**24.3%** (28.8%) **<24 yrs.**



**BAME 2.3%** (3.2%)  
**White 97.4%** (96.2%)  
**Other Ethnic Group**  
**0.3%** (0.5%)  
**Born outside the UK**  
**4.6%** (7.1%)



% of people aged three years  
and over that can speak Welsh

**MSOA 49.6%**  
**Ceredigion 45.3%**

**Working aged people in**  
**EMPLOYMENT**  
**DERIVATION**  
**6.0%**

**People in INCOME**  
**DEPRIVATION**  
**10.0%**

**Adults aged 16+ with NO**  
**QUALIFICATIONS**  
**12.9%** (14.7%)

**EMPLOYED**  
**55.9%** (49.1%)

**People in OVERCROWDED**  
**HOUSEHOLDS**  
**3.1%**

**HOUSEHOLD TENURE:**  
**RENTED (All)**  
**23.3%** (31.2%)

**People with a LIMITING**  
**LONG-TERM ILLNESS**  
**18.3%**

**PREMATURE DEATH RATE**  
**(per 100K)**  
**281.7**

**SOURCE:** Welsh Index of Multiple  
Deprivation (2019)  
ONS, 2021 Census  
ONS, Children in Low Income Families,  
2022  
Carmarthenshire Ave in (%) where  
available

**Percent (and Number) of children (under 16 years) living**  
**in relative low-income families (ONS 2021)**

**BORTH**  
**20.3%** (62 Children) ↗

**CEULANAMAESMAWR**  
**28.5%** (86 Children) ↗

**TIRYMYNACH**  
**21.9%** (71 Children) ↗

**TREFEURIG**  
**20.0%** (60 Children) ↗

**UNEMPLOYED**  
**2.0%** (3.0%)

**ECONOMICALLY INACTIVE**  
**42.2%** (47.9%)

**Likelihood of POOR-**  
**QUALITY HOUSING**  
**25.8%**

**Households NOT DEPRIVED**  
**any dimension\***  
**51.6%** (47.1%)

**People in bad or very bad**  
**GENERAL HEALTH**  
**5.3%** (6.1%)

**GP recorded CHRONIC**  
**CONDITION**  
**12.9%**

**GP recorded MENTAL**  
**HEALTH CONDITION**  
**20.8%**

**CANCER INCIDENCE rate per**  
**100K**  
**504.3**

**Provision of**  
**UNPAID CARE**  
**10.9%** (10.5%)

**Children aged 4-5 who are**  
**OBESE (WIMD data)**  
**11.5%**

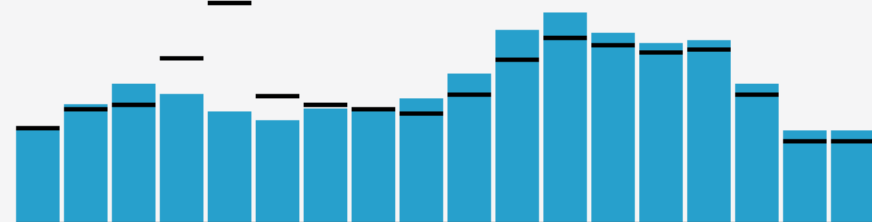
★ The dimensions of deprivation used to classify households include **EDUCATION** (no one has level 2 qualifications); **EMPLOYMENT** (if any household member is unemployed/ economically inactive due to long-term sickness or disability); **HEALTH** (any person in the household has general health that is bad or very bad or is identified as disabled); **HOUSING** (household accommodation is either overcrowded, in a shared dwelling, or has no central heating).



<b>Population</b> <b>11,500</b> <small>71,500 people in Ceredigion Rounded to the nearest 100 people</small>	<b>Number of Households</b> <b>5,000</b> <small>30,900 people in Ceredigion Rounded to the nearest 100 people</small>
--	---

## Age profile

■ Rheidol, Ystwyth & Caron — (Ceredigion)



0 years  
% of all people, 5 year age bands



**Males- 50.7%** (48.9%)  
**Females – 49.3%** (51.1%)



**20.4%** (21.9%)  
**Disabled under  
the Equality Act**



**27.7%** (25.7%) **aged 65+**  
**3.7%** (3.3%) **aged 85+**  
**24.0%** (28.8%) **<24 yrs.**



**BAME 2.6%** (3.2%)  
**White 97.0%** (96.2%)  
**Other Ethnic Group**  
**0.3%** (0.5%)  
**Born outside the UK**  
**4.7%** (7.1%)



% of people aged three years  
and over that can speak Welsh  
**MSOA 51.8%**  
**Ceredigion 45.3%**

Working aged people in  
**EMPLOYMENT**  
**DERIVATION**  
**7.0%**

People in **INCOME**  
**DEPRIVATION**  
**10.0%**

Adults aged 16+ with **NO**  
**QUALIFICATIONS**  
**14.5%** (14.7%)

**EMPLOYED**  
**54.1%** (49.1%)

People in **OVERCROWDED**  
**HOUSEHOLDS**  
**3.67%**

**HOUSEHOLD TENURE:**  
**RENTED (All)**  
**22.0%** (31.2%)

People with a **LIMITING**  
**LONG-TERM ILLNESS**  
**18.3%**

**PREMATURE DEATH RATE**  
(per 100K)  
**285.2**

**SOURCE:** Welsh Index of Multiple  
Deprivation (2019)  
ONS, 2021 Census  
ONS, Children in Low Income Families,  
2022  
Carmarthenshire Ave in (%) where  
available

Percent (and Number) of  
children (under 16 years)  
living in relative low-  
income families (ONS  
2021)

**LLANFARIAN**  
**13.1%** (39 Children)

**TREGARON**  
**22.9%** (46 Children)

**UNEMPLOYED**  
**2.1%** (3.0%)

Likelihood of **POOR-**  
**QUALITY HOUSING**  
**36.9%**

People in bad or very bad  
**GENERAL HEALTH**  
**5.7%** (6.1%)

GP recorded **MENTAL**  
**HEALTH CONDITION**  
**19.9%**

Provision of  
**UNPAID CARE**  
**11.5%** (10.5%)

★ The dimensions of deprivation used to classify households include **EDUCATION** (no one has level 2 qualifications); **EMPLOYMENT** (if any household member is unemployed/economically inactive due to long-term sickness or disability); **HEALTH** (any person in the household has general health that is bad or very bad or is identified as disabled); **HOUSING** (household accommodation is either overcrowded, in a shared dwelling, or has no central heating).

**FAENOR**  
**26.5%** (72 Children)

**LLANGEITHO**  
**30.5%** (61 Children)

**YSTWYTH**  
**21.4%** (74 Children)

**ECONOMICALLY INACTIVE**  
**43.8%** (47.9%)

Households **NOT**  
**DEPRIVED** any dimension\*  
**50.0%** (47.1%)

GP recorded **CHRONIC**  
**CONDITION**  
**12.8%**

**CANCER INCIDENCE** rate  
per 100K  
**505.4**

Children aged 4-5 who are  
**OBESE** (WIMD data)  
**10.5%**



# **APPENDIX:**

## **MORBIDITY & MORTALITY DATA FOR SEPCIFIC CONDITIONS**

Where available data are presented at Primary Care Cluster level, Upper Super Output Area (USOA) or Middle Super Output Area (MSOA).

The coloured arrow on each map indicates the Hywel Dda trend for the period 2012/13 – 2021/22

Quality Assurance and Improvement Framework (QAIF) disease registers by local health board, cluster and GP practice

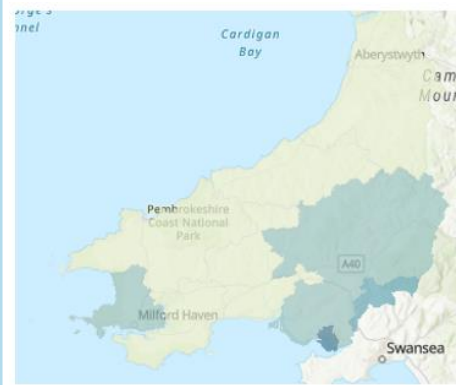
Measure: Prevalence rate (%)

Year: 2021-22

	Asthma	Atrial fibrillation	Cancer	Chronic obstructive pulmonary disease	Secondary prevention of coronary heart disease	Dementia	Diabetes mellitus (patients aged 17+)	Epilepsy (patients aged 18+)	Heart failure	Hypertension	Learning disability	Mental health	Obesity (patients aged 16+)	Osteoporosis (patients aged 50+)	Palliative care	Rheumatoid Arthritis (patients aged 16+)	Stroke and transient ischaemic attack
Wales	7.15	2.49	3.39	2.24	3.47	0.70	7.97	0.96	1.17	15.73	0.49	1.03	11.83	0.58	0.30	0.90	2.15
Hywel Dda University Health Board	7.22	3.12	3.73	2.30	3.95	0.76	8.38	0.99	1.30	16.79	0.54	1.03	11.58	0.46	0.37	1.15	2.41
North Ceredigion	6.37	2.60	3.55	1.91	3.26	0.59	6.72	0.79	1.69	14.72	0.39	0.94	10.41	0.41	0.42	0.93	1.87
Borth Medical Practice	5.99	3.82	5.11	2.57	5.70	0.92	9.59	0.72	2.76	19.96	0.15	1.36	15.54	0.31	0.48	1.01	2.57
Church Surgery	6.16	2.60	3.59	1.67	3.05	0.58	6.39	0.85	1.32	13.08	0.40	1.38	8.61	0.57	0.27	0.93	2.02
Tanyfron Primary Care	6.90	3.44	4.39	2.76	4.24	0.63	9.24	0.81	2.07	19.97	0.58	0.86	13.52	0.20	0.41	1.08	2.35
Meddygfa Padarn Surgery	5.00	1.21	1.65	0.81	1.44	0.23	3.59	0.63	1.00	7.11	0.26	0.59	6.44	0.28	0.16	0.43	0.84
Ystwyth Medical Group	7.29	2.95	4.04	2.23	3.52	1.05	7.17	0.94	1.58	16.94	0.43	0.94	10.49	0.83	0.79	1.27	2.03
Tregaron Surgery	6.55	2.97	4.47	2.10	4.04	0.52	7.95	0.94	2.40	19.32	0.38	0.95	14.38	0.23	0.93	1.57	2.84
Llanilar Health Centre	8.25	3.22	4.52	2.90	4.44	0.50	8.08	0.69	2.87	19.13	0.50	0.65	13.63	0.13	0.27	0.74	1.86


# RESPIRATORY DISEASE

(Where available data are presented at Primary Care Cluster level or Upper Super Output Area USOA).



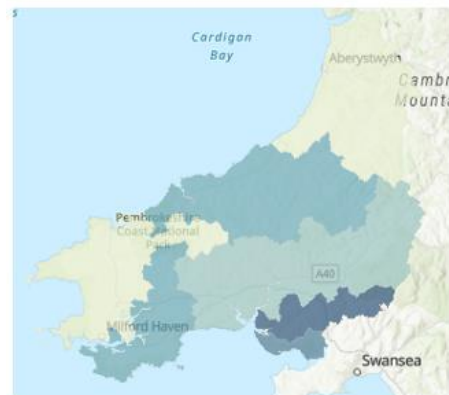

USOA (Census 2011 based)

All Respiratory Diseases, Death Rates (Age-standardised) per 100k pop, Persons, All Ages|2020



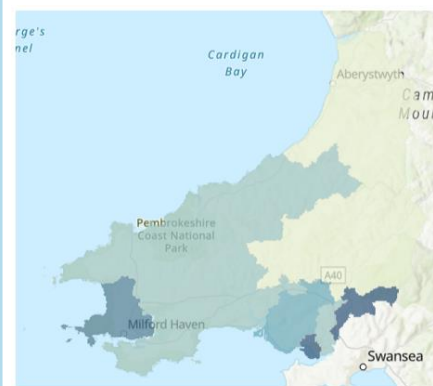
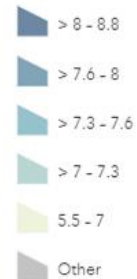
MSOA (Census 2011 based)

All Respiratory Diseases, Emergency Admission Rates (Age-standardised) per 100k pop, Persons, All Ages|2020/21



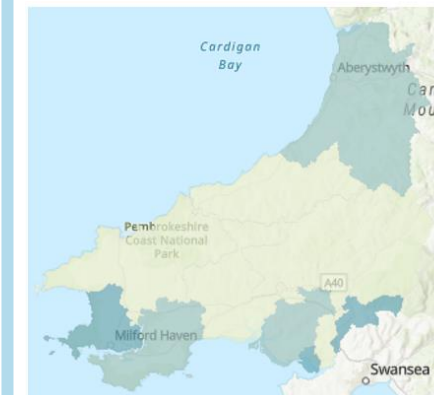

Primary Care Clusters

Asthma, Prevalence (Percent) by Register|2019/20



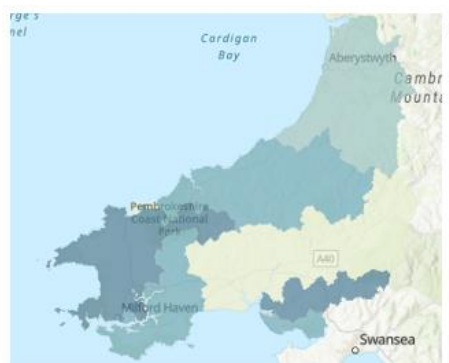

USOA (Census 2011 based)

Chronic Obstructive Pulmonary Disease (COPD), Death Rates (Age-standardised) per 100k pop, Persons, All Ages|2020



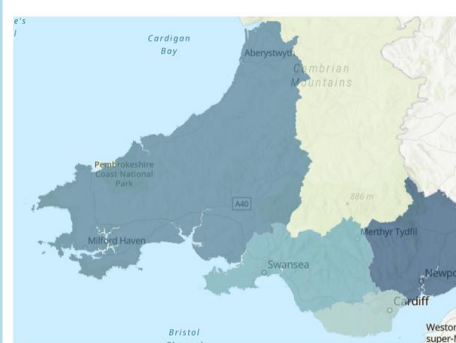

USOA (Census 2011 based)

Chronic Obstructive Pulmonary Disease (COPD), Emergency Admission Rates (Age-standardised) per 100k pop, Persons, All Ages|2020/21



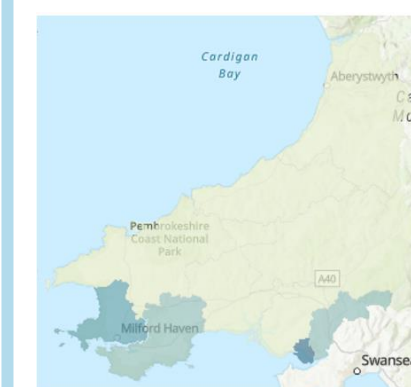
Primary Care Clusters

Chronic Obstructive Pulmonary Disease (COPD), Prevalence (Percent) by Register|2019/20



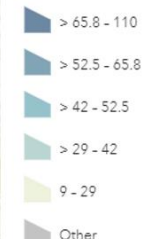
Local Health Board (Apr 19)

Asthma, Death Rates (Age-standardised) per 100k pop 3 Yr avg, Persons, All Ages|2019 - 21

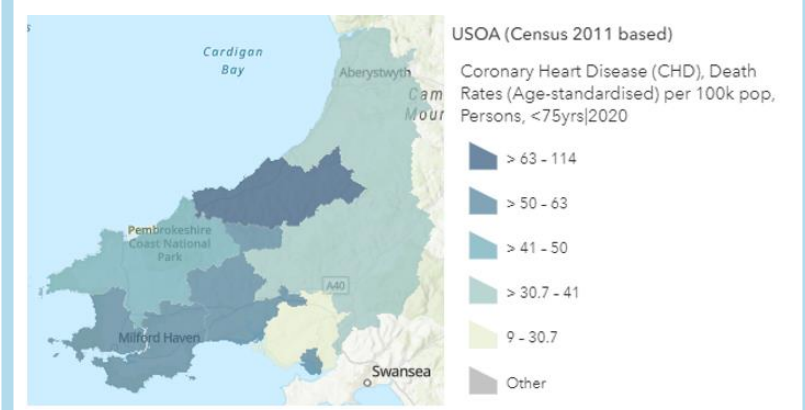
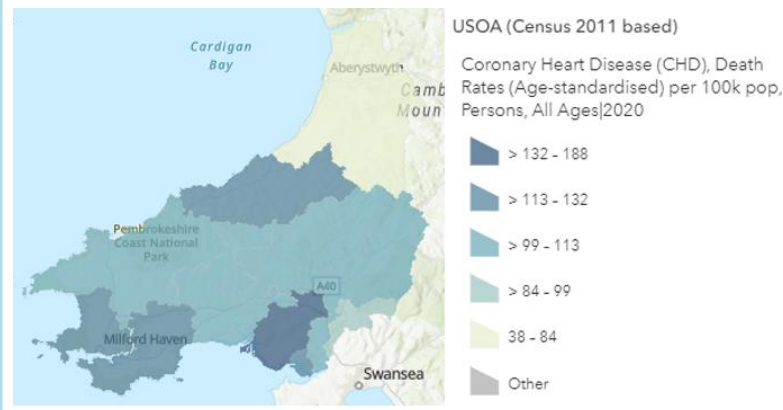
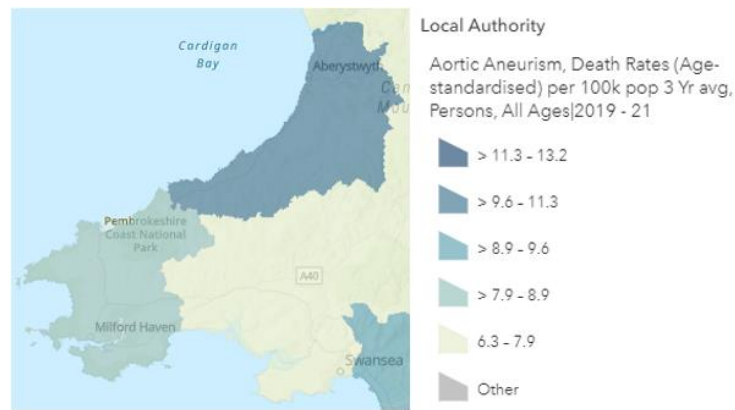
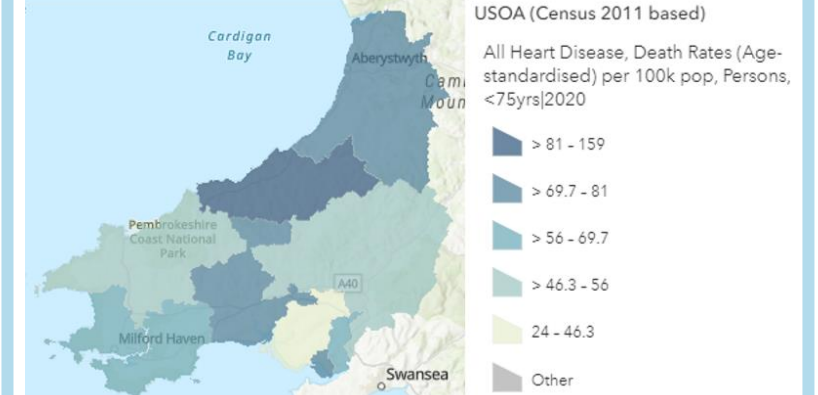
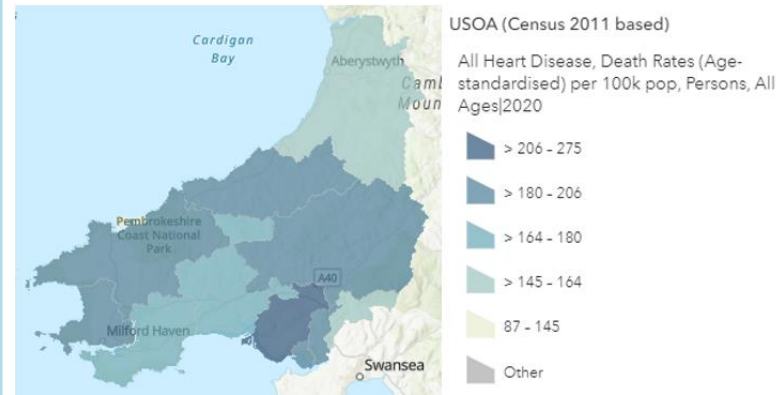
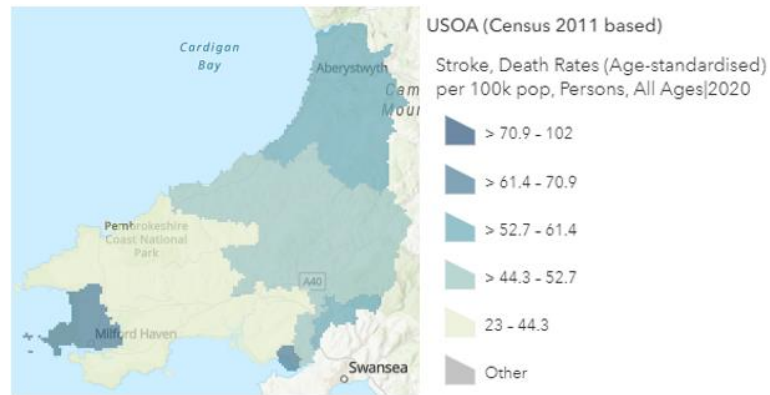
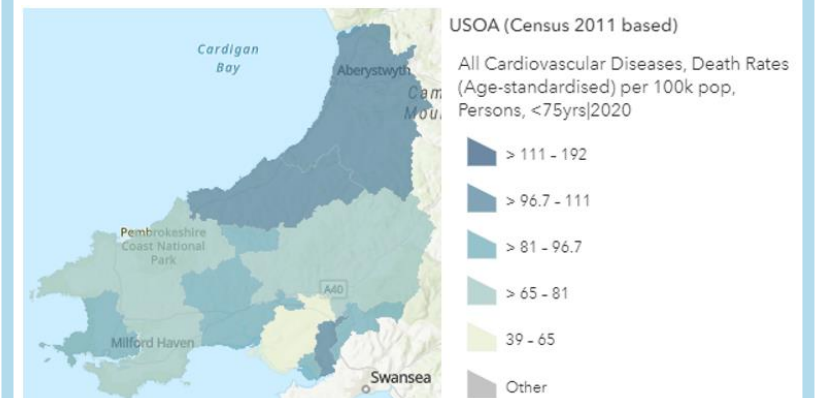
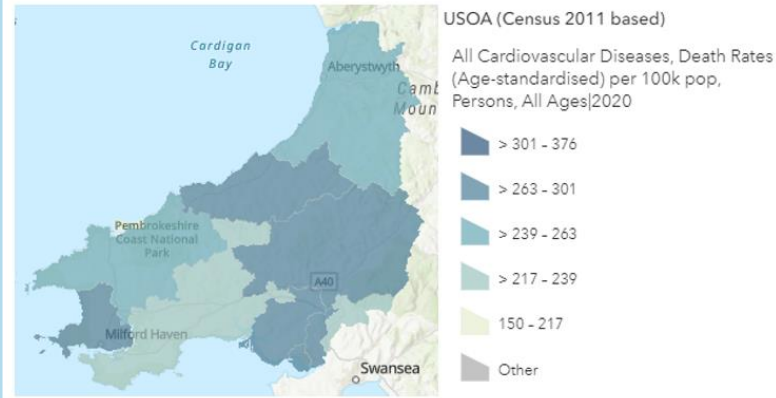


USOA (Census 2011 based)

Asthma, Emergency Admission Rates (Age-standardised) per 100k pop, Persons, All Ages|2020/21

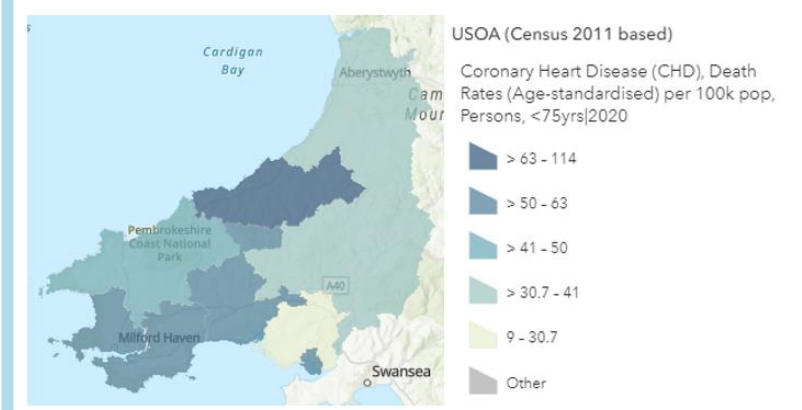
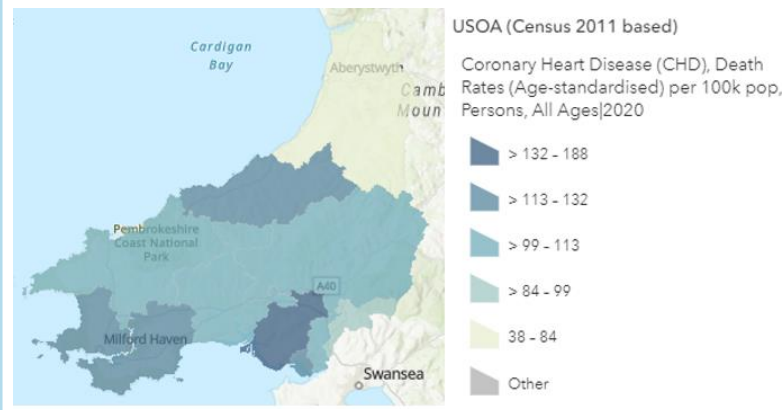
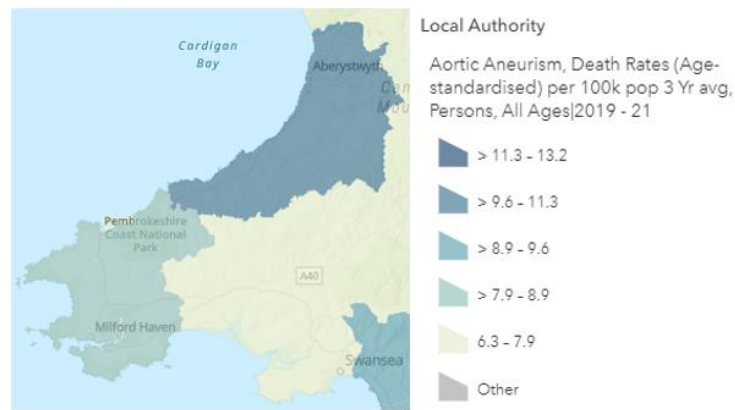
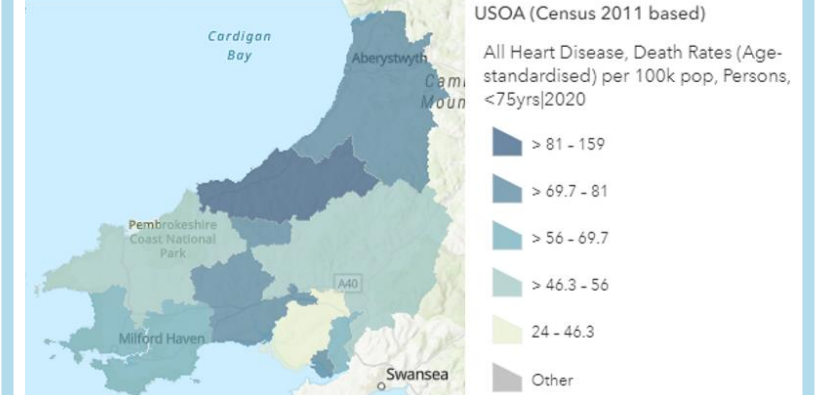
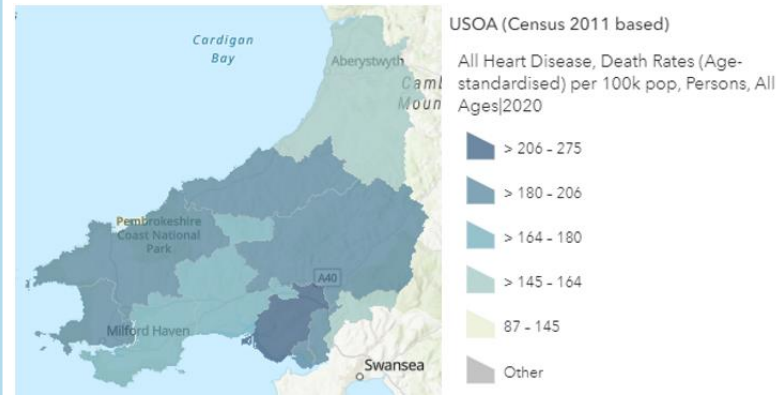
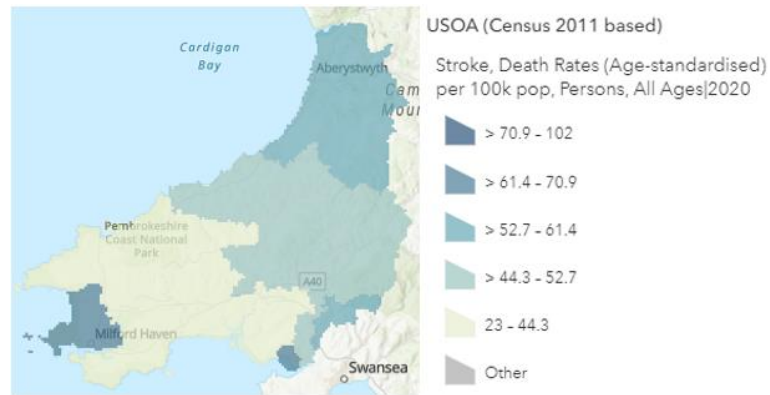
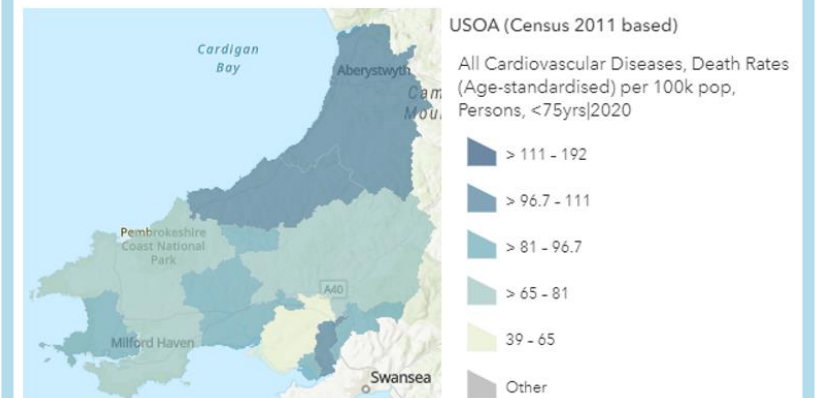
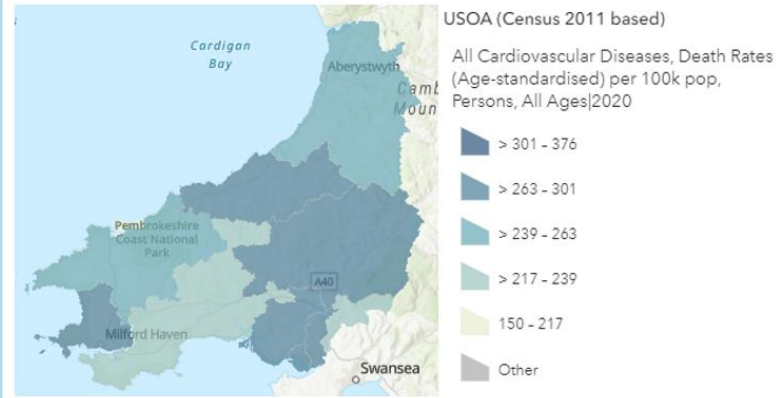


# CARDIOVASCULAR DISEASE

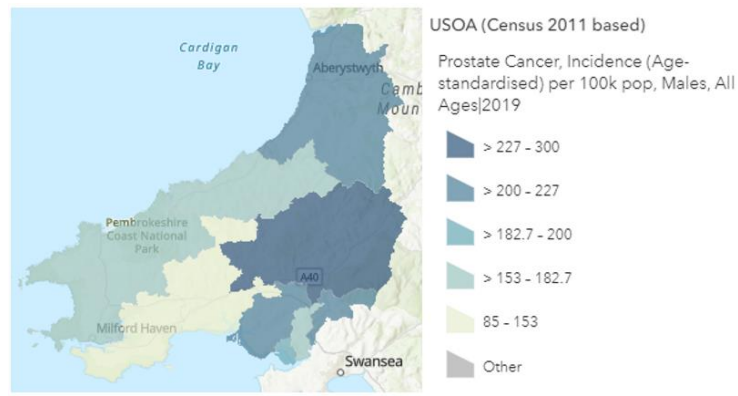
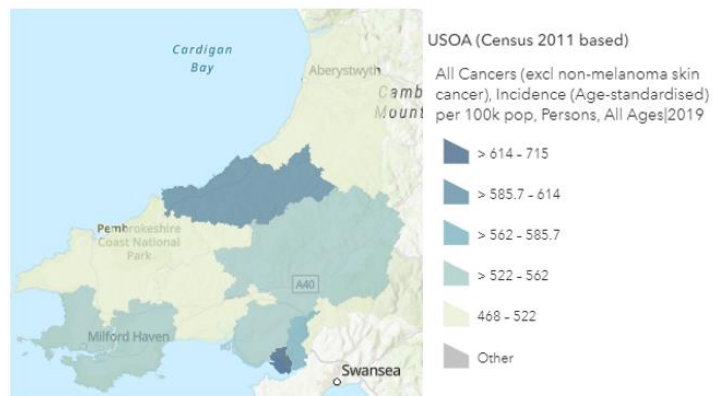
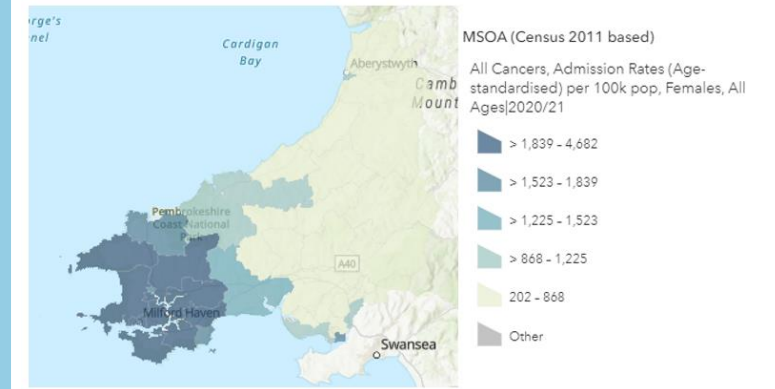
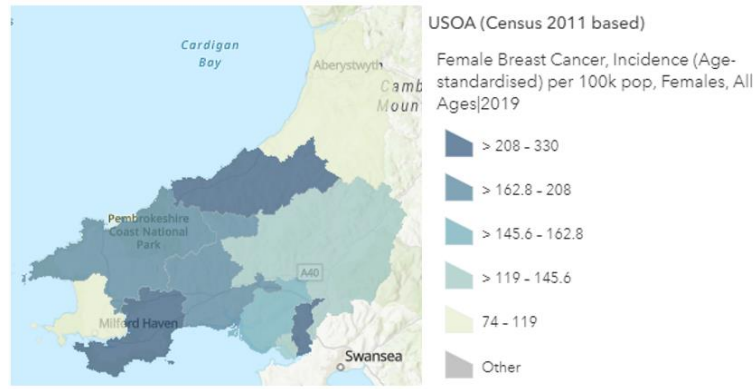
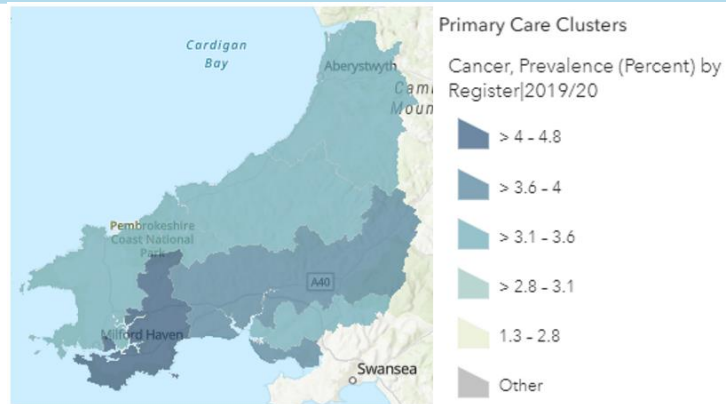
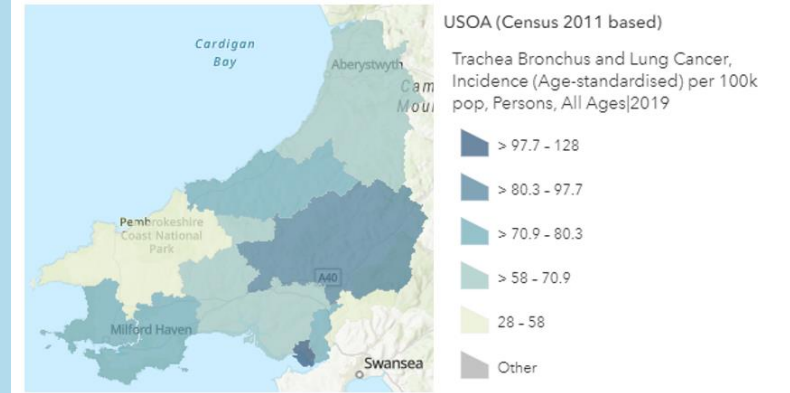
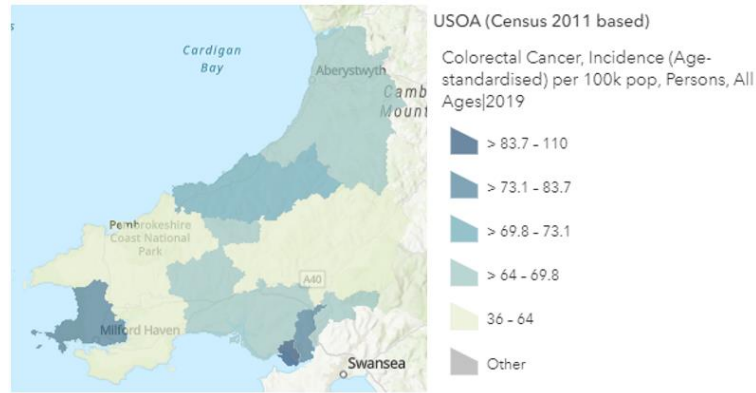




# CARDIOVASCULAR DISEASE

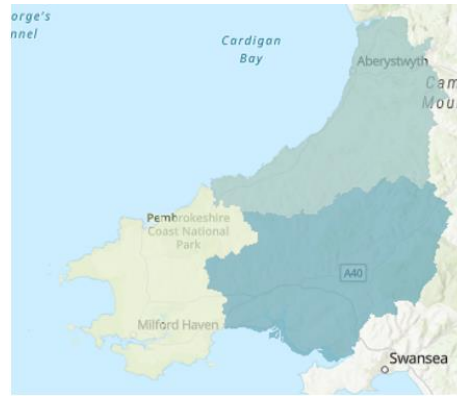


# CANCER INCIDENCE



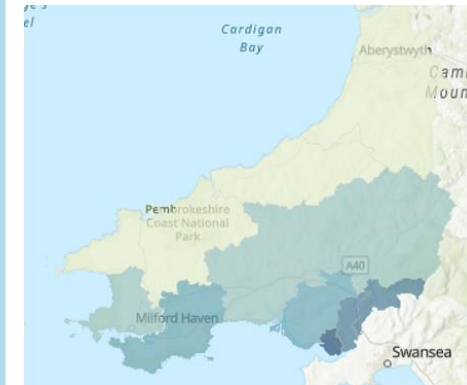



# CANCER MORTALITY



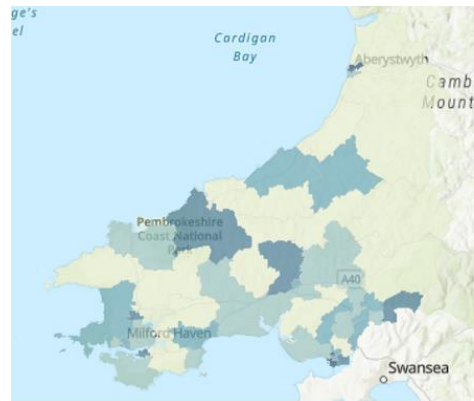

## Local Authority

Colorectal Cancer, Death Rates (Age-standardised) per 100k pop 3 Yr avg, Persons, All Ages[2019 - 21]



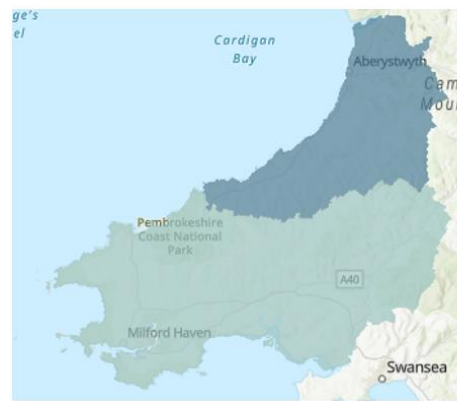

## USOA (Census 2011 based)

Trachea Bronchus and Lung Cancer, Death Rates (Age-standardised) per 100k pop 3 Yr avg, Persons, All Ages[2018 - 20]



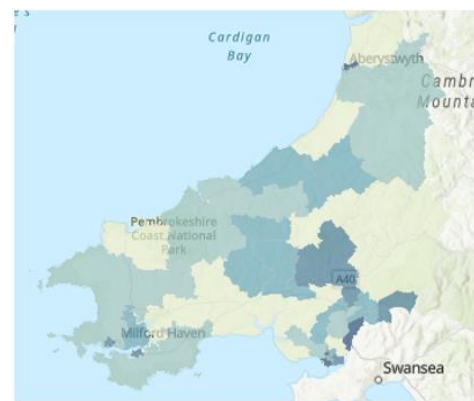

## MSOA (Census 2011 based)

All Cancers, Death Rates (Age-standardised) per 100k pop 3 Yr avg, Persons, All Ages[2018 - 20]




## Local Authority

Female Breast Cancer, Death Rates (Age-standardised) per 100k pop 3 Yr avg, Females, All Ages[2019 - 21]



## MSOA (Census 2011 based)

All Cancers, Death Rates (Age-standardised) per 100k pop 3 Yr avg, Persons, <75[2018 - 20]

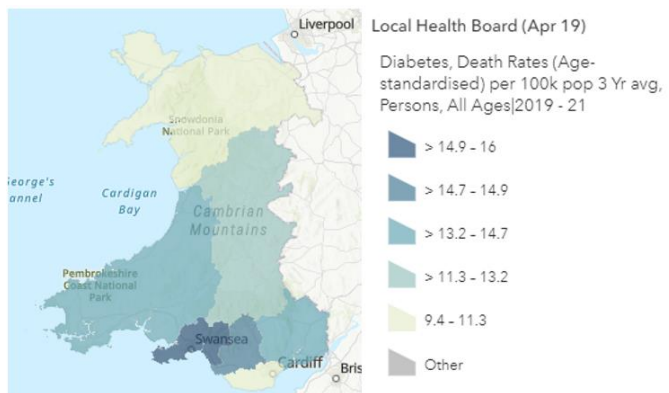
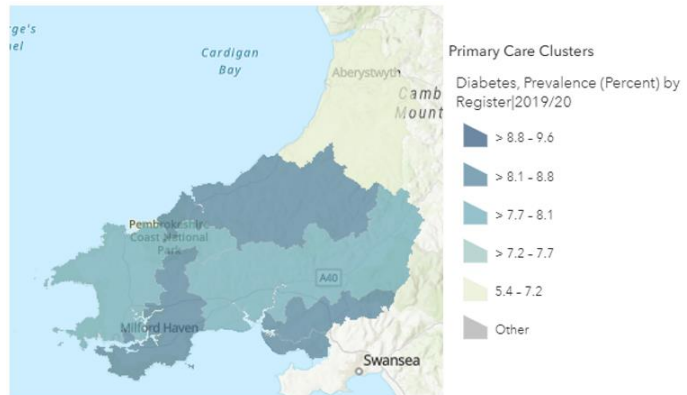


## Local Authority

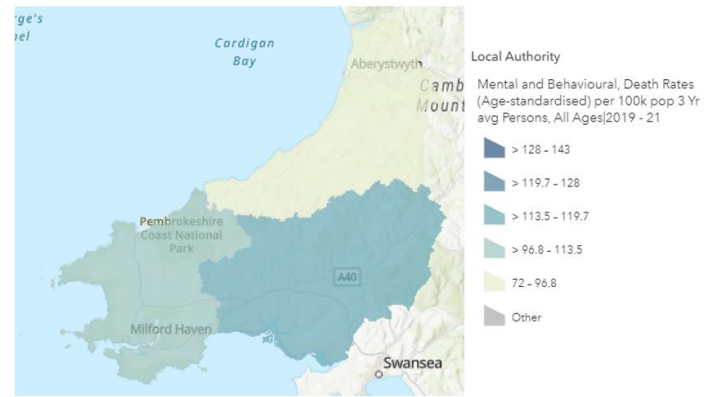
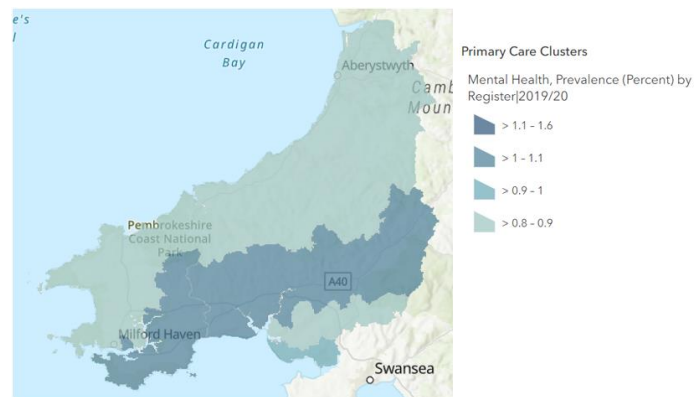
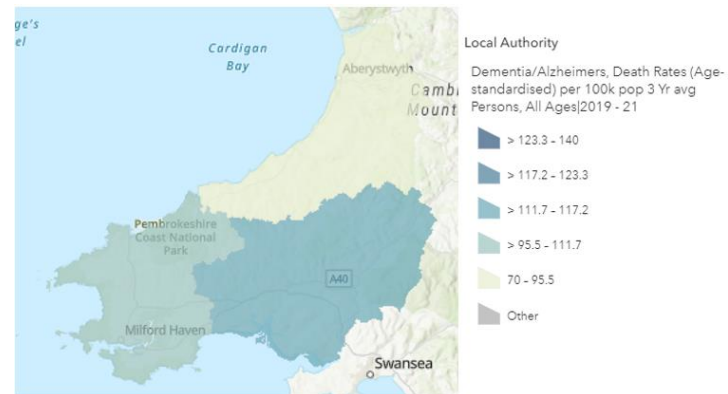
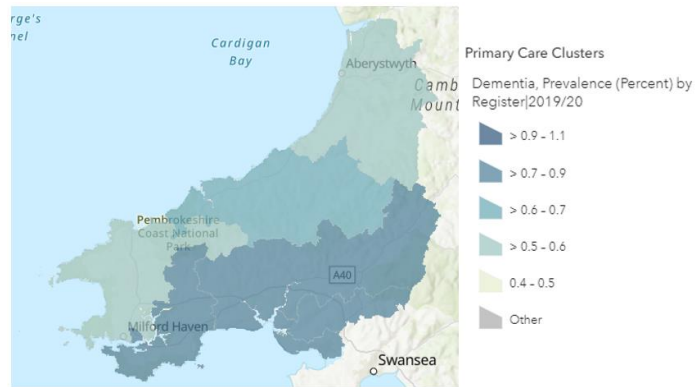
Prostate Cancer, Death Rates (Age-standardised) per 100k pop 3 Yr avg, Males, All Ages[2019 - 21]



# DIABETES



# DEMENTIA & MENTAL HEALTH





# Cluster Profile for South Ceredigion

*Prepared by: Dawn Esther-Davies, Hywel Dda Public Health Team*

# INTRODUCTION:

- This document provides an overview of data compiled from a number of sources, including, the Office for National Statistics (Census Data), Primary Care Data Portal and the Welsh Index of Multiple Deprivation.
- This information is intended to provide an overview of some of the key issues, at the smallest geographical level available, that have the biggest impact on health for the cluster.
- These data will be reviewed on a regular basis to ensure updates are included.
- These data should be used in conjunction with the Regional Partnership Boards Population Needs Assessment (see attached document) as this provides information on key issues and gaps for key priority groups in Hywel Dda





## PRIORITIES TO IMPROVE POPULATION HEALTH

### 1. PRIORITISE LONG-TERM CONDITIONS THAT HAVE A SIGNIFICANT IMPACT ON POPULATION HEALTH:

- Coronary Heart Disease
- Heart Failure
- Stroke
- Diabetes
- COPD
- Asthma
- Dementia
- Mental Health

### 2. ADDRESS BEHAVIOURAL RISK FACTORS:

- Smoking
- Unhealthy Diet
- Physical Inactivity
- Alcohol & Drug Misuse

### 3. PROMOTE ONGOING CASE FINDING & MONITORING OF CLINICAL RISK FACTORS:

- Hypertension
- Obesity in Children
- Obesity in Adults
- Raised fasting glucose & cholesterol

### 4. CONTINUE TO PROMOTE UPTAKE OF SCREENING PROGRAMMES TO IDENTIFY CANCER AT AN EARLY STAGE:

- All Screening Programmes (AAA, Bowel, Breast, Cervical) targeting high risk groups to address health inequalities and vulnerable populations.

### 5. CONTINUE TO PROMOTE INFECTIOUS DISEASE PREVENTION:

- Influenza vaccination uptake
- Childhood Vaccination uptake
- COVID-19
- Other communicable diseases (e.g. TB, Hep C)

### 6. SOCIO-ECONOMIC & DEMOGRAPHIC RISK FACTORS ARE PART OF THE WIDER DETERMINANTS OF HEALTH AND SHOULD BE CONSIDERED WHEN TARGETING SERVICES/ INTERVENTIONS:

- Consider income Deprivation and the impact of:
  - Cost of Living
  - Food insecurity
- Housing quality & instability, neighbourhood and the built environment all have an impact on physical and mental wellbeing
- Ageing Population (especially those that are frail, at a high risk of falls and People with Dementia)
- Focus on population groups that are at risk of poor health outcomes including people with Learning Disabilities, Autism and Mental Ill Health.
- Consider Multiple Deprivation and especially those communities in the most deprived 20% of WIMD

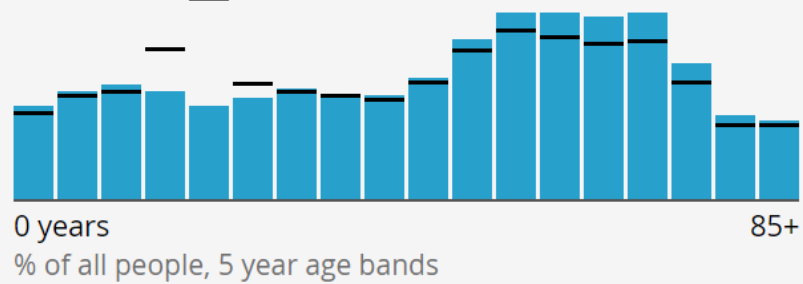




<b>Population</b> <b>47,900</b> <small>71,500 people in Ceredigion Rounded to the nearest 100 people</small>	<b>Number of Households</b> <b>21,600</b> <small>30,900 people in Ceredigion Rounded to the nearest 100 people</small>	<b>Households not in Deprivation</b> <b>45.4%</b> (47.1%)	<b>People in poor or very poor general health</b> <b>6.8%</b> (6.1%)
<b>Employed</b> <b>50.1%</b> (49.1%)	<b>Unemployed</b> <b>2.2%</b> (3.0%)	<b>Economically Inactive</b> <b>47.7%</b> (47.9%)	<b>People providing unpaid care</b> <b>11.5%</b> (10.5%)

## Age profile


■ South Ceredigion Cluster — (Ceredigion)



**Males- 48.7%** (48.9%)  
**Females – 51.3%** (51.1%)



**22.7%** (21.9%)  
**Disabled under the Equality Act**



**29.4%** (25.7%) **aged 65+**  
**3.5%** (3.3%) **aged 85+**  
**14.0%** (13.2%) **<15 yrs.**  
**8.9%** (15.6%) **15-24 yrs.**



**BAME 1.9%** (3.2%)  
**White 97.8%** (96.2%)  
**Other Ethnic Group**  
**0.4%** (0.5%)  
**Born outside the UK**  
**4.8%** (7.1%)



% of people aged three years and over that can speak Welsh  
**Cluster 48.5%**  
**Ceredigion 45.3%**

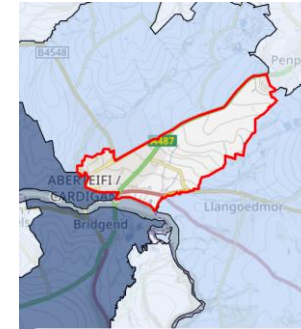
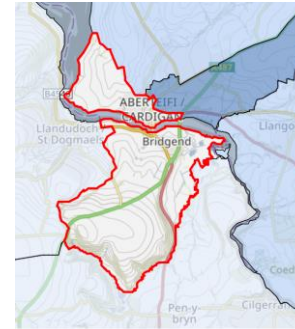
## PATIENTS LIVING IN THE MOST DEPRIVED 20% OF WIMD\*\* BY GP PRACTICE:

**Cardigan Health Centre 21.4%**  
**Emlyn Surgery 1.8%**  
**Bro Pedr Medical Group 0.0%**  
**Llynyfran Surgery 0.0%**  
**New Quay Surgery 0.0%**

## COMMUNITIES IN THE MOST DEPRIVED 20% OF WIMD

**Cardigan: Teifi** (see slide 13)  
**Cardigan: Rhyd-y-Fuwch** (See Slide 14)

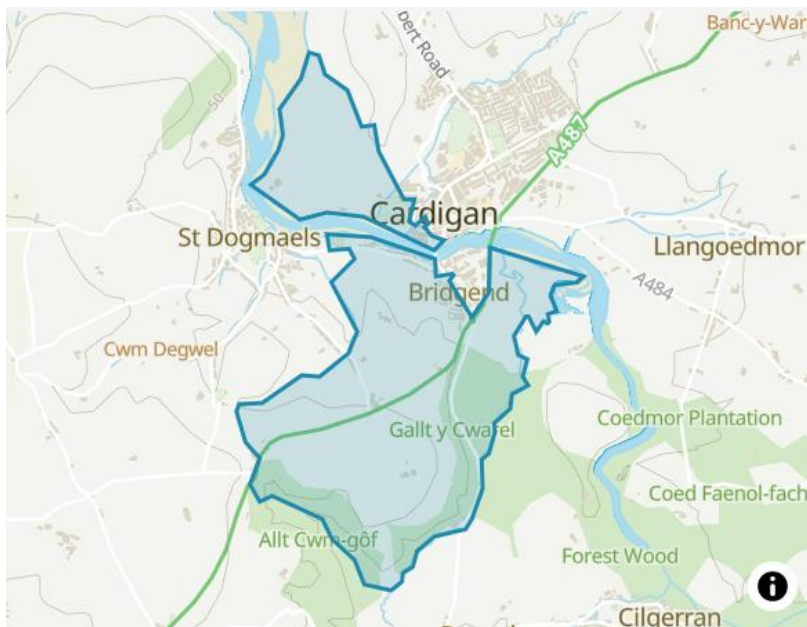
Source:  
Office for National Statistics, 2021 Census  
Welsh Index of Multiple Deprivation (WIMD), 2019



PREVALENCE OF CHRONIC CONDITIONS <small>(PRIMARY CARE DATA 2021/22, ARROW INDICATES LONG TERM TREND)</small>	CHD (SECONDARY PREVENTION)	CANCER	RISK FACTORS <small>SOURCE: National Survey for Wales 2021/22 ~ 2022/23, Adult population 16+ County level data and Hywel Dda Data.</small>	ACTIVE FOR <30 MINUTES/ WEEK	IMMUNISATION UPTAKE <small>(HYWEL DDA)</small>
ASTHMA <b>7.53%</b> ↑	<b>4.29%</b> ↓	<b>3.45%</b> ↓	CURRENT SMOKER <b>11.0%</b> (12.4%)	ALCOHOL CONSUMPTION <b>17.5%</b> (17.7%)	UP TO DATE WITH CHILDHOOD VACCINES BY AGE FOUR <b>85.71%</b> (86.8%)
COPD <b>2.61%</b> ↓	HYPERTENSION <b>17.84%</b> ↓	DIABETES (17+ Population) <b>8.30%</b> ↑	CHILDHOOD OBESITY * <b>12.5%</b> (13.6%)	E-CIGARETTE USER <b>4.3%</b> (5.8%)	INFLUENZA 65+ <b>72.30%</b> (75.89%)
ATRIAL FIBRILLATION <b>3.25%</b> ↑	MENTAL HEALTH <b>1.00</b> ↑	STROKE <b>2.50%</b> ↑	OVERWEIGHT OR OBESE (BMI >25) <b>60.9%</b> (63.1%)	OBES (BMI 30+) <b>26.3%</b> (27.0%)	INFLUENZA (At risk 6 mths to 64 yrs) <b>50.76%</b> (47.49%)
HEART FAILURE <b>1.17%</b> ↑	DEMENTIA <b>0.67%</b> ↑	SCREENING UPTAKE <small>(Hywel Dda)</small>	BOWEL <b>65.10%</b> (67.8%) ↑	CERVICAL <b>67.30%</b> (67.7%) ↓	INFLUENZA 2-3 YEAR OLDS <b>43.73%</b> (47.07%)
BREAST <b>70.10%</b> (73.4%) ↓	AAA <b>68.80%</b> (70.3%) ↓				

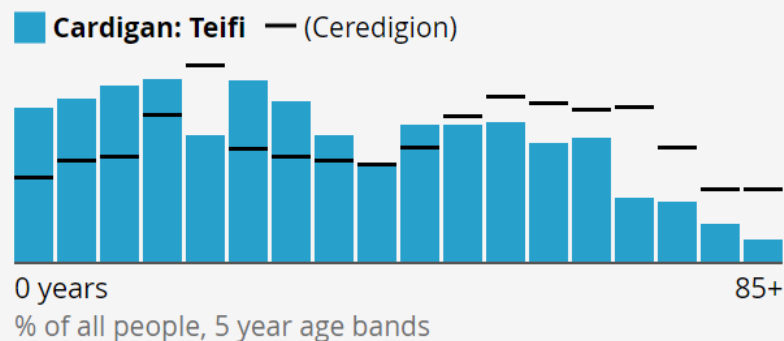
# **Socio-economic and demographic profiles for communities in the most deprived 20% of WIMD**

- Cardigan: Teifi
- Cardigan: Rhyd-y-fuwch



<b>Population</b> <b>700</b> <small>71,500 people in Ceredigion Rounded to the nearest 100 people</small>	<b>Number of Households</b> <b>290</b> <small>30,900 households in Ceredigion Rounded to the nearest 100 households</small>	<b>Households not in Deprivation</b> <b>36.4%</b> (47.1%)	<b>People in poor or very poor general health</b> <b>7.9%</b> (6.1%)
<b>Employed</b> <b>48.1%</b> (49.1%)	<b>Unemployed</b> <b>3.8%</b> (3.0%)	<b>Economically Inactive</b> <b>48.1%</b> (47.9%)	<b>People providing unpaid care</b> <b>13.7%</b> (10.5%)

## Age profile



**Males- 51.7%** (48.9%)  
**Females – 48.3%** (51.1%)

**26.8%** (21.9%)  
**Disabled under the Equality Act**

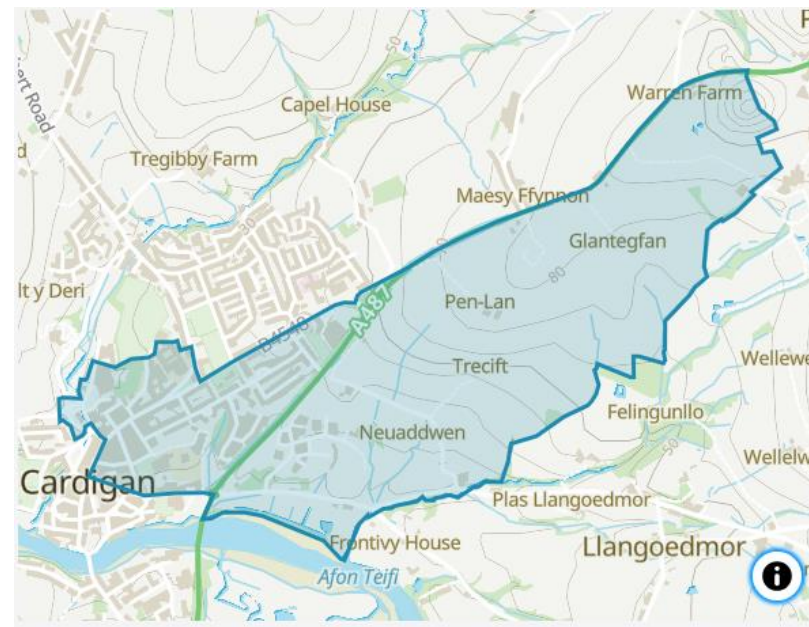
**16.2%** (25.7%) **aged 65+**  
**1.0%** (3.3%) **aged 85+**  
**25.5%** (28.8%) **<24 yrs.**

**BAME 3.2%** (3.2%)  
**White 94.5%** (96.2%)  
**Other Ethnic Group**  
**2.3%** (0.5%)  
**Born outside the UK**  
**6.4%** (7.1%)

**Cymraeg**  
% of people aged three years and over that can speak Welsh  
**MSOA 40.1%**  
**Ceredigion 45.3%**

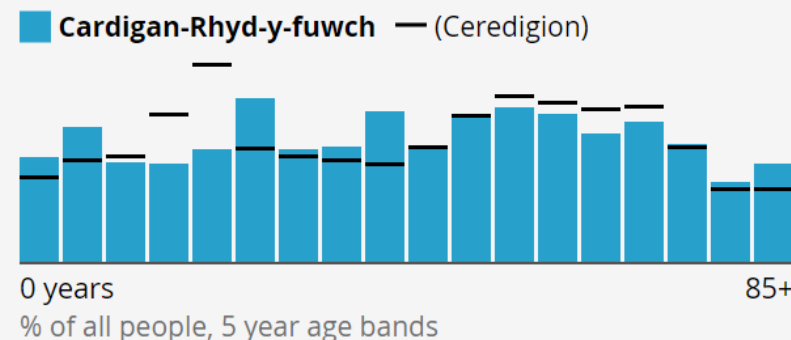
**61.6%** (31.2%)  
**households in private and social rented sector**

**Children in relative low income families (2021)**  
**43.4%** (n= 116)



<b>Population</b> <b>1,200</b> <small>71,500 people in Ceredigion Rounded to the nearest 100 people</small>	<b>Number of Households</b> <b>630</b> <small>30,900 households in Ceredigion Rounded to the nearest 100 households</small>	<b>Households not in Deprivation</b> <b>34.3%</b> (47.1%)	<b>People in poor or very poor general health</b> <b>13.2%</b> (6.1%)
<b>Employed</b> <b>46.1%</b> (49.1%)	<b>Unemployed</b> <b>3.5%</b> (3.0%)	<b>Economically Inactive</b> <b>50.4%</b> (47.9%)	<b>People providing unpaid care</b> <b>10.1%</b> (10.5%)

## Age profile



**Males- 48.6%** (48.9%)  
**Females – 51.4%** (51.1%)

**29.7%** (21.9%)  
**Disabled under the Equality Act**

**25.4%** (25.7%) **aged 65+**  
**4.4%** (3.3%) **aged 85+**  
**24.8%** (28.8%) **<24 yrs.**

**BAME 2.8%** (3.2%)  
**White 97.3%** (96.2%)  
**Other Ethnic Group**  
**2.3%** (0.5%)  
**Born outside the UK**  
**6.7%** (7.1%)

**Cymraeg**  
% of people aged three years and over that can speak Welsh  
**MSOA 47.3%**  
**Ceredigion 45.3%**

**59.5%** (31.2%)  
**households in private and social rented sector**

**Children in relative low income families (2021)**  
**33.3%** (n= 62)

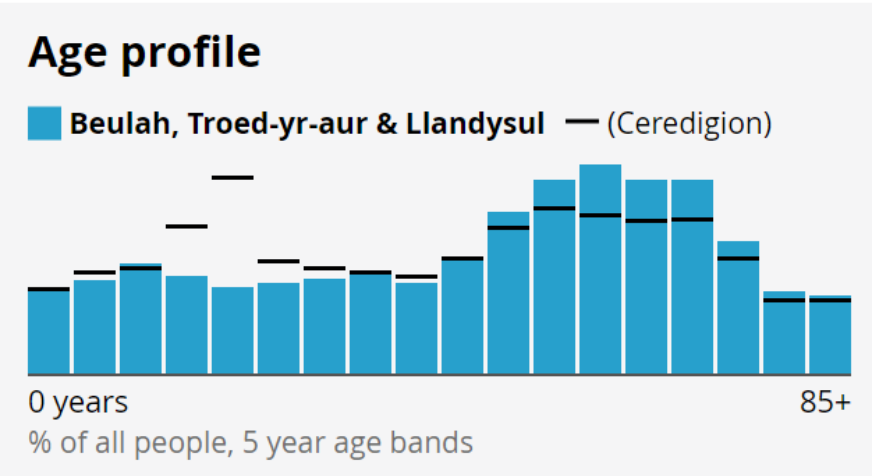
## **SOCIO-DEMOGRAPHIC/ECONOMIC PROFILES FOR:**

- Beulah, Troed-yr-aur & Llandysul
- Cardigan & Aber-porth
- Cenarth & Llangeler
- Cynwyl Gaeo
- Lampeter & Llanfihangel Ystrad
- Llanfihangel-ar-arth & Llanybydder
- New Quay & Penbryn
- St. Dogmaels & Cilgerran






<b>Population</b> <b>7,400</b> <small>71,500 people in Ceredigion Rounded to the nearest 100 people</small>	<b>Number of Households</b> <b>3,400</b> <small>30,900 households in Ceredigion Rounded to the nearest 100 households</small>
---	---



**Males- 48.4%** (48.9%)  
**Females – 51.6%** (51.1%)



**23.6%** (21.9%)  
**Disabled under  
the Equality Act**



**30.6%** (25.7%) **aged 65+**  
**3.3%** (3.3%) **aged 85+**  
**21.8%** (28.8%) **<24 yrs.**



**BAME 1.5%** (3.2%)  
**White 98.3%** (96.2%)  
**Other Ethnic Group**  
**0.1%** (0.5%)  
**Born outside the UK**  
**3.7%** (7.1%)



% of people aged three years  
and over that can speak Welsh  
**MSOA 50.8%**  
**Ceredigion 45.3%**

**Working aged people in  
EMPLOYMENT  
DERIVATION**  
**9.0%**

Percent of children (under 16  
years) living in relative low-  
income families (ONS 2015-  
2021)

**BEULAH**  
**30.5%** (81 Children) ↑

People in **INCOME  
DEPRIVATION**  
**14.0%**

**CAPEL DEWI**  
**25.0%** (28 Children) →

**LLANDYFRIOG**  
**28.9%** (73 Children) ↑

Adults aged 25-64 with **NO  
QUALIFICATIONS**  
**17.8%** (18.8%)

**LLANDYSUL TOWN**  
**31.0%** (77 Children) ↑

**TROEDYRAUR**  
**28.6%** (64 Children) ↑

**EMPLOYED**  
**49.3%** (49.1%)

**UNEMPLOYED**  
**1.8%** (3.0%)

**ECONOMICALLY INACTIVE**  
**48.9%** (47.9%)

People in **OVERCROWDED  
HOUSEHOLDS**  
**4.03%**

Likelihood of **POOR-  
QUALITY HOUSING**  
**28.8%**

Households **NOT DEPRIVED**  
any dimension\*  
**44.9%** (47.1%)

**HOUSEHOLD TENURE:  
RENTED (All)**  
**23.7%** (31.3%)

People in bad or very bad  
**GENERAL HEALTH**  
**7.1%** (6.1%)

GP recorded **CHRONIC  
CONDITION**  
**12.4%**

People with a **LIMITING  
LONG-TERM ILLNESS**  
**21.2%**

GP recorded **MENTAL  
HEALTH CONDITION**  
**19.9%**

**CANCER INCIDENCE** rate per  
100K  
**617.1**

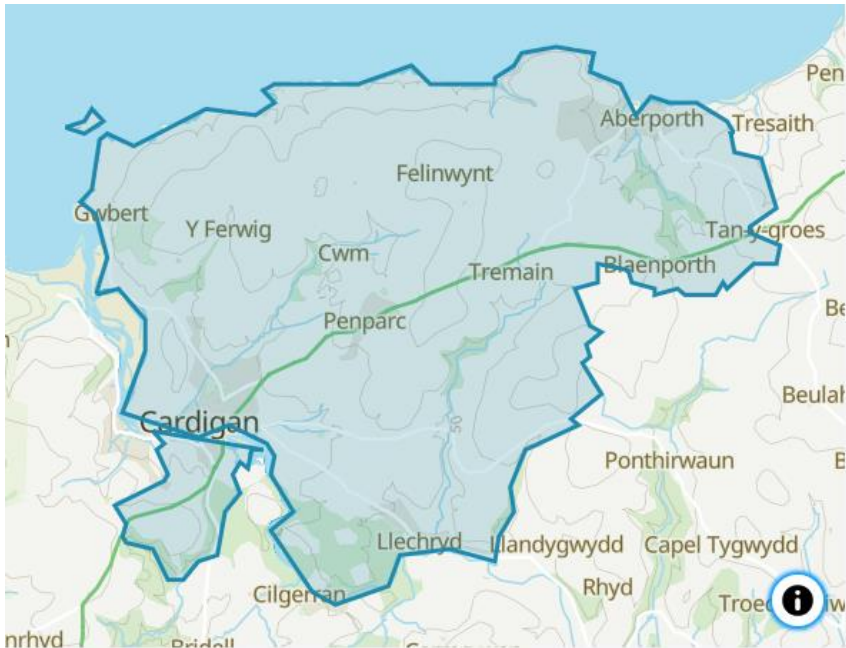
**PREMATURE DEATH RATE**  
(per 100K)  
**300.9**

Provision of  
**UNPAID CARE**  
**11.8%** (10.5%)

Children aged 4-5 who are  
**OBESE** (WIMD data)  
**13.8%**

**SOURCE:** Welsh Index of Multiple  
Deprivation (2019)  
ONS, 2021 Census  
ONS, Children in Low Income Families, 2022  
Carmarthenshire Ave in (%) where available

★ The dimensions of deprivation used to classify households include **EDUCATION** (no one has level 2 qualifications); **EMPLOYMENT** (if any household member is unemployed/economically inactive due to long-term sickness or disability); **HEALTH** (any person in the household has general health that is bad or very bad or is identified as disabled); **HOUSING** (household accommodation is either overcrowded, in a shared dwelling, or has no central heating).



**Population**  
**8,700**

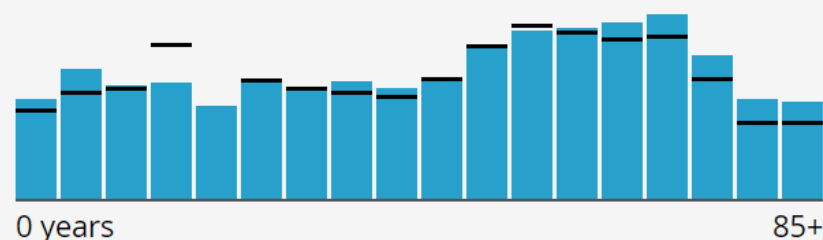
71,500 people in Ceredigion  
Rounded to the nearest 100 people

**Number of Households**  
**4,200**

30,900 households in Ceredigion  
Rounded to the nearest 100 households

## Age profile

■ Cardigan & Aberporth — (Ceredigion)



0 years

% of all people, 5 year age bands



**Males- 48.2%** (48.9%)  
**Females – 51.8%** (51.1%)



**25.0%** (21.9%)  
**Disabled under**  
**the Equality Act**



**30.3%** (25.7%) **aged 65+**  
**4.2%** (3.3%) **aged 85+**  
**23.8%** (28.8%) **<24 yrs.**



**BAME 1.9%** (3.2%)  
**White 97.5%** (96.2%)  
**Other Ethnic Group**  
**0.5%** (0.5%)  
**Born outside the UK**  
**4.3%** (7.1%)



% of people aged three years  
and over that can speak Welsh

**MSOA 48.6%**  
**Ceredigion 45.3%**

Working aged people in  
**EMPLOYMENT**  
**DERIVATION**  
**13.0%**

People in **INCOME**  
**DEPRIVATION**  
**19.0%**

Adults aged 16+ with **NO**  
**QUALIFICATIONS**  
**18.4%** (18.8%)

Working aged people in  
**EMPLOYMENT**  
**DERIVATION**  
**13.0%**

**EMPLOYED**  
**46.4%** (49.1%)

People in **OVERCROWDED**  
**HOUSEHOLDS**  
**5.22%**

**HOUSEHOLD TENURE:**  
**RENTED (All)**  
**36.0%** (31.3%)

People with a **LIMITING**  
**LONG-TERM ILLNESS**  
**22.8%**

**PREMATURE DEATH RATE**  
(per 100K)  
**397.8**

Percent (and Number) of children  
(under 16 years) living in relative  
low-income families (ONS 2015-  
2021)

**CARDIGAN: MWLDAN**  
**28.7%** (85 Children)

**CARDIGAN: TEIFI**  
**43.4%** (116 Children)

People in **INCOME**  
**DEPRIVATION**  
**19.0%**

**UNEMPLOYED**  
**2.6%** (3.0%)

Likelihood of **POOR-**  
**QUALITY HOUSING**  
**27.0%**

People in bad or very bad  
**GENERAL HEALTH**  
**7.9%** (6.1%)

GP recorded **MENTAL**  
**HEALTH CONDITION**  
**18.4%**

Provision of  
**UNPAID CARE**  
**12.0%** (10.5%)

**ABERPORTH**

**31.3%** (112 Children)

**CARDIGAN: RHY-Y-FUWCH**  
**33.3%** (62 Children)

**PEN-PARC**  
**34.8%** (106 Children)

Adults aged 16+ with **NO**  
**QUALIFICATIONS**  
**18.4%** (14.7%)

**ECONOMICALLY INACTIVE**  
**51.0%** (47.9%)

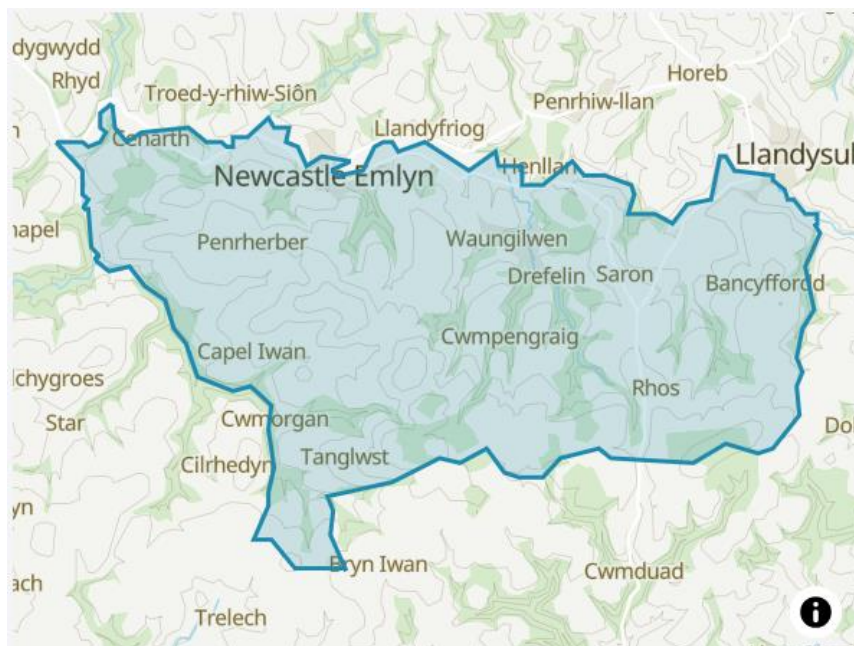
**Households NOT DEPRIVED**  
**any dimension\***  
**42.6%** (47.1%)

GP recorded **CHRONIC**  
**CONDITION**  
**12.6%**

**CANCER INCIDENCE rate**  
per 100K  
**576.8**

Children aged 4-5 who are  
**OBESE (WIMD data)**  
**11.1%**



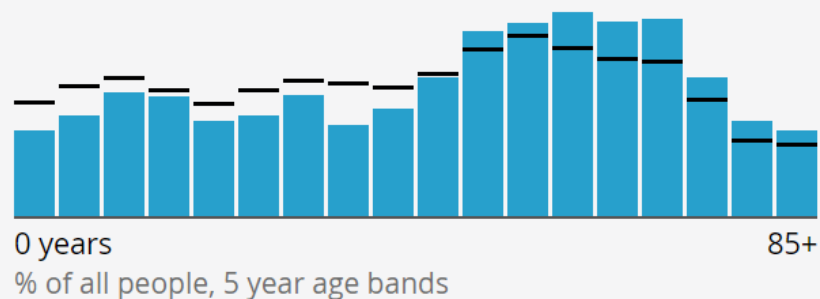


**Population**  
**5,600**  
187,900 people in Carmarthenshire  
Rounded to the nearest 100 people

**Population**  
**2,500**  
81,800 households in Carmarthenshire  
Rounded to the nearest 100 households

## Age profile

■ Cenarth and Llangeler — (Carmarthenshire)



**Males- 48.4%** (48.8%)  
**Females – 51.6%** (51.2%)



**23.7%** (23.0%)  
**Disabled under**  
**the Equality Act**



**29.3%** (24.2%) **aged 65+**  
**3.6%** (3.0%) **aged 85+**  
**22.0%** (25.8%) **<24 yrs.**



**BAME 1.7%** (2.3%)  
**White 98.1%** (97.2%)  
**Other Ethnic Group**  
**0.2%** (0.4%)  
**Born outside the UK**  
**4.1%** (5.1%)



% of people aged three years  
and over that can speak Welsh  
**MSOA 46.9%**  
**Carmarthenshire**  
**39.9%**

**Working aged people in**  
**EMPLOYMENT**  
**DERIVATION**  
**9.0%**

**People in INCOME**  
**DEPRIVATION**  
**14.0%**

**Adults aged 16+ with NO**  
**QUALIFICATIONS**  
**18.4%** (20.0%)

**EMPLOYED**  
**49.7%** (52.7%)

**People in OVERCROWDED**  
**HOUSEHOLDS**  
**5.07%**

**HOUSEHOLD TENURE:**  
**RENTED (All)**  
**27.7%** (29.3%)

**People with a LIMITING**  
**LONG-TERM ILLNESS**  
**21.6%**

**PREMATURE DEATH RATE**  
**(per 100K)**  
**286.3**

**SOURCE:** Welsh Index of Multiple  
Deprivation (2019)  
ONS, 2021 Census  
ONS, Children in Low Income Families,  
2022  
Carmarthenshire Ave in (%) where  
available

**Percent (and Number) of children (under 16 years) living**  
**in relative low-income families (ONS 2015- 2021)**

**CENARTH**  
**34.7%** (119 Children)



**LLANGELER**  
**30.9%** (166 Children)



**UNEMPLOYED**  
**2.2%** (2.5%)

**Likelihood of POOR-**  
**QUALITY HOUSING**  
**39.4%**

**People in bad or very bad**  
**GENERAL HEALTH**  
**7.6%** (7.5%)

**GP recorded MENTAL**  
**HEALTH CONDITION**  
**19.0%**

**Provision of**  
**UNPAID CARE**  
**11.5%** (11.4%)

★ The dimensions of deprivation used to classify households include **EDUCATION** (no one has level 2 qualifications); **EMPLOYMENT** (if any household member is unemployed/ economically inactive due to long-term sickness or disability); **HEALTH** (any person in the household has general health that is bad or very bad or is identified as disabled); **HOUSING** (household accommodation is either overcrowded, in a shared dwelling, or has no central heating).

**ECONOMICALLY INACTIVE**  
**48.1%** (44.8%)

**Households NOT**  
**DEPRIVED any dimension\***  
**44.8%** (47.1%)

**GP recorded CHRONIC**  
**CONDITION**  
**12.9%**

**CANCER INCIDENCE rate**  
**per 100K**  
**573.0**

**Children aged 4-5 who are**  
**OBESE (WIMD data)**  
**7.5%**



**Population**  
**1,600**

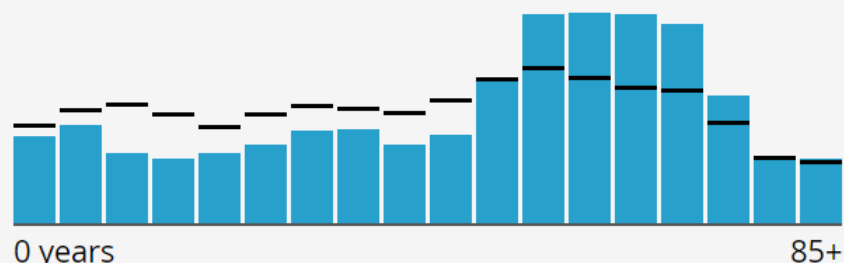
187,900 people in Carmarthenshire  
Rounded to the nearest 100 people

**Number of Households**  
**700**

81,800 households in Carmarthenshire  
Rounded to the nearest 100 households

## Age profile

**Cynwyl Gaeo** — (Carmarthenshire)



% of all people, 5 year age bands



**Males- 49.9%** (48.8%)  
**Females – 50.1%** (51.2%)



**21.0%** (23.0%)  
**Disabled under**  
**the Equality Act**



**32.5%** (24.2%) **aged 65+**  
**3.0%** (3.0%) **aged 85+**  
**18.9%** (25.8%) **<24 yrs.**



**BAME 1.3%** (2.3%)  
**White 98.1%** (97.2%)  
**Other Ethnic Group**  
**0.5%** (0.4%)  
**Born outside the UK**  
**4.5%** (5.1%)



% of people aged three years  
and over that can speak Welsh

**MSOA 43.4%**  
**Carmarthenshire**  
**39.9%**

Working aged people in  
**EMPLOYMENT DERIVATION**  
**7.0%**

People in **INCOME**  
**DEPRIVATION**  
**12.0%**

Adults aged 16+ with **NO**  
**QUALIFICATIONS**  
**19.2%** (20.0%)

**EMPLOYED**  
**53.1%** (52.7%)

Percent (and Number) of children (under 16 years) living in relative low-income families (ONS 2015- 2021)

**CYNWYL GAEO**  
**29.4%** (74 Children)



People in **OVERCROWDED**  
**HOUSEHOLDS**  
**4.97%**

Likelihood of **POOR-**  
**QUALITY HOUSING**  
**39.2%**

Households **NOT DEPRIVED**  
any dimension\*  
**47.6%** (45.3%)

**HOUSEHOLD TENURE:**  
**RENTED (All)**  
**16.7%** (33.6%)

People in bad or very bad  
**GENERAL HEALTH**  
**5.7%** (7.51%)

GP recorded **CHRONIC**  
**CONDITION**  
**11.3%**

People with a **LIMITING**  
**LONG-TERM ILLNESS**  
**20.1%**

GP recorded **MENTAL**  
**HEALTH CONDITION**  
**16.8%**

**CANCER INCIDENCE** rate per  
100K  
**560.7**

**PREMATURE DEATH RATE**  
(per 100K)  
**323.7**

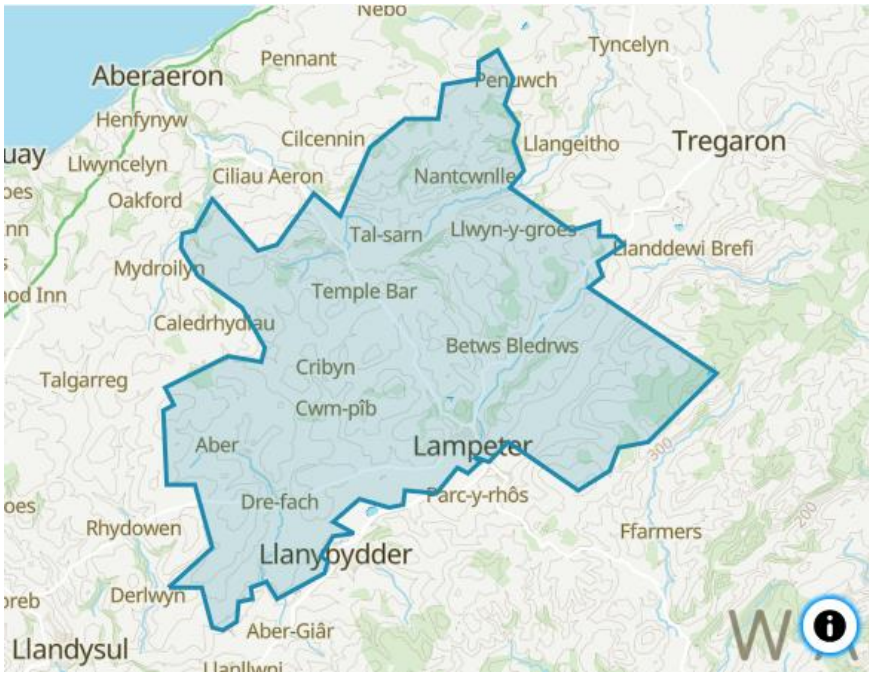
Provision of  
**UNPAID CARE**  
**12.0%** (11.4%)

Children aged 4-5 who are  
**OBESE** (WIMD data)  
**11.1%**

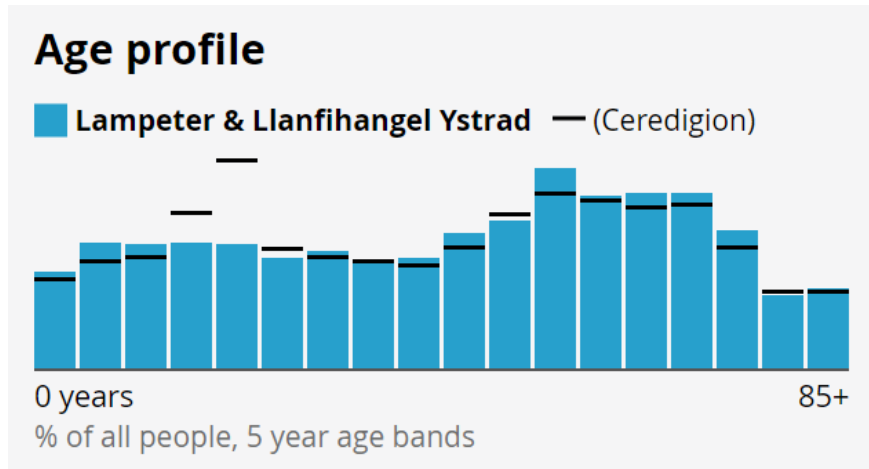
**SOURCE:** Welsh Index of Multiple  
Deprivation (2019)  
ONS, 2021 Census  
ONS, Children in Low Income Families, 2022  
Carmarthenshire Ave in (%) where available

★ The dimensions of deprivation used to classify households include **EDUCATION** (no one has level 2 qualifications); **EMPLOYMENT** (if any household member is unemployed/ economically inactive due to long-term sickness or disability); **HEALTH** (any person in the household has general health that is bad or very bad or is identified as disabled); **HOUSING** (household accommodation is either overcrowded, in a shared dwelling, or has no central heating).






<b>Population</b> <b>7,700</b> <small>71,500 people in Ceredigion Rounded to the nearest 100 people</small>	<b>Number of Households</b> <b>3,300</b> <small>30,900 households in Ceredigion Rounded to the nearest 100 households</small>
---	---



**Males- 48.4%** (48.9%)  
**Females – 51.6%** (51.1%)



**22.2%** (21.9%)  
**Disabled under the Equality Act**



**27.3%** (25.7%) **aged 65+**  
**3.3%** (3.3%) **aged 85+**  
**25.5%** (28.8%) **<24 yrs.**



**BAME 2.7%** (3.2%)  
**White 96.6%** (96.2%)  
**Other Ethnic Group 0.7%** (0.5%)  
**Born outside the UK 7.8%** (7.1%)



% of people aged three years and over that can speak Welsh  
**MSOA 49.8%**  
**Ceredigion 45.3%**

**Working aged people in EMPLOYMENT DERIVATION 8.0%**

**People in INCOME DEPRIVATION 12.0%**

**Adults aged 16+ with NO QUALIFICATIONS 17.5%** (14.7%)

**EMPLOYED 50.5%** (49.1%)

**People in OVERCROWDED HOUSEHOLDS 5.83%**

**HOUSEHOLD TENURE: RENTED (All) 29.2%** (31.3%)

**People with a LIMITING LONG-TERM ILLNESS 20.4%**

**PREMATURE DEATH RATE (per 100K) 344.0**

SOURCE: Welsh Index of Multiple Deprivation (2019)  
ONS, 2021 Census  
ONS, Children in Low Income Families, 2022  
Carmarthenshire Ave in (%) where available

Percent (and Number) of children (under 16 years) living in relative low-income families (ONS 2015- 2021)

**LAMPETER 31.6%** (176 Children) ↑

**LLANFIHANGEL YSTRAD 26.0%** (95 Children) ↑

**LLANGYBI 38.8%** (80 Children) ↑

**LLANWENOG 26.5%** (80 Children) ↑

**UNEMPLOYED 2.4%** (3.0%)

**ECONOMICALLY INACTIVE 47.2%** (47.9%)

**Likelihood of POOR-QUALITY HOUSING 35.1%**

**Households NOT DEPRIVED any dimension\* 44.8%** (47.1%)

**People in bad or very bad GENERAL HEALTH 6.9%** (6.1%)

**GP recorded CHRONIC CONDITION 12.5%**

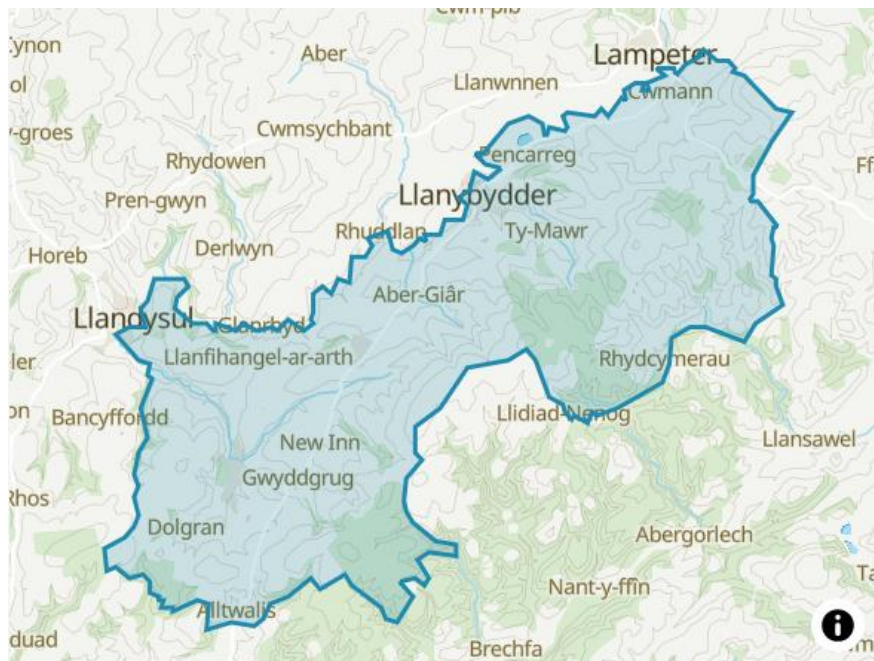
**GP recorded MENTAL HEALTH CONDITION 19.0%**

**CANCER INCIDENCE rate per 100K 523.6**

**Provision of UNPAID CARE 11.4%** (10.5%)

**Children aged 4-5 who are OBESE (WIMD data) 9.2%**

★ The dimensions of deprivation used to classify households include **EDUCATION** (no one has level 2 qualifications); **EMPLOYMENT** (if any household member is unemployed/ economically inactive due to long-term sickness or disability); **HEALTH** (any person in the household has general health that is bad or very bad or is identified as disabled); **HOUSING** (household accommodation is either overcrowded, in a shared dwelling, or has no central heating).



**Population**  
**5,600**

187,900 people in Carmarthenshire  
Rounded to the nearest 100 people

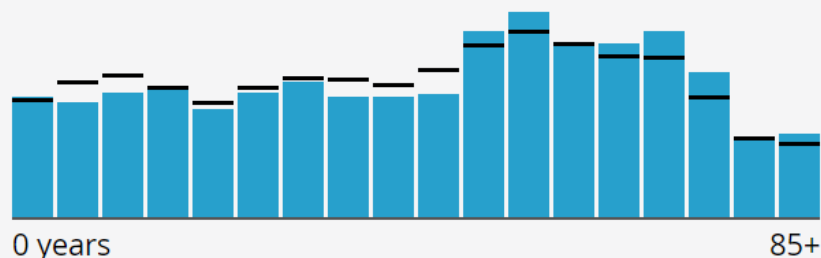
**Number of Households**  
**2,400**

81,800 households in Carmarthenshire  
Rounded to the nearest 100 households

## Age profile

**Llanfihangel-ar-arth & Llanybydder**

— (Carmarthenshire)



0 years

% of all people, 5 year age bands



**Males- 49.5% (48.8%)**  
**Females – 50.5% (51.2%)**



**22.7% (23.0%)**  
**Disabled under**  
**the Equality Act**



**27.3% (24.2%) aged 65+**  
**3.4% (3.0%) aged 85+**  
**25.1% (25.8%) <24 yrs.**



**BAME 1.4% (2.3%)**  
**White 98.1% (97.2%)**  
**Other Ethnic Group**  
**0.6% (0.4%)**  
**Born outside the UK**  
**6.0% (5.1%)**



% of people aged three years  
and over that can speak Welsh

**MSOA 52.5%**  
**Carmarthenshire**  
**39.9%**

Working aged people in  
**EMPLOYMENT**  
**DERIVATION**  
**8.0%**

People in **INCOME**  
**DEPRIVATION**  
**13.0%**

Adults aged 16+ with **NO**  
**QUALIFICATIONS**  
**20.6% (14.7%)**

**EMPLOYED**  
**53.4% (52.7%)**

People in **OVERCROWDED**  
**HOUSEHOLDS**  
**4.76%**

**HOUSEHOLD TENURE:**  
**RENTED (All)**  
**27.0% (33.6%)**

People with a **LIMITING**  
**LONG-TERM ILLNESS**  
**21.3%**

**PREMATURE DEATH RATE**  
**(per 100K)**  
**333.9**

Percent (and Number) of children (under 16 years) living in relative low-income families (ONS 2015- 2021)

**LLANFIHANGEL-AR-ARTH**  
**29.6% (159 Children)**

**LLANYBYDDER**  
**27.1% (134 Children)**

**UNEMPLOYED**  
**2.1% (2.5%)**

Likelihood of **POOR-**  
**QUALITY HOUSING**  
**38.4%**

People in bad or very bad  
**GENERAL HEALTH**  
**6.8% (7.51%)**

GP recorded **MENTAL**  
**HEALTH CONDITION**  
**19.1%**

Provision of  
**UNPAID CARE**  
**11.0% (11.4%)**

**ECONOMICALLY INACTIVE**  
**44.5% (44.8%)**

Households **NOT DEPRIVED**  
any dimension\*  
**45.4% (45.3%)**

GP recorded **CHRONIC**  
**CONDITION**  
**13.4%**

**CANCER INCIDENCE** rate per  
100K  
**506.0**

Children aged 4-5 who are  
**OBESE (WIMD data)**  
**11.3%**

**SOURCE:** Welsh Index of Multiple  
Deprivation (2019)  
ONS, 2021 Census  
ONS, Children in Low Income Families, 2022  
Carmarthenshire Ave in (%) where available

★ The dimensions of deprivation used to classify households include **EDUCATION** (no one has level 2 qualifications); **EMPLOYMENT** (if any household member is unemployed/ economically inactive due to long-term sickness or disability); **HEALTH** (any person in the household has general health that is bad or very bad or is identified as disabled); **HOUSING** (household accommodation is either overcrowded, in a shared dwelling, or has no central heating).





**Population**  
**6,300**

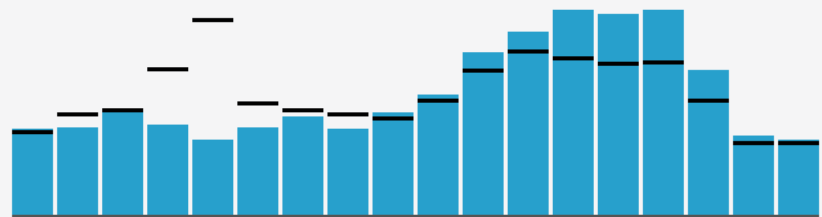
71,500 people in Ceredigion  
Rounded to the nearest 100 people

**Number of Households**  
**2,900**

30,900 people in Ceredigion  
Rounded to the nearest 100 people

## Age profile

**New Quay & Penbryn** — (Ceredigion)



0 years


% of all people, 5 year age bands



**Males- 49.0%** (48.9%)  
**Females – 51.0%** (51.1%)



**20.7%** (21.9%)  
**Disabled under**  
**the Equality Act**



**31.9%** (25.7%) **aged 65+**  
**3.3%** (3.3%) **aged 85+**  
**20.1%** (28.8%) **<24 yrs.**



**BAME 1.5%** (3.2%)  
**White 98.3%** (96.2%)  
**Other Ethnic Group**  
**0.2%** (0.5%)  
**Born outside the UK**  
**3.6%** (7.1%)



% of people aged three years  
and over that can speak Welsh

**MSOA 45.5%**  
**Ceredigion 45.3%**

**Working aged people in**  
**EMPLOYMENT**  
**DERIVATION**  
**7.0%**

**People in INCOME**  
**DEPRIVATION**  
**12.0%**

**Adults aged 25-64 with NO**  
**QUALIFICATIONS**  
**17.9%** (18.8%)

**EMPLOYED**  
**49.7%** (49.1%)

**People in OVERCROWDED**  
**HOUSEHOLDS**  
**4.28%**

**HOUSEHOLD TENURE:**  
**RENTED (All)**  
**19.9%** (31.3%)

**People with a LIMITING**  
**LONG-TERM ILLNESS**  
**19.0%**

**PREMATURE DEATH RATE**  
**(per 100K)**  
**283.2**

**SOURCE:** Welsh Index of Multiple  
Deprivation (2019)  
ONS, 2021 Census  
ONS, Children in Low Income Families,  
2022  
Carmarthenshire Ave in (%) where  
available

**Percent of children (under 16 years) living in relative low-income**  
**families (ONS 2015- 2021)**

**NEW QUAY**  
**56.3%** (58 Children)



**PENBRYN**  
**41.6%** (97 Children)



**LLANARTH**  
**34.8%** (109 Children)



**LLANDYSILO-GOGO**  
**33.9%** (95 Children)



**UNEMPLOYED**  
**1.8%** (3.0%)

**ECONOMICALLY INACTIVE**  
**48.5%** (47.9%)

**Likelihood of POOR-**  
**QUALITY HOUSING**  
**34.5%**

**Households NOT DEPRIVED**  
**any dimension\***  
**47.9%** (47.1%)

**People in bad or very bad**  
**GENERAL HEALTH**  
**6.0%** (6.1%)

**GP recorded CHRONIC**  
**CONDITION**  
**10.6%**

**GP recorded MENTAL**  
**HEALTH CONDITION**  
**14.5%**

**CANCER INCIDENCE rate per**  
**100K**  
**537.3**

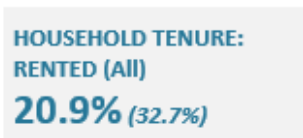
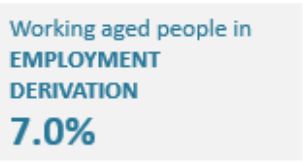
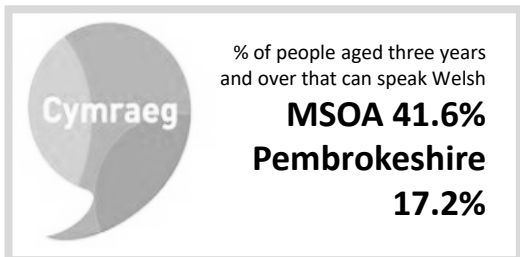
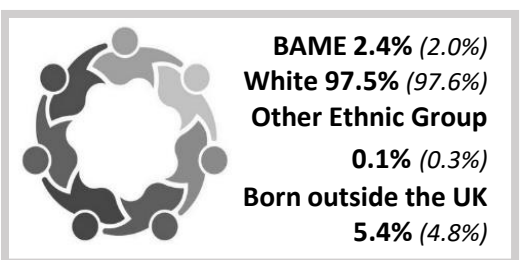
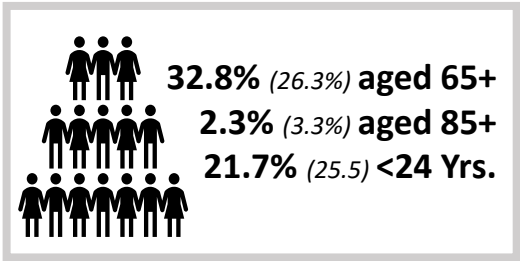
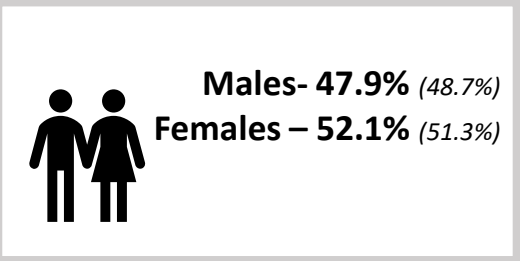
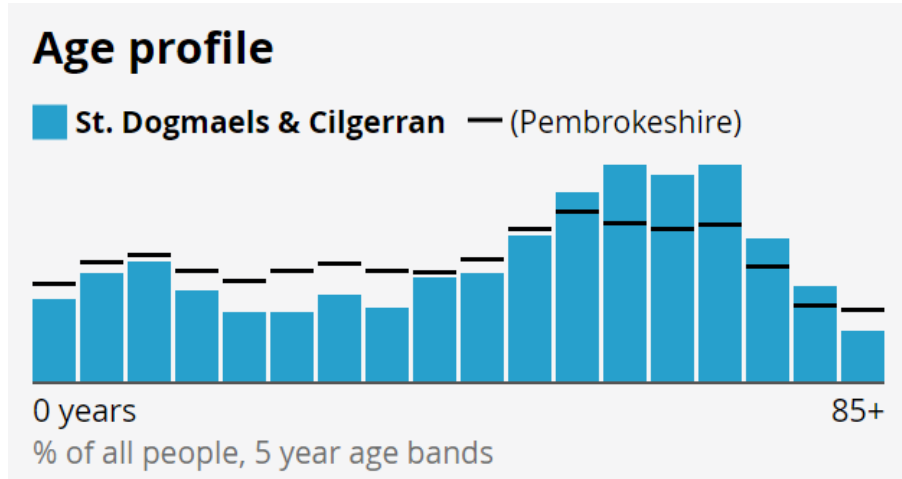
**Provision of**  
**UNPAID CARE**  
**11.3%** (10.5%)

**Children aged 4-5 who are**  
**OBESE (WIMD data)**  
**9.5%**

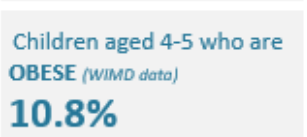
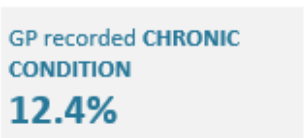
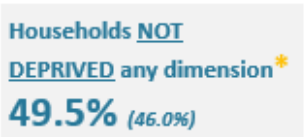
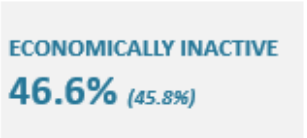
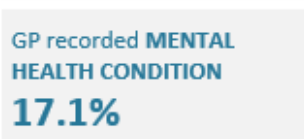


**★** The dimensions of deprivation used to classify households include **EDUCATION** (no one has level 2 qualifications); **EMPLOYMENT** (if any household member is unemployed/ economically inactive due to long-term sickness or disability); **HEALTH** (any person in the household has general health that is bad or very bad or is identified as disabled); **HOUSING** (household accommodation is either overcrowded, in a shared dwelling, or has no central heating).



<b>Population</b> <b>2,100</b> 123,400 people in Pembrokeshire Rounded to the nearest 100 people	<b>Population</b> <b>960</b> 55,500 households in Pembrokeshire Rounded to the nearest 100 households
---	--



**SOURCE:** Welsh Index of Multiple Deprivation (2019)  
 ONS, 2021 Census  
 ONS, Children in Low Income Families, 2022  
 Carmarthenshire Ave in (%) where available



\* The dimensions of deprivation used to classify households include **EDUCATION** (no one has level 2 qualifications); **EMPLOYMENT** (if any household member is unemployed/ economically inactive due to long-term sickness or disability); **HEALTH** (any person in the household has general health that is bad or very bad or is identified as disabled); **HOUSING** (household accommodation is either overcrowded, in a shared dwelling, or has no central heating).



# **APPENDIX:**

## **MORBIDITY & MORTALITY DATA FOR SEPCIFIC CONDITIONS**

Where available data are presented at Primary Care Cluster level, Upper Super Output Area (USOA) or Middle Super Output Area (MSOA).

The coloured arrow on each map indicates the Hywel Dda trend for the period 2012/13 – 2021/22

Quality Assurance and Improvement Framework (QAIF) disease registers by local health board, cluster and GP practice

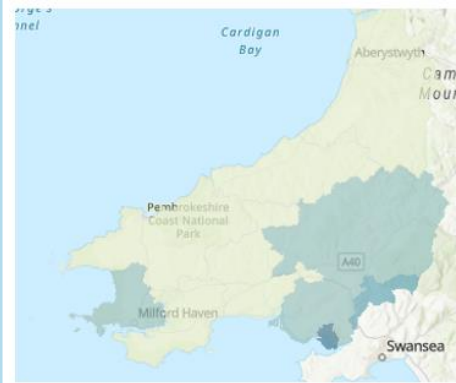
Measure: Prevalence rate (%)

Year: 2021-22

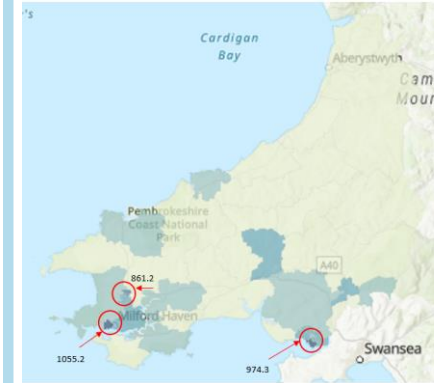

	Asthma	Atrial fibrillation	Cancer	Chronic obstructive pulmonary disease	Secondary prevention of coronary heart disease	Dementia	Diabetes mellitus (patients aged 17+)	Epilepsy (patients aged 18+)	Heart failure	Hypertension	Learning disability	Mental health	Obesity (patients aged 16+)	Osteoporosis (patients aged 50+)	Palliative care	Rheumatoid Arthritis (patients aged 16+)	Stroke and transient ischaemic attack
Wales	7.15	2.49	3.39	2.24	3.47	0.70	7.97	0.96	1.17	15.73	0.49	1.03	11.83	0.58	0.30	0.90	2.15
Hywel Dda University Health Board	7.22	3.12	3.73	2.30	3.95	0.76	8.38	0.99	1.30	16.79	0.54	1.03	11.58	0.46	0.37	1.15	2.41
South Ceredigion	7.53	3.25	3.45	2.61	4.29	0.67	8.50	0.93	1.17	17.84	0.39	1.00	10.95	0.38	0.42	1.17	2.50
New Quay Surgery	6.01	3.00	0.95	2.68	3.78	0.51	8.15	0.63	0.89	14.52	0.11	0.46	9.43	0.16	0.06	0.93	2.07
Emlyn Surgery	9.08	3.36	4.96	2.99	4.20	0.84	9.14	1.18	1.21	19.89	0.54	1.21	11.05	0.19	0.61	1.10	2.71
Llynyfran Surgery	7.35	3.55	3.56	2.56	5.07	0.68	9.22	1.08	1.37	18.95	0.49	0.93	9.10	0.37	0.58	1.36	2.67
Bro Pedr Medical Group	7.17	2.64	4.31	2.30	3.65	0.65	8.30	0.78	1.36	17.13	0.35	1.08	14.95	0.69	0.48	1.21	2.08
Cardigan Health Centre	7.41	3.67	2.18	2.63	4.58	0.59	7.58	0.85	0.85	17.27	0.33	1.03	8.83	0.31	0.21	1.10	2.83

# RESPIRATORY DISEASE

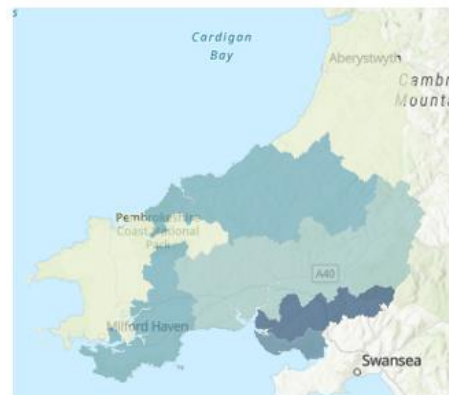

(Where available data are presented at Primary Care Cluster level or Upper Super Output Area USOA).



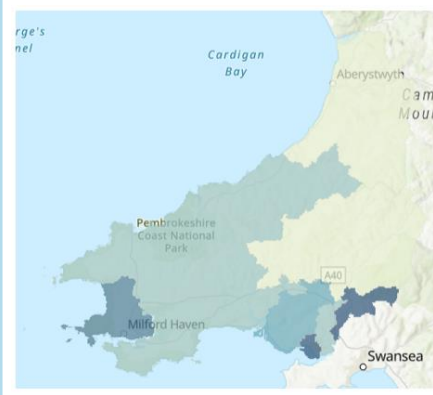

USOA (Census 2011 based)  
All Respiratory Diseases, Death Rates (Age-standardised) per 100k pop, Persons, All Ages|2020



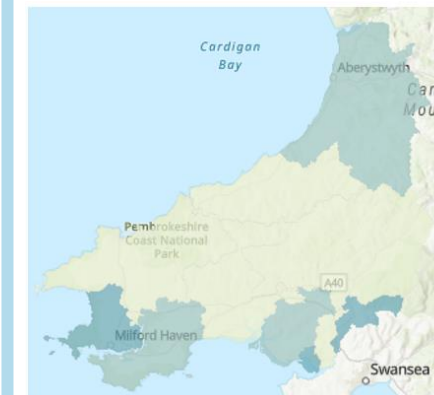

MSOA (Census 2011 based)  
All Respiratory Diseases, Emergency Admission Rates (Age-standardised) per 100k pop, Persons, All Ages|2020/21



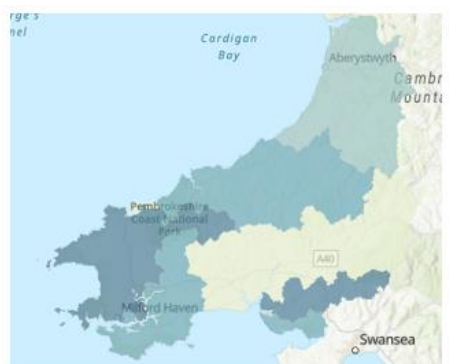
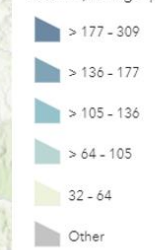
Primary Care Clusters  
Asthma, Prevalence (Percent) by Register|2019/20



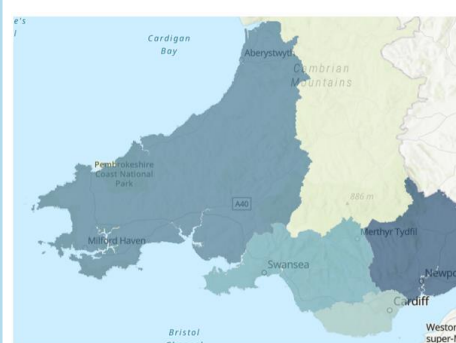

USOA (Census 2011 based)  
Chronic Obstructive Pulmonary Disease (COPD), Death Rates (Age-standardised) per 100k pop, Persons, All Ages|2020



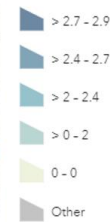
USOA (Census 2011 based)  
Chronic Obstructive Pulmonary Disease (COPD), Emergency Admission Rates (Age-standardised) per 100k pop, Persons, All Ages|2020/21




Primary Care Clusters  
Chronic Obstructive Pulmonary Disease (COPD), Prevalence (Percent) by Register|2019/20



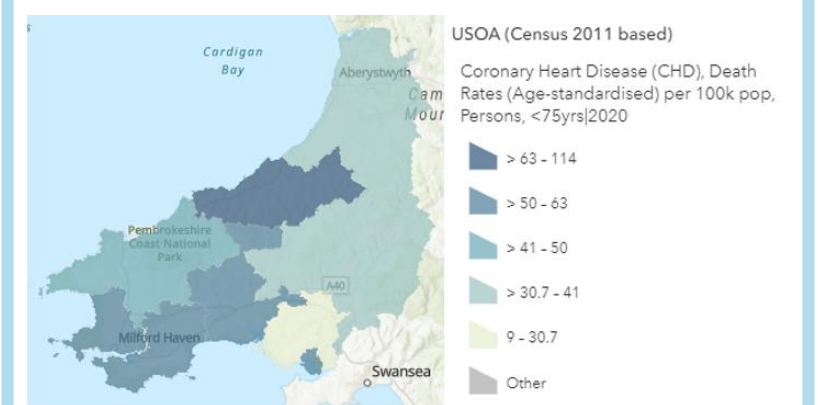
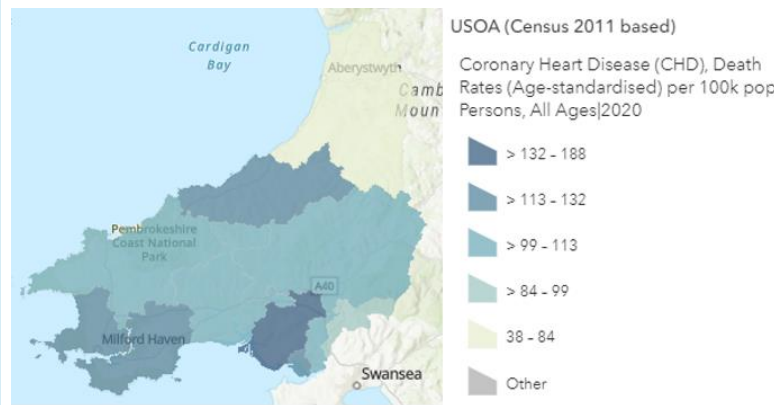
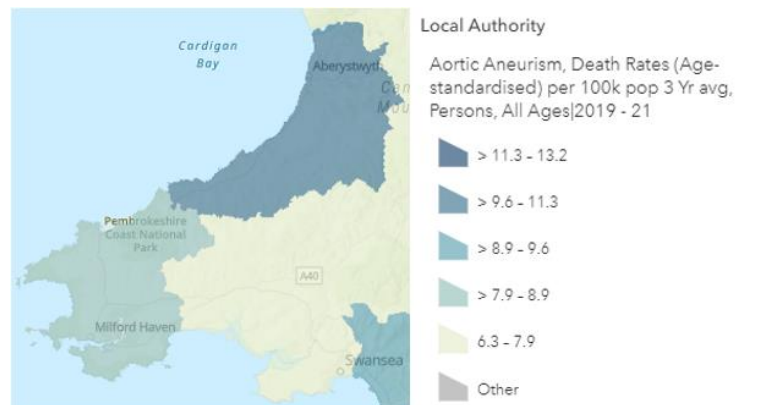
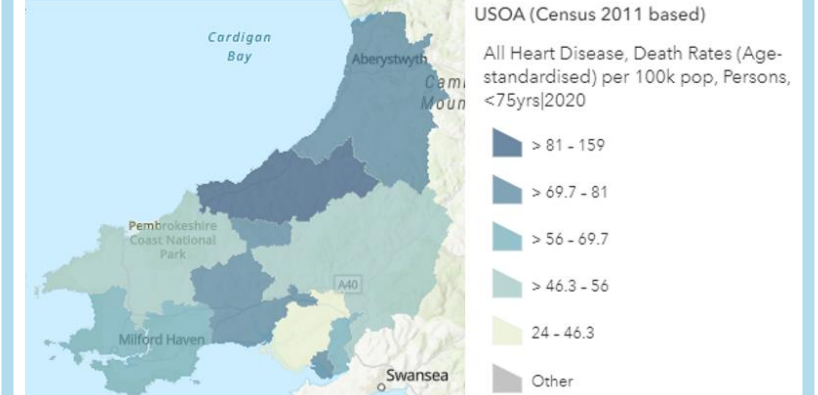
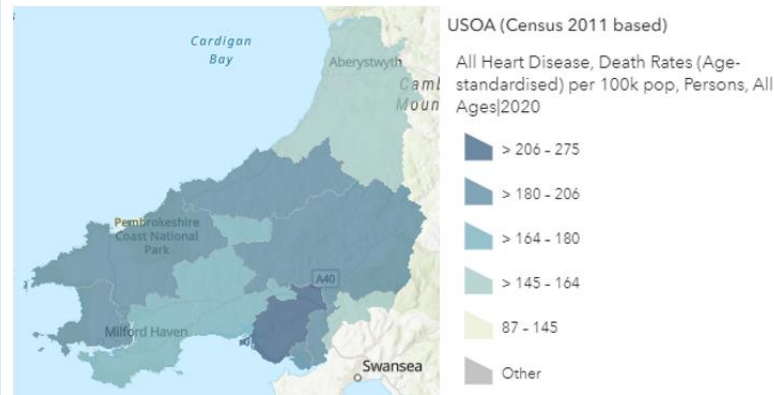
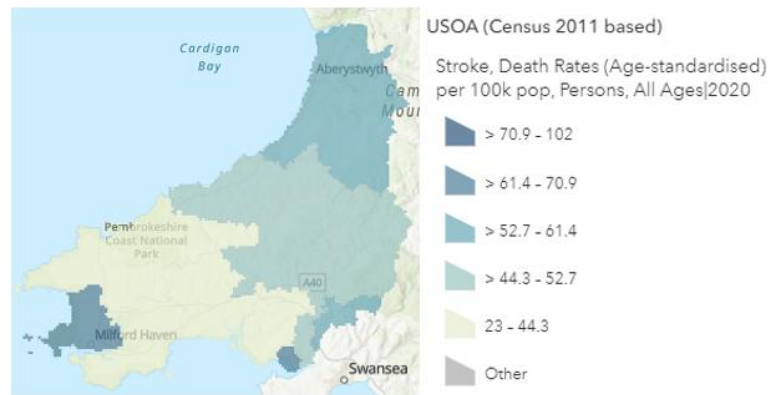
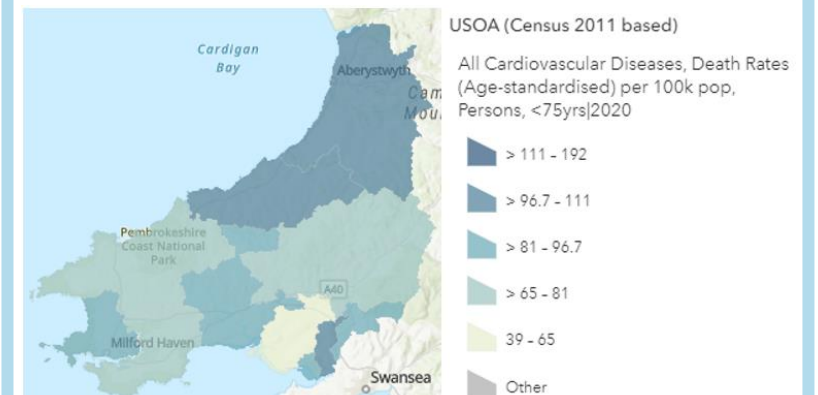
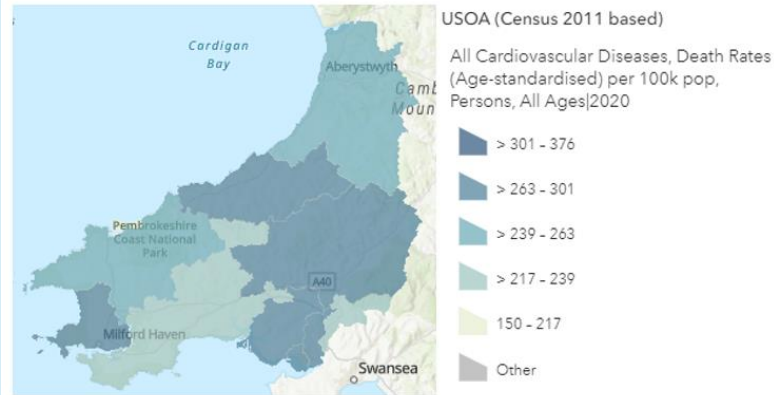
Local Health Board (Apr 19)  
Asthma, Death Rates (Age-standardised) per 100k pop 3 Yr avg, Persons, All Ages|2019 - 21



USOA (Census 2011 based)  
Asthma, Emergency Admission Rates (Age-standardised) per 100k pop, Persons, All Ages|2020/21

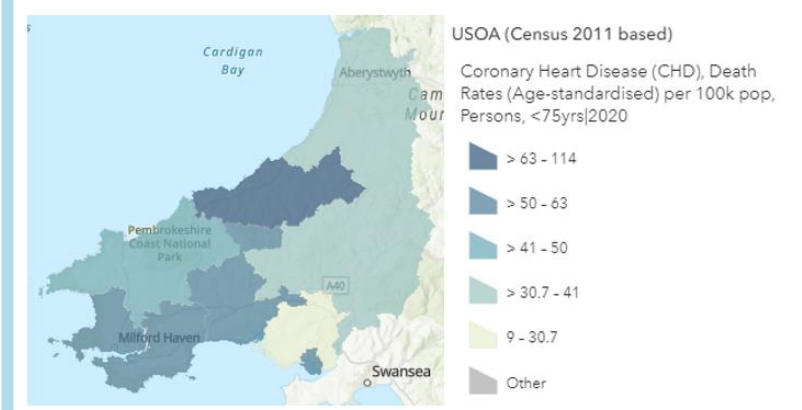
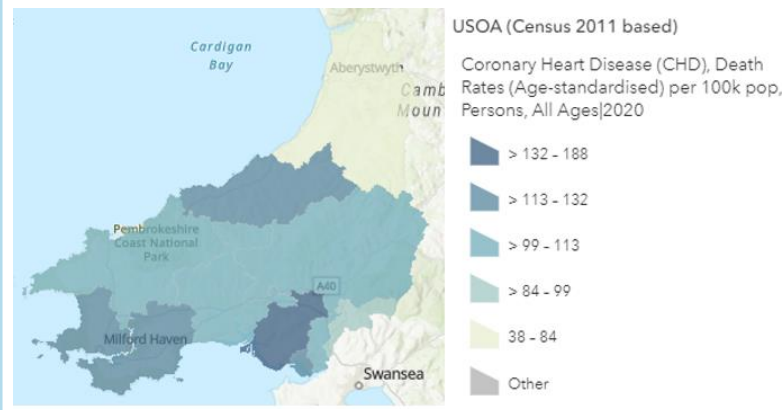
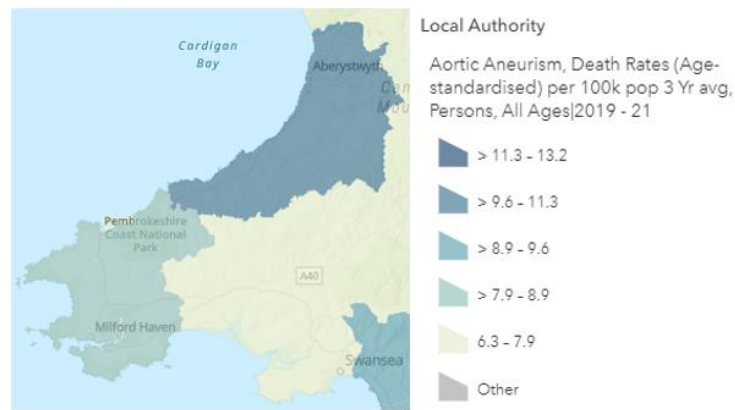
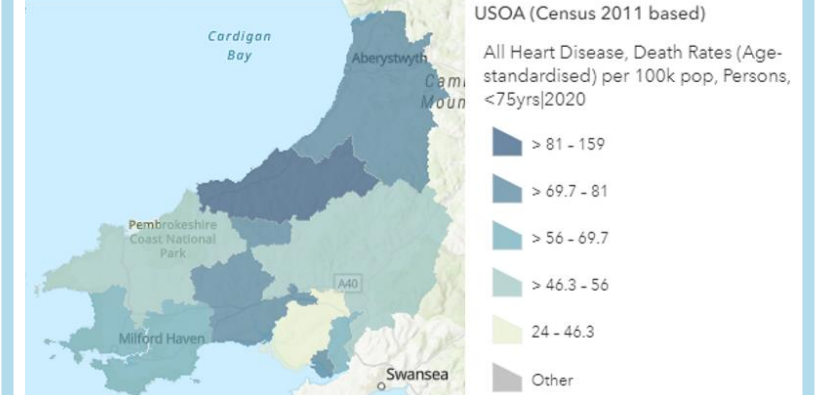
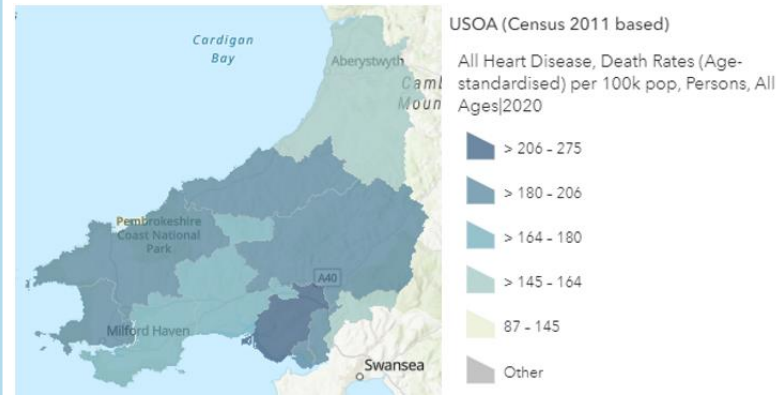
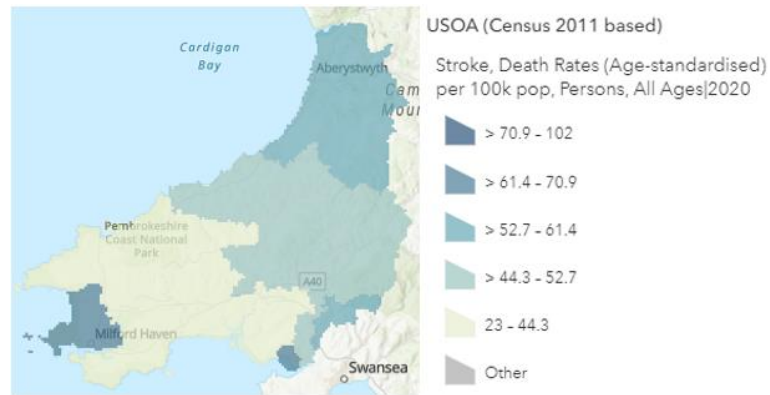
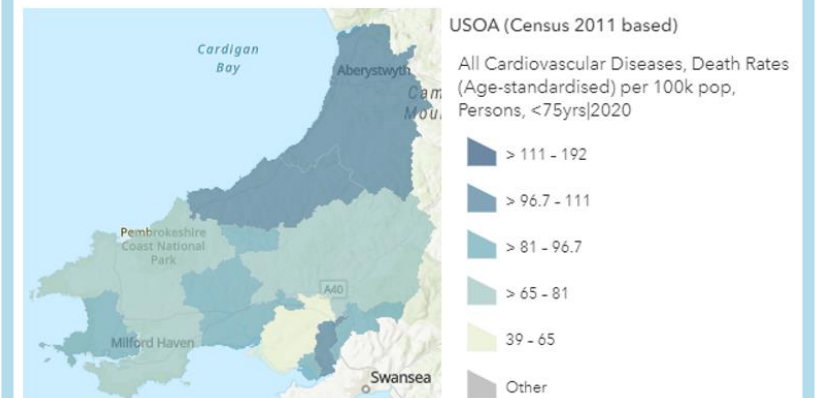
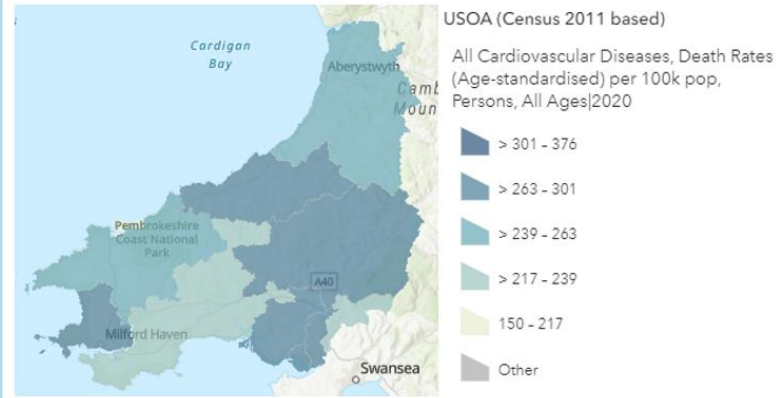


# CARDIOVASCULAR DISEASE

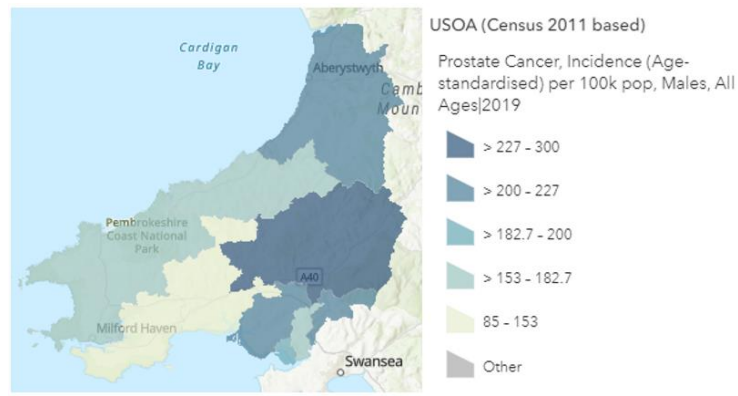
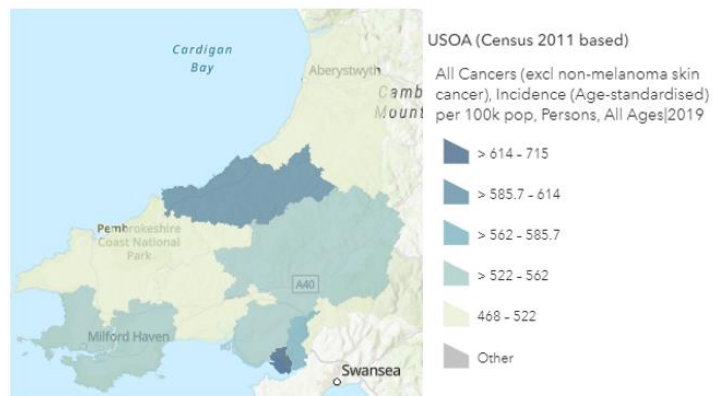
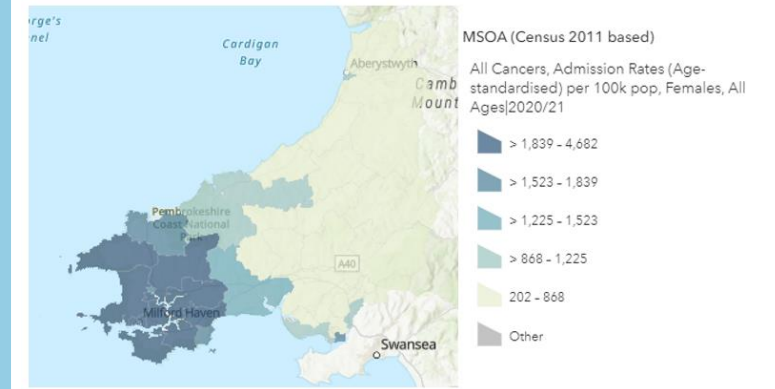
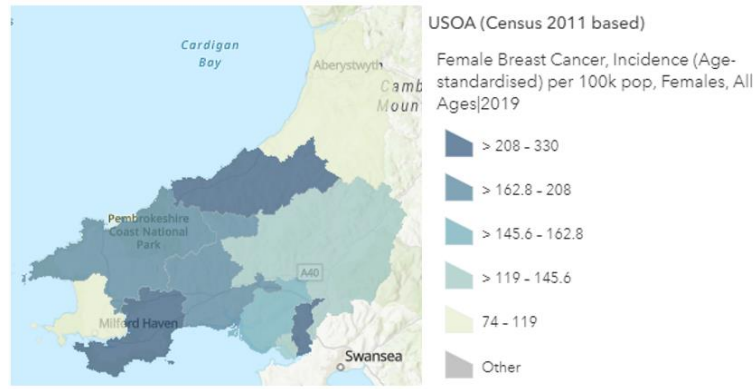
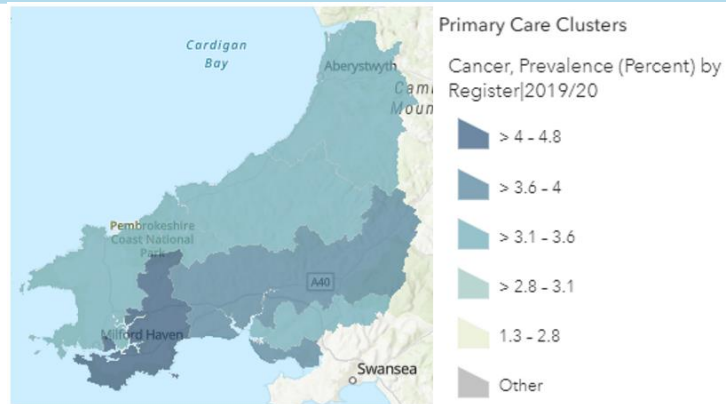
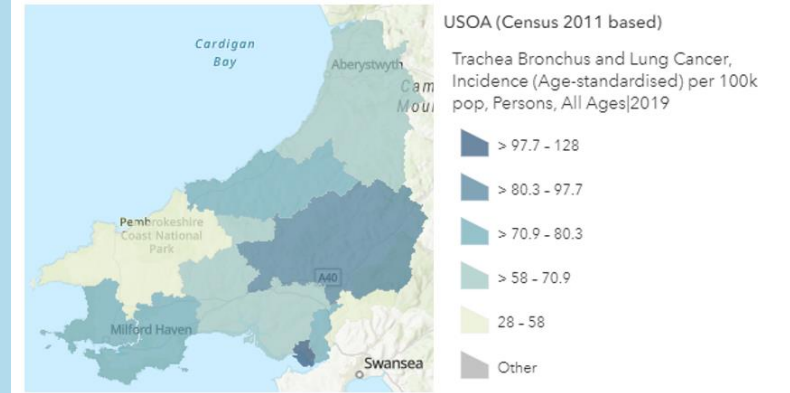
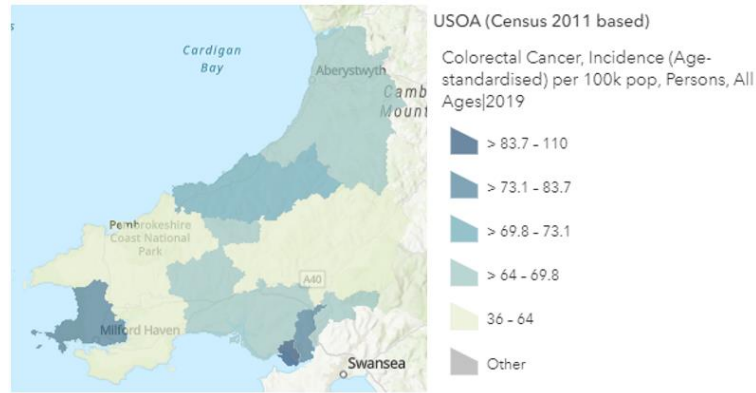




# CARDIOVASCULAR DISEASE

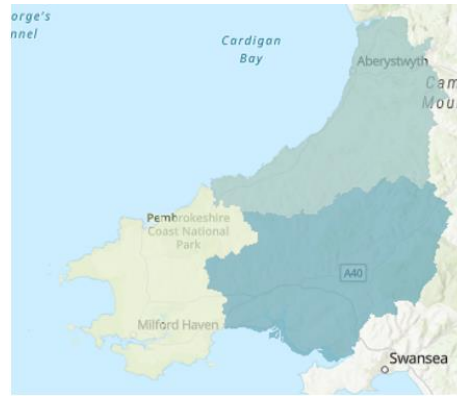


# CANCER INCIDENCE



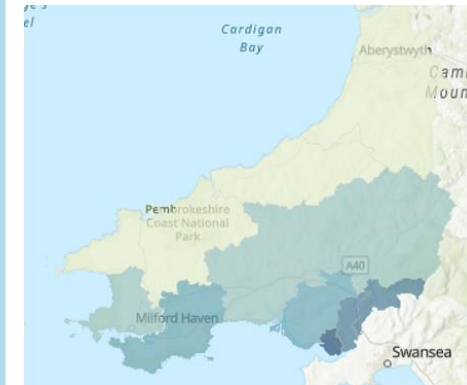



# CANCER MORTALITY



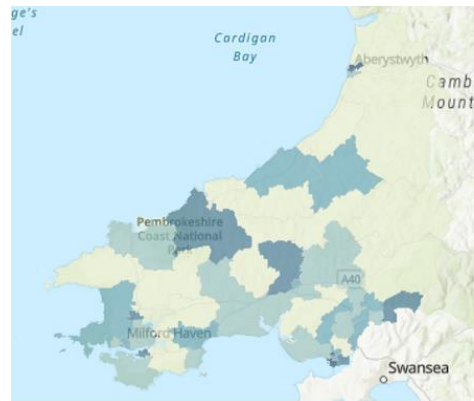

## Local Authority

Colorectal Cancer, Death Rates (Age-standardised) per 100k pop 3 Yr avg, Persons, All Ages[2019 - 21]



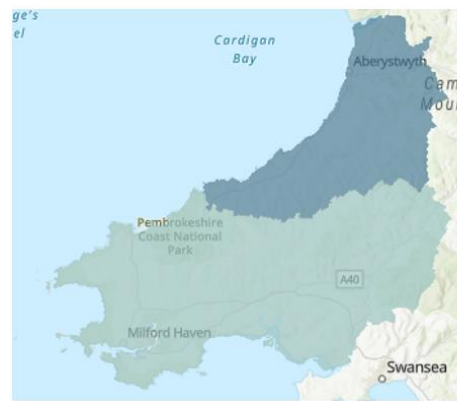

## USOA (Census 2011 based)

Trachea Bronchus and Lung Cancer, Death Rates (Age-standardised) per 100k pop 3 Yr avg, Persons, All Ages[2018 - 20]



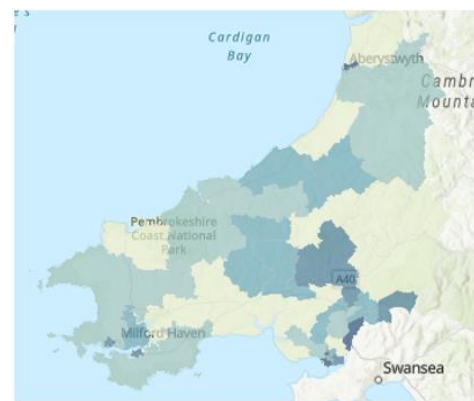

## MSOA (Census 2011 based)

All Cancers, Death Rates (Age-standardised) per 100k pop 3 Yr avg, Persons, All Ages[2018 - 20]




## Local Authority

Female Breast Cancer, Death Rates (Age-standardised) per 100k pop 3 Yr avg, Females, All Ages[2019 - 21]



## MSOA (Census 2011 based)

All Cancers, Death Rates (Age-standardised) per 100k pop 3 Yr avg, Persons, <75[2018 - 20]

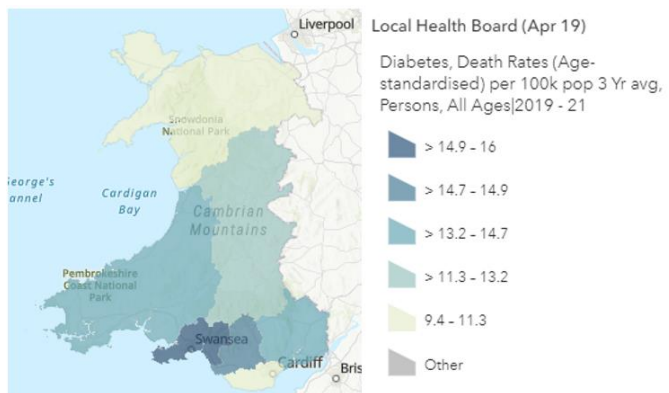
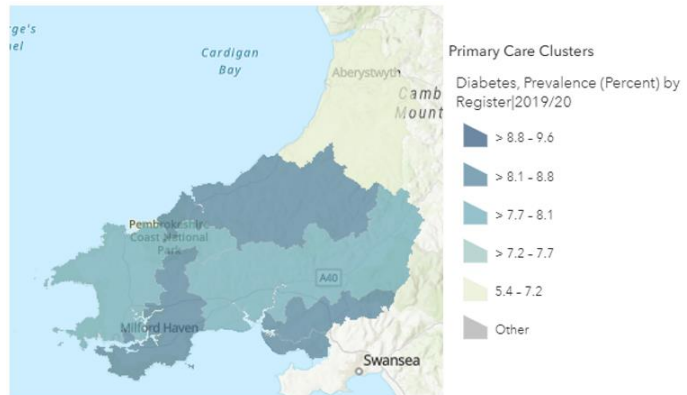


## Local Authority

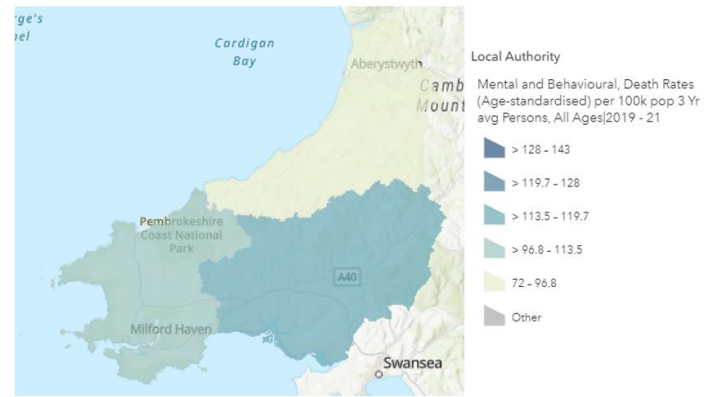
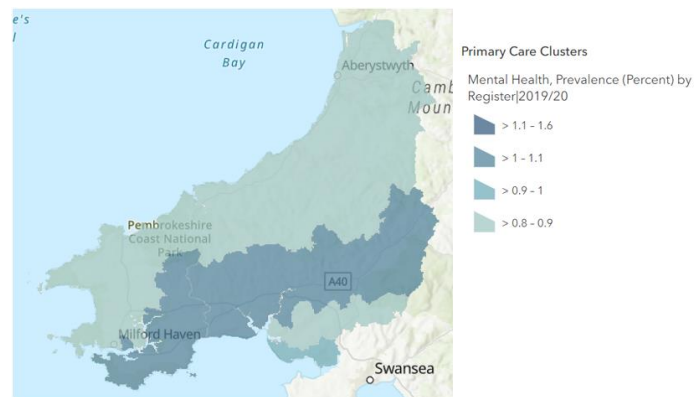
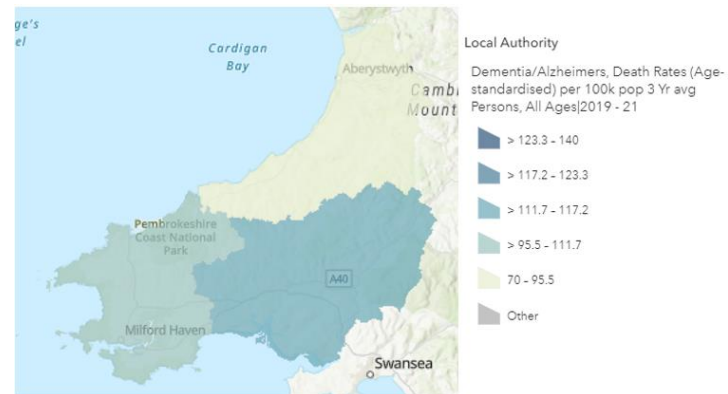
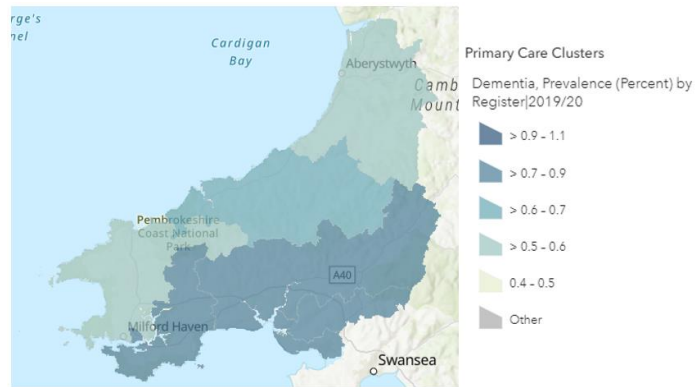
Prostate Cancer, Death Rates (Age-standardised) per 100k pop 3 Yr avg, Males, All Ages[2019 - 21]



# DIABETES



# DEMENTIA & MENTAL HEALTH






# Cluster Profile for Llanelli

*Prepared by: Dawn Esther-Davies, Hywel Dda Public Health Team*

# INTRODUCTION:

- This document provides an overview of data compiled from a number of sources, including, the Office for National Statistics (Census Data), Primary Care Data Portal and the Welsh Index of Multiple Deprivation.
- This information is intended to provide an overview of some of the key issues, at the smallest geographical level available, that have the biggest impact on health for the cluster.
- These data will be reviewed on a regular basis to ensure updates are included.
- These data should be used in conjunction with the Regional Partnership Boards Population Needs Assessment (see attached document) as this provides information on issues and gaps for key priority groups in Hywel Dda





## PRIORITIES TO IMPROVE POPULATION HEALTH

### 1. PRIORITISE LONG-TERM CONDITIONS THAT HAVE A SIGNIFICANT IMPACT ON POPULATION HEALTH:

- Coronary Heart Disease
- Heart Failure
- Stroke
- Diabetes
- COPD
- Asthma
- Dementia
- Mental Health

### 2. ADDRESS BEHAVIOURAL RISK FACTORS:

- Smoking
- Unhealthy Diet
- Physical Inactivity
- Alcohol & Drug Misuse

### 3. PROMOTE ONGOING CASE FINDING & MONITORING OF CLINICAL RISK FACTORS:

- Hypertension
- Obesity in Children
- Obesity in Adults
- Raised fasting glucose & cholesterol

### 4. CONTINUE TO PROMOTE UPTAKE OF SCREENING PROGRAMMES TO IDENTIFY CANCER AT AN EARLY STAGE:

- All Screening Programmes (AAA, Bowel, Breast, Cervical) targeting high risk groups to address health inequalities and vulnerable populations.

### 5. CONTINUE TO PROMOTE INFECTIOUS DISEASE PREVENTION:

- Influenza vaccination uptake
- Childhood Vaccination uptake
- COVID-19
- Other communicable diseases (e.g. TB, Hep C)

### 6. SOCIO-ECONOMIC & DEMOGRAPHIC RISK FACTORS ARE PART OF THE WIDER DETERMINANTS OF HEALTH AND SHOULD BE CONSIDERED WHEN TARGETING SERVICES/ INTERVENTIONS:

- Consider **income Deprivation** and the impact of:
  - Cost of Living
  - Food insecurity
- Housing quality & instability, neighbourhood and the built environment have an impact on physical and mental wellbeing
- Consider the impact of an **Ageing Population** (especially those that are frail, at a high risk of falls and People with Dementia)
- Focus on population groups that are at risk of poor health outcomes including people with **Learning Disabilities, Autism and Mental Ill Health**.
- Consider **Multiple Deprivation** and especially those communities in the most deprived 20% of WIMD





# Socio-Demographic/Economic Profiles for communities in the most deprived 10% of WIMD\*

- Tyisha 2 & 3
- Glanymor 4
- Bigyn 4
- Llwynhendy 3

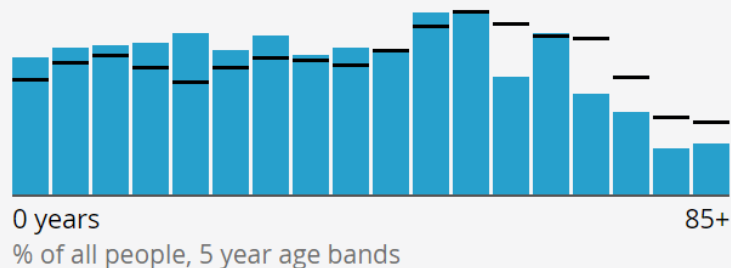
*\* Information for communities in the most deprived 20% of WIMD can be requested*



<b>Population</b> <b>1,200</b> <small>187,900 people in Carmarthenshire Rounded to the nearest 100 people</small>	<b>Number of Households</b> <b>600</b> <small>81,800 households in Carmarthenshire Rounded to the nearest 100 households</small>	<b>Households not in Deprivation</b> <b>25.3%</b> (45.3%)	<b>People in poor or very poor general health</b> <b>14.2%</b> (7.5%)
<b>Employed</b> <b>46.2%</b> (52.7%)	<b>Unemployed</b> <b>5.2%</b> (2.5%)	<b>Economically Inactive</b> <b>48.6%</b> (44.8%)	<b>People providing unpaid care</b> <b>10.8%</b> (11.7%)

## Age profile

■ TYISHA 2 — (Carmarthenshire)



**Females- 49.4%** (51.2%)  
**Males – 50.6%** (48.8%)



**18.3%** (24.2%) **aged 65+**  
**2.1%** (3.0%) **aged 85+**  
**31.0%** (26.8) **<24 Yrs.**



**31.3%** (23.0%)  
**Disabled under the Equality Act**



% of people aged three years and over that can speak Welsh  
**17.3%**  
Carmarthenshire 39.9%



**BAME 4.4%** (2.3%)  
**White 94.4%** (97.2%)  
**Oth Ethnic Grp 1.3%** (0.4%)  
**Born outside the UK**  
**14.2%** (5.1%)



**72.5%** (29.3%)  
**households in Private and social rented sector**



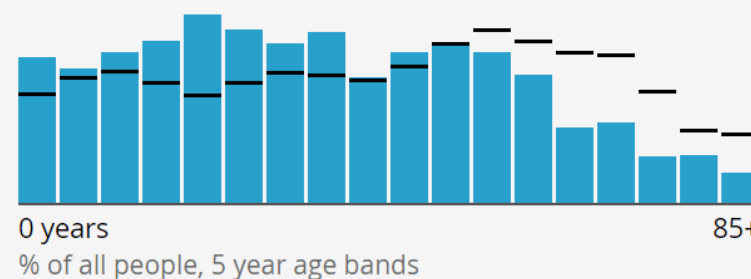
% of people aged 16+ with no qualifications  
**31.8%** (20.0%)



<b>Population</b> <b>1,400</b> <small>187,900 people in Carmarthenshire Rounded to the nearest 100 people</small>	<b>Number of Households</b> <b>600</b> <small>81,800 households in Carmarthenshire Rounded to the nearest 100 households</small>	<b>Households not in Deprivation</b> <b>30.7%</b> (45.3%)	<b>People in poor or very poor general health</b> <b>10.7%</b> (7.5%)
<b>Employed</b> <b>50.4%</b> (52.7%)	<b>Unemployed</b> <b>5.5%</b> (2.5%)	<b>Economically Inactive</b> <b>44.1%</b> (44.8%)	<b>People providing unpaid care</b> <b>11.9%</b> (11.7%)

## Age profile

■ TYISHA 3 — (Carmarthenshire)



**Females- 48.7%** (51.2%)  
**Males – 51.3%** (48.8%)



**12.5%** (24.2%) **aged 65+**  
**1.3%** (3.0%) **aged 85+**  
**34.3%** (26.8) **<24 Yrs.**



**28.0%** (23.0%)  
**Disabled under the Equality Act**



% of people aged three years and over that can speak Welsh  
**17.7%**  
Carmarthenshire 39.9%



**BAME 5.0%** (2.3%)  
**White 94.5%** (97.2%)  
**Oth Ethnic Grp 0.5%** (0.4%)  
**Born outside the UK**  
**16.9%** (5.1%)

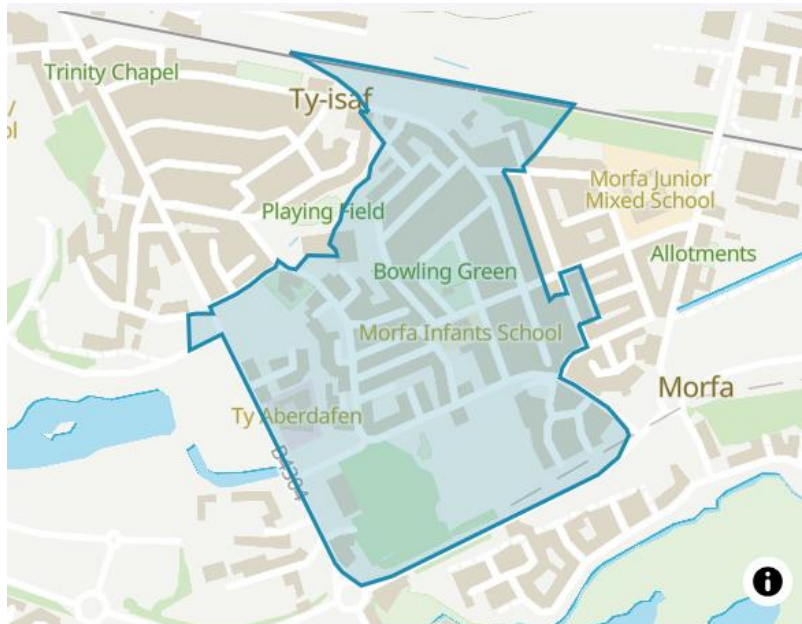


**52.9%** (29.3%)  
**households in Private and social rented sector**



% of people aged 16+ with no qualifications  
**25.4%** (20.0%)

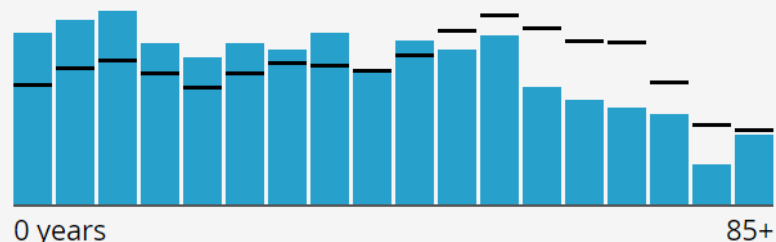




<b>Population</b> <b>1,400</b> <small>187,900 people in Carmarthenshire Rounded to the nearest 100 people</small>	<b>Number of Households</b> <b>600</b> <small>81,800 households in Carmarthenshire Rounded to the nearest 100 households</small>	<b>Households not in Deprivation</b> <b>27.2%</b> (45.3%)	<b>People in poor or very poor general health</b> <b>12.6%</b> (7.5%)
<b>Employed</b> <b>43.3%</b> (52.7%)	<b>Unemployed</b> <b>4.1%</b> (2.5%)	<b>Economically Inactive</b> <b>52.6%</b> (44.8%)	<b>People providing unpaid care</b> <b>10.5%</b> (11.7%)

## Age profile

■ Glanymor 4 — (Carmarthenshire)



% of all people, 5 year age bands



**Females- 50.7%** (51.2%)  
**Males – 49.3%** (48.8%)



**16.1%** (24.2%) **aged 65+**  
**2.8%** (3.0%) **aged 85+**  
**34.5%** (26.8) **<24 Yrs.**



**30.0%** (23.0%)  
**Disabled under the Equality Act**



% of people aged three years and over that can speak Welsh  
**16.9%**  
**Carmarthenshire 39.9%**



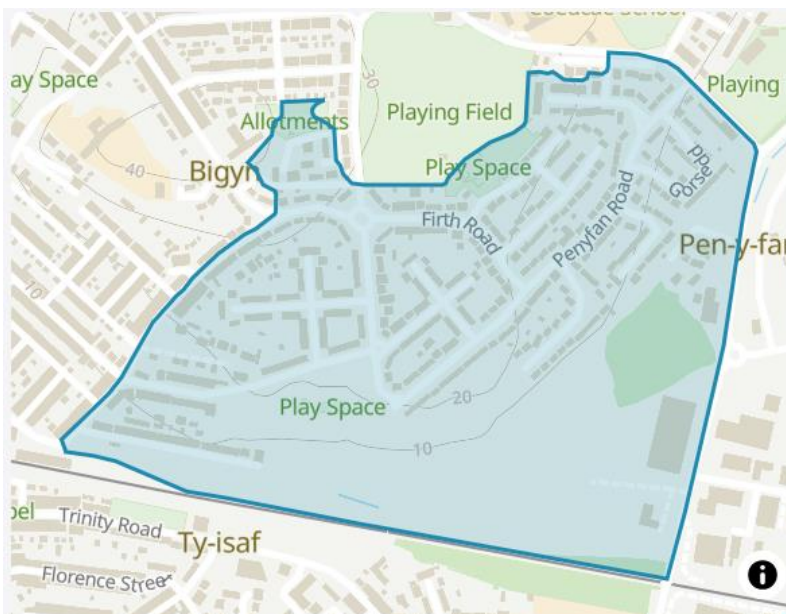
**BAME 2.6%** (2.3%)  
**White 97.1%** (97.2%)  
**Oth Ethnic Grp 0.4%** (0.4%)  
**Born outside the UK 9.0%** (5.1%)



**61.5%** (29.3%)  
**households in Private and social rented sector**



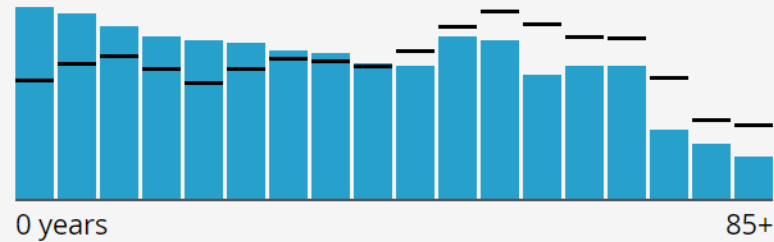
% of people aged 16+ with no qualifications  
**33.4%** (20.0%)



<b>Population</b> <b>1,800</b> <small>187,900 people in Carmarthenshire Rounded to the nearest 100 people</small>	<b>Number of Households</b> <b>760</b> <small>81,800 households in Carmarthenshire Rounded to the nearest 100 households</small>	<b>Households not in Deprivation</b> <b>29.7%</b> (45.3%)	<b>People in poor or very poor general health</b> <b>12.0%</b> (7.5%)
<b>Employed</b> <b>45.6%</b> (52.7%)	<b>Unemployed</b> <b>4.1%</b> (2.5%)	<b>Economically Inactive</b> <b>50.3%</b> (44.8%)	<b>People providing unpaid care</b> <b>12.2%</b> (11.7%)

## Age profile

■ Bigyn 4 — (Carmarthenshire)



% of all people, 5 year age bands



**Females- 51.9%** (51.2%)  
**Males – 48.1%** (48.8%)



**17.5%** (24.2%) **aged 65+**  
**1.7%** (3.0%) **aged 85+**  
**35.3%** (26.8) **<24 Yrs.**



**29.0%** (23.0%)  
**Disabled under the Equality Act**



% of people aged three years and over that can speak Welsh  
**15.0%**  
**Carmarthenshire 39.9%**



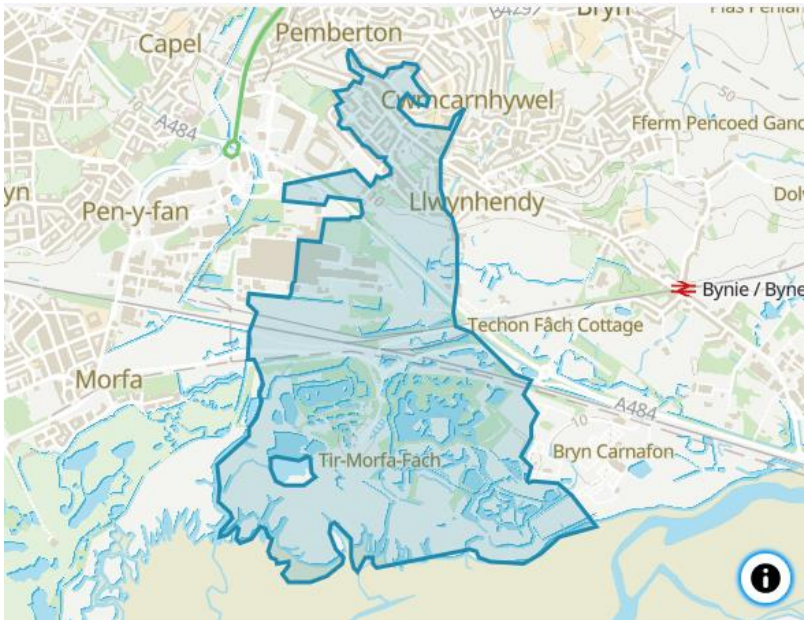
**BAME 3.9%** (2.3%)  
**White 95.9%** (97.2%)  
**Oth Ethnic Grp 0.2%** (0.4%)  
**Born outside the UK 7.7%** (5.1%)



**56.4%** (29.3%)  
**households in Private and social rented sector**



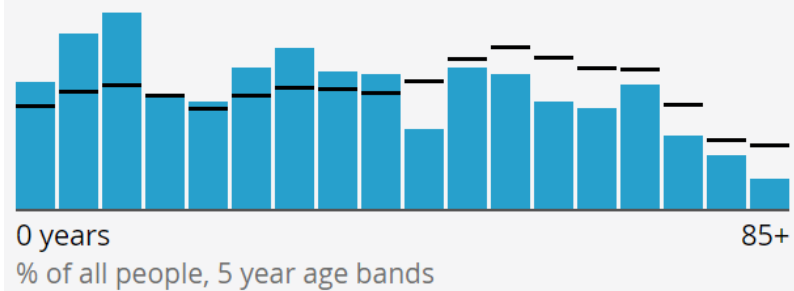
% of people aged 16+ with no qualifications  
**32.0%** (20.0%)



<b>Population</b> <b>1,400</b> <small>187,900 people in Carmarthenshire Rounded to the nearest 100 people</small>	<b>Number of Households</b> <b>600</b> <small>81,800 households in Carmarthenshire Rounded to the nearest 100 households</small>	<b>Households not in Deprivation</b> <b>29.5%</b> (45.3%)	<b>People in poor or very poor general health</b> <b>10.4%</b> (7.5%)
<b>Employed</b> <b>44.0%</b> (52.7%)	<b>Unemployed</b> <b>5.0%</b> (2.5%)	<b>Economically Inactive</b> <b>51.0%</b> (44.8%)	<b>People providing unpaid care</b> <b>12.7%</b> (11.7%)

## Age profile

**Llwynhendy 3** — (Carmarthenshire)



**Females- 50.4%** (51.2%)  
**Males – 49.6%** (48.8%)



**17.8%** (24.2%) **aged 65+**  
**1.4%** (3.0%) **aged 85+**  
**32.2%** (26.8%) **<24 Yrs.**



**28.5%** (23.0%)  
**Disabled under the Equality Act**



% of people aged three years and over that can speak Welsh  
**20.1%**  
**Carmarthenshire 39.9%**



**BAME 2.6%** (2.3%)  
**White 97.3%** (97.2%)  
**Oth Ethnic Grp 0.0%** (0.4%)  
**Born outside the UK**  
**6.2%** (5.1%)



**54.8%** (29.3%)  
**households in Private and social rented sector**

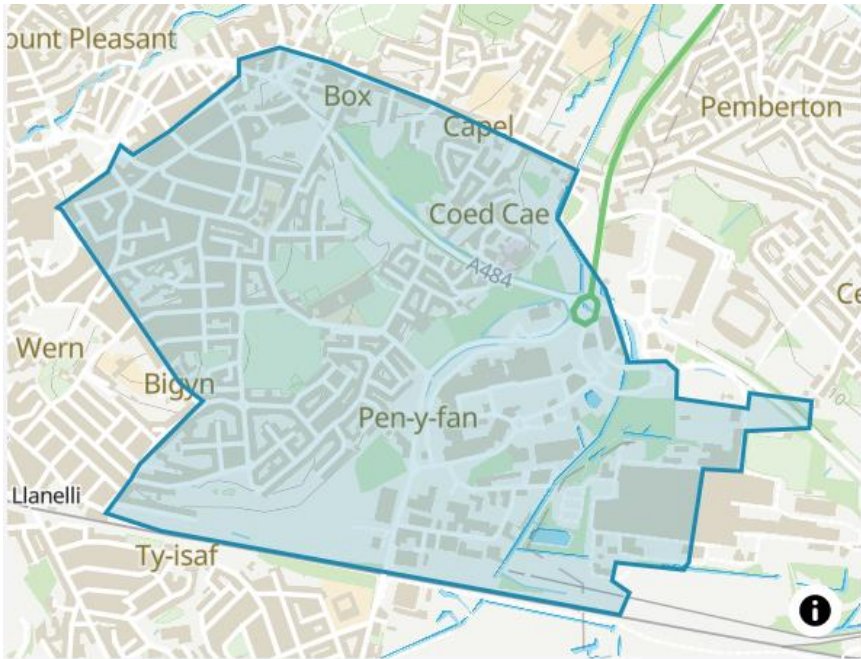


% of people aged 16+ with no qualifications  
**28.8%** (20.0%)



# SOCIO-DEMOGRAPHIC/ECONOMIC PROFILES FOR:

- Bynea & Llwynhendy
- Llanelli Bigyn
- Dafen & Felinfoel
- Glanymor & Tisha
- Pembray & Burry Port
- Lliedi
- Swiss Valley & Llangennech
- Hengoed & Elli



**POPULATION**  
**6,600**

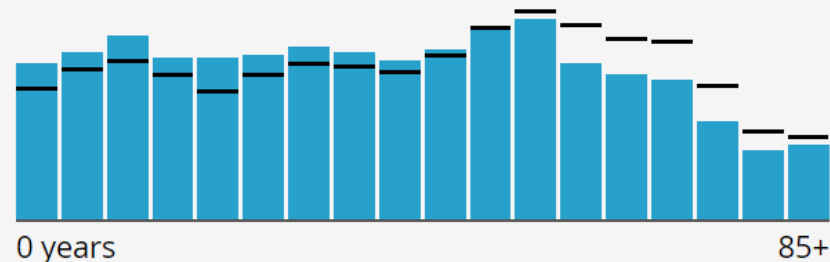
187,900 People in Carmarthenshire  
Rounded to the nearest 100 people

**NUMBER OF HOUSEHOLDS**  
**2,800**

81,800 households in Carmarthenshire  
Rounded to the nearest 100 households

## Age profile

■ Llanelli Bigyn — (Carmarthenshire)




0 years  
% of all people, 5 year age bands



**Males- 48.3% (48.8%)**  
**Females – 51.7% (51.2%)**



**24.6% (23.0%)**  
**Disabled under**  
**the Equality Act**



**19.2% (24.2%) aged 65+**  
**2.7% (3.0%) aged 85+**  
**30.3% (26.8) <24 Yrs**



**BAME 4.1% (2.3%)**  
**White 95.6% (97.2%)**  
**Other Ethnic Group**  
**0.3% (0.4%)**  
**Born outside the UK**  
**9.3% (5.1%)**



% of people aged three years  
and over that can speak Welsh

**20.6%**  
**Carmarthenshire**  
**39.9%**

Working aged people in  
**EMPLOYMENT**  
**DERIVATION**  
**13%**

People in **INCOME**  
**DEPRIVATION**  
**21%**

Adults aged 25-64 with **NO**  
**QUALIFICATIONS**  
**23.1%** (20.0%)

**EMPLOYED**  
**54.1%** (52.7%)

**UNEMPLOYED**  
**3.2%** (2.5%)

**ECONOMICALLY INACTIVE**  
**42.7%** (44.8%)

People in **OVERCROWDED**  
**HOUSEHOLDS**  
**6.47%**

Likelihood of **POOR-**  
**QUALITY HOUSING**  
**20.0%**

Households **NOT**  
**DEPRIVED** any dimension\*  
**42.1%** (45.3%)

**HOUSEHOLD TENURE:**  
**RENTED (All)**  
**38.1%** (29.3%)

People in bad or very bad  
**GENERAL HEALTH**  
**8.3%** (7.5%)

GP recorded **CHRONIC**  
**CONDITION**  
**15.6%**

People with a **LIMITING**  
**LONG-TERM ILLNESS**  
**26.5%**

GP recorded **MENTAL**  
**HEALTH CONDITION**  
**23.6%**

**CANCER INCIDENCE** rate  
per 100K  
**643.3**

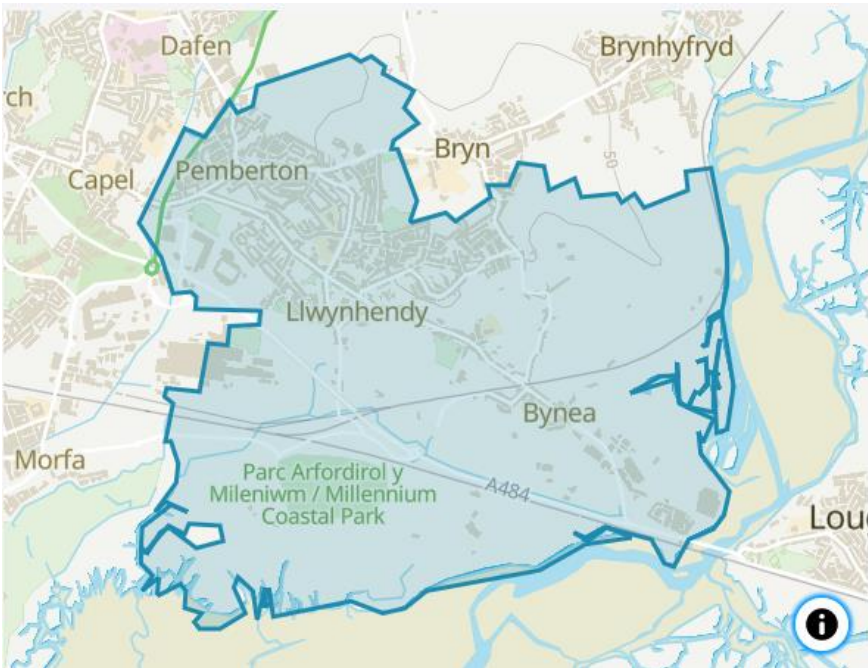
**PREMATURE DEATH RATE**  
(per 100K)  
**488.0**

Provision of  
**UNPAID CARE**  
**11.2%** (11.4%)

Children aged 4-5 who are  
**OBESE**  
**16.2%**

**SOURCE:** Welsh Index of Multiple  
Deprivation (2019)  
ONS, 2021 Census  
ONS, Children in Low Income Families,  
2022  
Carmarthenshire Ave in (%) where  
available

★ The dimensions of deprivation used to classify households include **EDUCATION** (no one has level 2 qualifications); **EMPLOYMENT** (if any household member is unemployed/ economically inactive due to long-term sickness or disability); **HEALTH** (any person in the household has general health that is bad or very bad or is identified as disabled); **HOUSING** (household accommodation is either overcrowded, in a shared dwelling, or has no central heating).



**POPULATION: 9,900 PEOPLE**

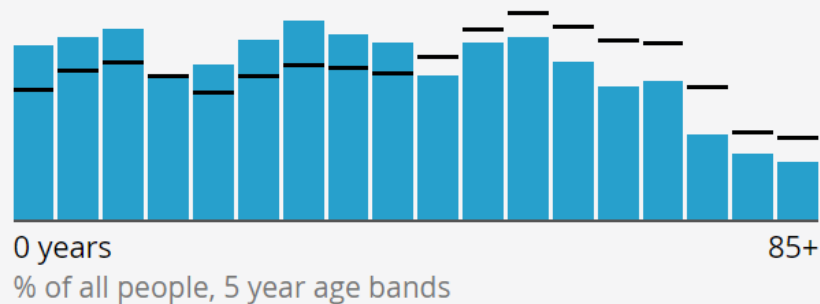
187,900 PEOPLE IN CARMARTHENSHIRE  
Rounded to the nearest 100 people

**NUMBER OF HOUSEHOLDS: 3,900**

81,800 households in Carmarthenshire  
Rounded to the nearest 100 households

## Age profile


■ Bynea & Llwynhendy — (Carmarthenshire)



**Males- 48.7% (48.8%)**  
**Females – 51.3% (51.2%)**



**23.2% (23.0%)**  
**Disabled under the Equality Act**



**17.6% (24.2%) aged 65+**  
**2.1% (3.0%) aged 85+**  
**31.0% (26.8) <24 Yrs**



**BAME 2.5% (2.3%)**  
**White 97.3% (97.2%)**  
**Other Ethnic Group 0.3% (0.4%)**  
**Born outside the UK 4.8% (5.1%)**



% of people aged three years and over that can speak Welsh  
**23.8%**  
**Carmarthenshire 39.9%**

Working aged people in **EMPLOYMENT DERIVATION**  
**13.0%**

People in **INCOME DEPRIVATION**  
**20.0%**

Adults aged 25-64 with **NO QUALIFICATIONS**  
**22.4%** (20.0%)

**EMPLOYED**  
**55.0%** (52.7%)

People in **OVERCROWDED HOUSEHOLDS**  
**6.23%**

**HOUSEHOLD TENURE: RENTED (All)**  
**35.3%** (29.3%)

People with a **LIMITING LONG-TERM ILLNESS**  
**27.4%**

**PREMATURE DEATH RATE (per 100K)**  
**393.8**

**SOURCE:** Welsh Index of Multiple Deprivation (2019)  
ONS, 2021 Census  
ONS, Children in Low Income Families, 2022  
Carmarthenshire Ave in (%) where available

Percent of children (under 16 years) living in relative low-income families (ONS 2015- 2021)

**BYNEA**  
**24.9%** (237 Children) ↗

**LLWYNHENDY**  
**37.7%** (388 Children) ↗

**UNEMPLOYED**  
**3.0%** (2.5%)

Likelihood of **POOR-QUALITY HOUSING**  
**16.3%**

People in bad or very bad **GENERAL HEALTH**  
**8.4%** (7.5%)

GP recorded **MENTAL HEALTH CONDITION**  
**23.7%**

Provision of **UNPAID CARE**  
**11.9%** (11.4%)

**ECONOMICALLY INACTIVE**  
**42.0%** (44.8%)

Households **NOT DEPRIVED** any dimension\*  
**43.5%** (45.3%)

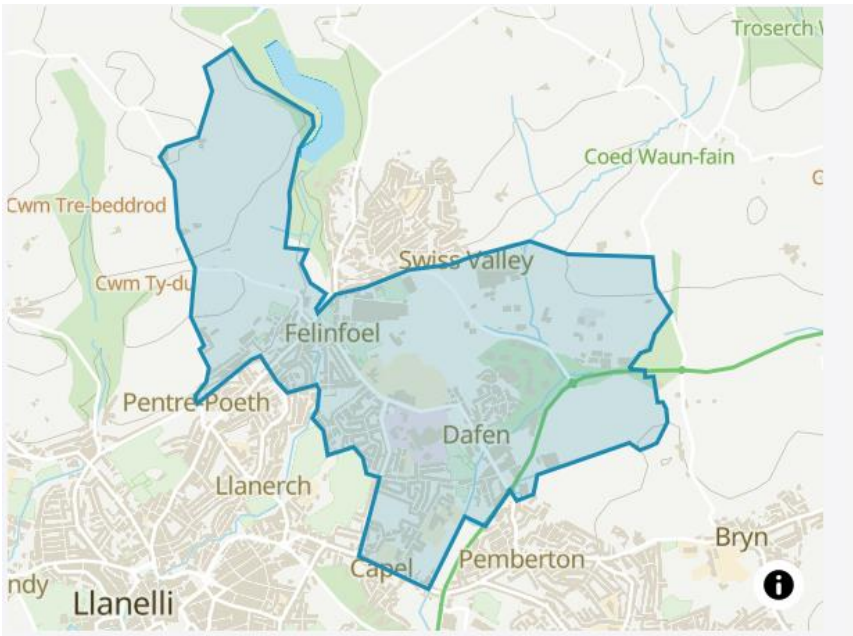
GP recorded **CHRONIC CONDITION**  
**17.9%**

**CANCER INCIDENCE rate per 100K**  
**614.2**

Children aged 4-5 who are **OBESE**  
**13.9%**

★ The dimensions of deprivation used to classify households include **EDUCATION** (no one has level 2 qualifications); **EMPLOYMENT** (if any household member is unemployed/ economically inactive due to long-term sickness or disability); **HEALTH** (any person in the household has general health that is bad or very bad or is identified as disabled); **HOUSING** (household accommodation is either overcrowded, in a shared dwelling, or has no central heating).





**POPULATION: 5,200 PEOPLE**

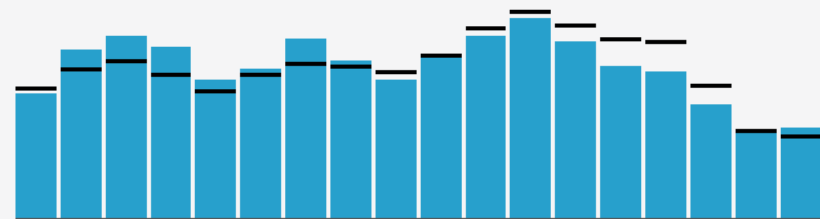
187,900 PEOPLE IN CARMARTHENSHIRE  
Rounded to the nearest 100 people

**NUMBER OF HOUSEHOLDS: 2,200**

81,800 households in Carmarthenshire  
Rounded to the nearest 100 households

## Age profile

**Dafen & Felin-foel** — (Carmarthenshire)



0 years

% of all people, 5 year age bands


85+



**Males- 48.1% (48.8%)**  
**Females – 51.9% (51.2%)**



**24.9% (23.0%)**  
**Disabled under the Equality Act**



**21.6% (24.2%) aged 65+**  
**3.3% (3.0%) aged 85+**  
**24.9% (26.8) <24 Yrs**



**BAME 4.0% (2.3%)**  
**White 95.6% (97.2%)**  
**Other Ethnic Group 0.4% (0.4%)**  
**Born outside the UK 6.0% (5.1%)**



% of people aged three years and over that can speak Welsh

**24.6%**  
**Carmarthenshire**  
**39.9%**

Working aged people in **EMPLOYMENT DERIVATION**  
**13.0%**

People in **INCOME DEPRIVATION**  
**20.0%**

Adults aged 25-64 with **NO QUALIFICATIONS**  
**24.6%** (20.0%)

**EMPLOYED**  
**50.5%** (52.7%)

People in **OVERCROWDED HOUSEHOLDS**  
**6.19%**

**HOUSEHOLD TENURE: RENTED (All)**  
**38.2%** (29.3%)

People with a **LIMITING LONG-TERM ILLNESS**  
**27.2%**

**PREMATURE DEATH RATE (per 100K)**  
**409.1**

**SOURCE:** Welsh Index of Multiple Deprivation (2019)  
ONS, 2021 Census  
ONS, Children in Low Income Families, 2022  
Carmarthenshire Ave in (%) where available

Percent of children (under 16 years) living in relative low-income families (ONS 2015- 2021)

**DAFEN**  
**25.2%** (168 Children)

**FELINFOEL**  
**34.3%** (161 Children)

**UNEMPLOYED**  
**2.4%** (2.5%)

Likelihood of **POOR-QUALITY HOUSING**  
**14.4%**

People in bad or very bad **GENERAL HEALTH**  
**9.5%** (7.5%)

GP recorded **MENTAL HEALTH CONDITION**  
**22.8%**

Provision of **UNPAID CARE**  
**11.0%** (11.4%)

**ECONOMICALLY INACTIVE**  
**47.1%** (44.8%)

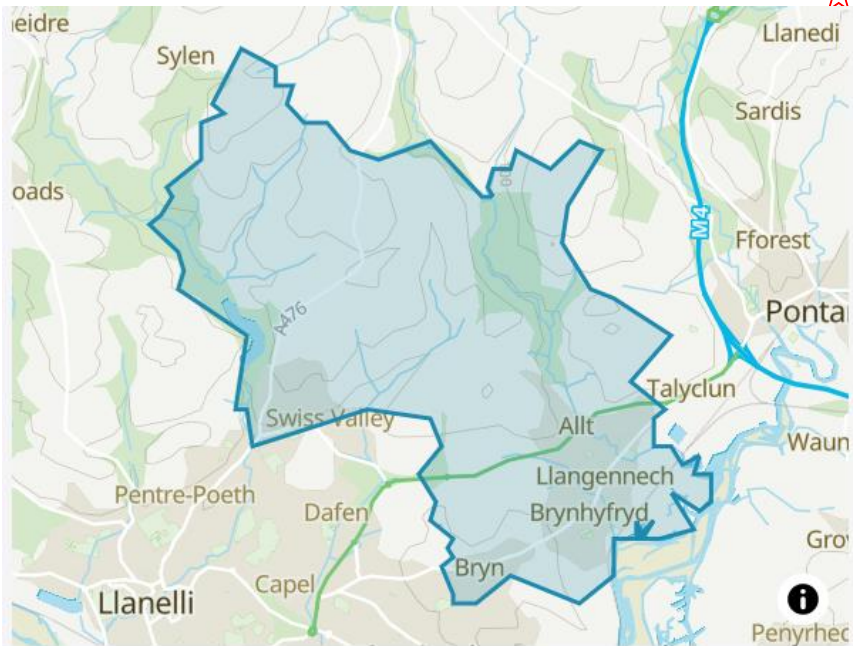
Households **NOT DEPRIVED** any dimension\*  
**40.0%** (45.3%)

GP recorded **CHRONIC CONDITION**  
**15.7%**

**CANCER INCIDENCE** rate per 100K  
**671.9**

Children aged 4-5 who are **OBESE**  
**14.0%**

★ The dimensions of deprivation used to classify households include **EDUCATION** (no one has level 2 qualifications); **EMPLOYMENT** (if any household member is unemployed/ economically inactive due to long-term sickness or disability); **HEALTH** (any person in the household has general health that is bad or very bad or is identified as disabled); **HOUSING** (household accommodation is either overcrowded, in a shared dwelling, or has no central heating).



**POPULATION: 7,700  
PEOPLE**

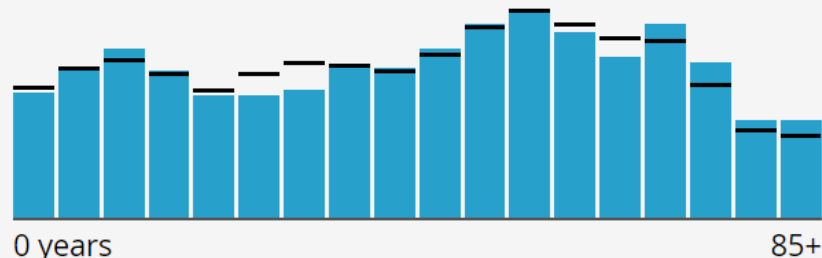
187,900 PEOPLE IN CARMARTHENSHIRE  
Rounded to the nearest 100 people

**NUMBER OF HOUSEHOLDS:  
3,300**

81,800 households in Carmarthenshire  
Rounded to the nearest 100 households

## Age profile

■ Swiss Valley & Llangennech — (Carmarthenshire)



0 years

% of all people, 5 year age bands


85+



**Males- 48.1% (48.8%)  
Females – 51.9% (51.2%)**



**21.9% (23.0%)  
Disabled under  
the Equality Act**



**25.9% (24.2%) aged 65+  
3.6% (3.0%) aged 85+  
26.1% (26.8%) <24 Yrs.**



**BAME 2.4% (2.3%)  
White 97.3% (97.2%)  
Other Ethnic Group  
0.2% (0.4%)  
Born outside the UK  
3.7% (5.1%)**



% of people aged three years  
and over that can speak Welsh

**34.5%  
Carmarthenshire  
39.9%**

Working aged people in  
**EMPLOYMENT  
DERIVATION  
8%**

People in **INCOME  
DEPRIVATION  
10%**

Adults aged 25-64 with **NO  
QUALIFICATIONS  
17.8% (20.0%)**

**EMPLOYED  
52.2% (52.7%)**

People in **OVERCROWDED  
HOUSEHOLDS  
6.23%**

**HOUSEHOLD TENURE:  
RENTED (All)  
19.7% (29.3%)**

People with a **LIMITING  
LONG-TERM ILLNESS  
23.2%**

**PREMATURE DEATH RATE  
(per 100K)  
319.3**

**SOURCE:** Welsh Index of Multiple  
Deprivation (2019)  
ONS, 2021 Census  
ONS, Children in Low Income Families,  
2022  
Carmarthenshire Ave in (%) where  
available

Percent of children (under 16 years) living in relative low-income  
families (ONS 2015- 2021)

**LLANGENNECH  
24.4% (244 Children)**

**SWISS VALLEY  
18.6% (58 Children)**

**UNEMPLOYED  
1.7% (2.5%)**

Likelihood of **POOR-  
QUALITY HOUSING  
16.3%**

People in bad or very bad  
**GENERAL HEALTH  
6.7% (7.5%)**

GP recorded **MENTAL  
HEALTH CONDITION  
17.0%**

Provision of  
**UNPAID CARE  
12.6% (11.4%)**

★ The dimensions of deprivation used to classify households include **EDUCATION** (no one has level 2 qualifications); **EMPLOYMENT** (if any household member is unemployed/ economically inactive due to long-term sickness or disability); **HEALTH** (any person in the household has general health that is bad or very bad or is identified as disabled); **HOUSING** (household accommodation is either overcrowded, in a shared dwelling, or has no central heating).

**ECONOMICALLY INACTIVE  
46.0% (44.8%)**

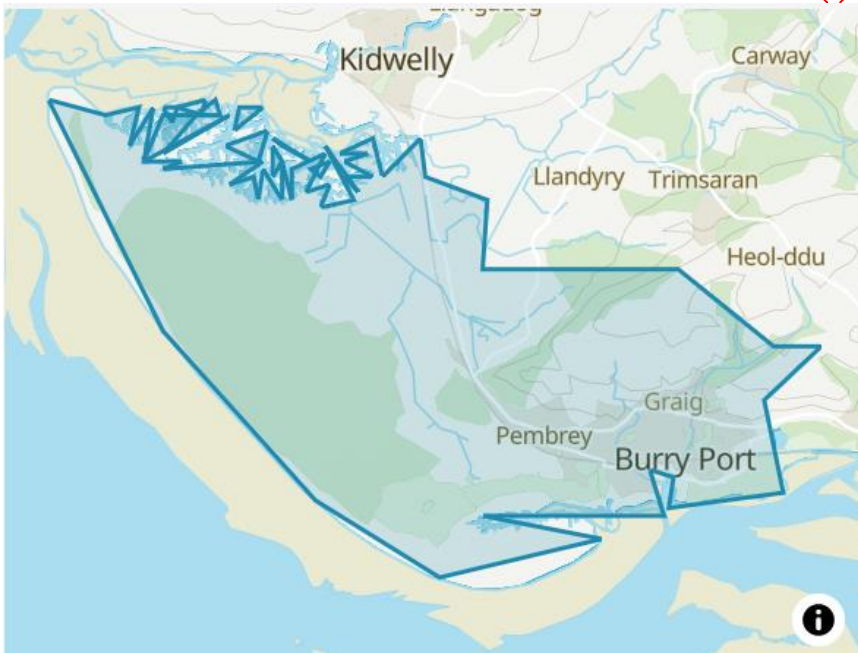
Households **NOT DEPRIVED**  
any dimension\*  
**48.7% (45.3%)**

GP recorded **CHRONIC  
CONDITION  
13.7%**

**CANCER INCIDENCE rate per  
100K  
597.7**

Children aged 4-5 who are  
**OBESE  
14.2%**





**POPULATION: 8,200 PEOPLE**

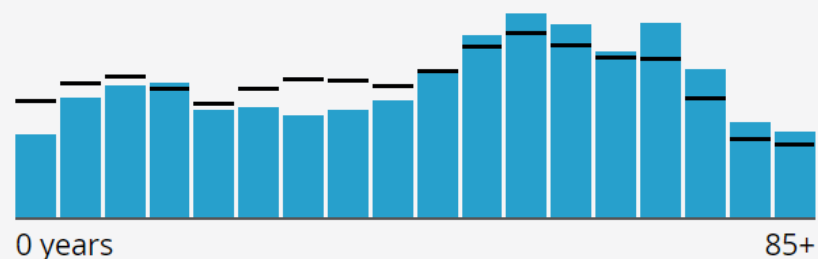
187,900 PEOPLE IN CARMARTHENSHIRE  
Rounded to the nearest 100 people

**NUMBER OF HOUSEHOLDS: 3,700**

81,800 households in Carmarthenshire  
Rounded to the nearest 100 households

## Age profile

■ Pembrey & Burry Port — (Carmarthenshire)



0 years

% of all people, 5 year age bands


85+



**Males- 47.9% (48.8%)**  
**Females – 52.1% (51.2%)**



**25.6% (23.0%)**  
**Disabled under the Equality Act**



**28.3% (24.2%) aged 65+**  
**3.5% (3.0%) aged 85+**  
**23.6% (26.8%) <24 Yrs**



**BAME 1.5% (2.3%)**  
**White 98.4% (97.2%)**  
**Other Ethnic Group 0.1% (0.4%)**  
**Born outside the UK 3.3% (5.1%)**



% of people aged three years and over that can speak Welsh

**29.4%**  
**Carmarthenshire**  
**39.9%**

Working aged people in **EMPLOYMENT DERIVATION**

**13.0%**

People in **INCOME DEPRIVATION**

**18.0%**

Adults aged 25-64 with **NO QUALIFICATIONS**

**19.5% (20.0%)**

**EMPLOYED**

**46.6% (52.7%)**

People in **OVERCROWDED HOUSEHOLDS**

**3.76%**

**HOUSEHOLD TENURE: RENTED (All)**

**26.8% (29.3%)**

People with a **LIMITING LONG-TERM ILLNESS**

**25.1%**

**PREMATURE DEATH RATE (per 100K)**

**342.3**

**SOURCE:** Welsh Index of Multiple Deprivation (2019)  
ONS, 2021 Census  
ONS, Children in Low Income Families, 2022  
Carmarthenshire Ave in (%) where available

Percent of children (under 16 years) living in relative low-income families (ONS 2015- 2021)

**BURRY PORT**

**37.5%** (215 Children)

**PEMBREY**

**26.6%** (171 Children)



**UNEMPLOYED**

**3.3%** (2.5%)

**ECONOMICALLY INACTIVE**

**50.1%** (44.8%)

Likelihood of **POOR-QUALITY HOUSING**

**16.5%**

Households **NOT DEPRIVED** any dimension\*

**42.5%** (45.3%)

People in bad or very bad **GENERAL HEALTH**

**8.8%** (7.5%)

GP recorded **CHRONIC CONDITION**

**13.5%**

GP recorded **MENTAL HEALTH CONDITION**

**16.2%**

**CANCER INCIDENCE rate per 100K**

**645.1**

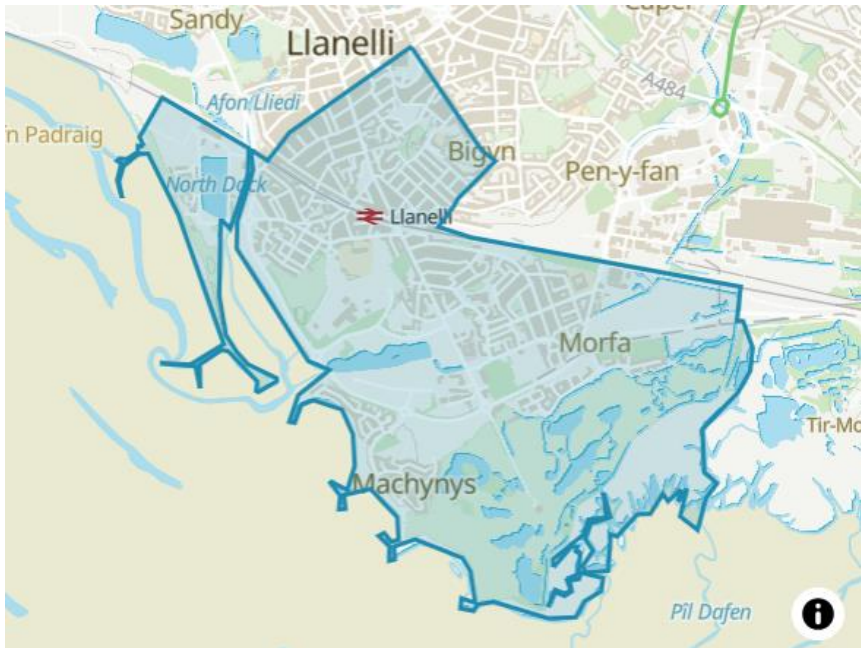
Provision of **UNPAID CARE**

**12.9%** (11.4%)

Children aged 4-5 who are **OBESE**

**12.2%**

★ The dimensions of deprivation used to classify households include **EDUCATION** (no one has level 2 qualifications); **EMPLOYMENT** (if any household member is unemployed/ economically inactive due to long-term sickness or disability); **HEALTH** (any person in the household has general health that is bad or very bad or is identified as disabled); **HOUSING** (household accommodation is either overcrowded, in a shared dwelling, or has no central heating).

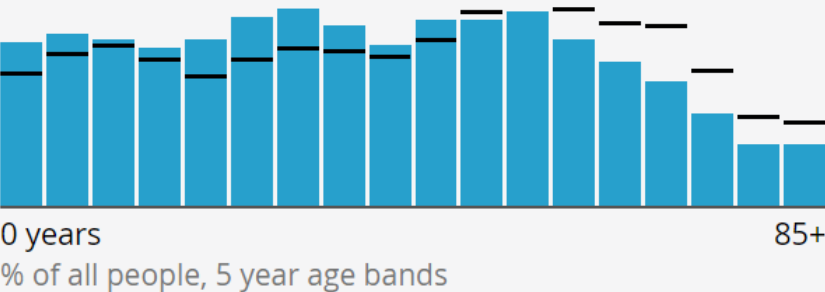


**POPULATION:**  
**10,300 PEOPLE**  
 187,900 PEOPLE IN CARMARTHENSHIRE  
 Rounded to the nearest 100 people

**NUMBER OF HOUSEHOLDS:**  
**4,700**  
 81,800 households in Carmarthenshire  
 Rounded to the nearest 100 households

# Age profile


■ Glanymor & Tyisha — (Carmarthenshire)



**Males- 49.9% (48.8%)**  
**Females – 50.1% (51.2%)**



**27.0% (23.0%)**  
**Disabled under**  
**the Equality Act**



**17.4% (24.2%) aged 65+**  
**2.2% (3.0%) aged 85+**  
**30.3% (26.8) <24 Yrs**



**BAME 3.2% (2.3%)**  
**White 96.0% (97.2%)**  
**Other Ethnic Group**  
**0.9% (0.4%)**  
**Born outside the UK**  
**11.3% (5.1%)**



% of people aged three years  
 and over that can speak Welsh  
**18.8%**  
**Carmarthenshire**  
**39.9%**

Working aged people in  
**EMPLOYMENT**  
**DERIVATION**  
**18.0%**

People in **INCOME**  
**DEPRIVATION**  
**26.0%**

Adults aged 25-64 with **NO**  
**QUALIFICATIONS**  
**26.4% (20.0%)**

**EMPLOYED**  
**50.1% (52.7%)**

People in **OVERCROWDED**  
**HOUSEHOLDS**  
**7.57%**

**HOUSEHOLD TENURE:**  
**RENTED (All)**  
**52.2% (29.3%)**

People with a **LIMITING**  
**LONG-TERM ILLNESS**  
**29.3%**

**PREMATURE DEATH RATE**  
**(per 100K)**  
**530.0**

Percent of children (under 16 years) living in relative low-income families (ONS 2015- 2021)

**GLANYMOR**  
**28.9%** (380 Children)

**TYISHA**  
**40.3%** (305 Children)

**UNEMPLOYED**  
**4.1% (2.5%)**

Likelihood of **POOR-**  
**QUALITY HOUSING**  
**22.6%**

People in bad or very bad  
**GENERAL HEALTH**  
**10.9% (7.5%)**

GP recorded **MENTAL**  
**HEALTH CONDITION**  
**24.7%**

Provision of  
**UNPAID CARE**  
**11.9% (11.4%)**

**ECONOMICALLY INACTIVE**  
**45.8% (44.8%)**

Households **NOT DEPRIVED**  
 any dimension\*  
**35.6% (45.3%)**

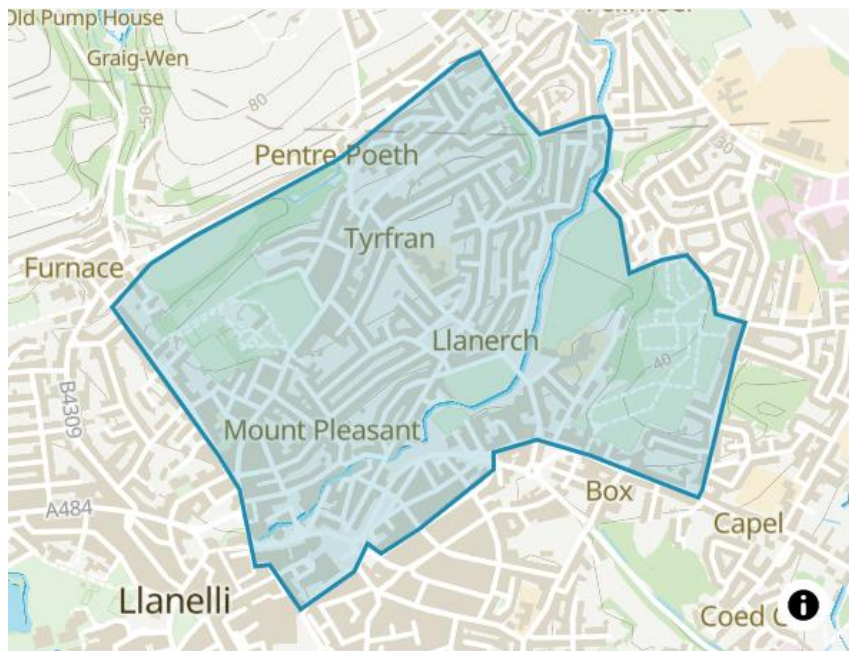
GP recorded **CHRONIC**  
**CONDITION**  
**17.2%**

**CANCER INCIDENCE** rate per  
 100K  
**631.2**

Children aged 4-5 who are  
**OBESE**  
**18.1%**

**SOURCE:** Welsh Index of Multiple  
 Deprivation (2019)  
 ONS, 2021 Census  
 ONS, Children in Low Income Families,  
 2022  
 Carmarthenshire Ave in (%) where  
 available

★ The dimensions of deprivation used to classify households include **EDUCATION** (no one has level 2 qualifications); **EMPLOYMENT** (if any household member is unemployed/ economically inactive due to long-term sickness or disability); **HEALTH** (any person in the household has general health that is bad or very bad or is identified as disabled); **HOUSING** (household accommodation is either overcrowded, in a shared dwelling, or has no central heating).



**POPULATION:**  
**5,300 PEOPLE**

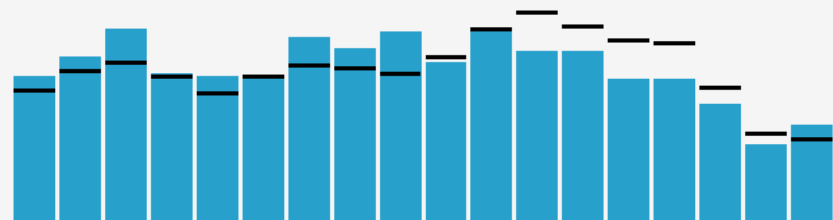
187,900 PEOPLE IN CARMARTHENSHIRE  
Rounded to the nearest 100 people

**NUMBER OF HOUSEHOLDS:**  
**2,300**

81,800 households in Carmarthenshire  
Rounded to the nearest 100 households

## Age profile

■ Lliedi — (Carmarthenshire)



0 years

% of all people, 5 year age bands

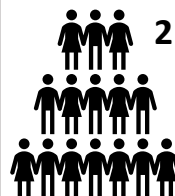
85+



**Males- 47.8% (48.8%)**  
**Females – 52.2% (51.2%)**



**23.0% (23.0%)**  
**Disabled under**  
**the Equality Act**



**21.0% (24.2%) aged 65+**  
**3.5% (3.0%) aged 85+**  
**29.0% (26.8%) <24 Yrs**



**BAME 3.7% (2.3%)**  
**White 96.0% (97.2%)**  
**Other Ethnic Group**  
**0.3% (0.4%)**  
**Born outside the UK**  
**7.7% (5.1%)**



% of people aged three years  
and over that can speak Welsh

**26.0%**  
**Carmarthenshire**  
**39.9%**

Working aged people in  
**EMPLOYMENT**  
**DERIVATION**

**13.0%**

People in **INCOME**  
**DEPRIVATION**

**19.0%**

Adults aged 25-64 with **NO**  
**QUALIFICATIONS**

**19.8%** (20.0%)

**EMPLOYED**

**53.2%** (52.7%)

Percent of children (under 16 years) living in relative low-income  
families (ONS 2015- 2021)

**LLIEDI**

**28.4%** (311 Children)



**UNEMPLOYED**

**3.5%** (2.5%)

**ECONOMICALLY INACTIVE**

**43.2%** (44.8%)

People in **OVERCROWDED**  
**HOUSEHOLDS**

**5.78%**

Likelihood of **POOR-**  
**QUALITY HOUSING**

**19.9%**

Households **NOT DEPRIVED**  
any dimension\*

**45.1%** (45.3%)

**HOUSEHOLD TENURE:**  
**RENTED (All)**

**26.3%** (29.3%)

People in bad or very bad  
**GENERAL HEALTH**

**8.0%** (7.5%)

GP recorded **CHRONIC**  
**CONDITION**

**14.9%**

People with a **LIMITING**  
**LONG-TERM ILLNESS**

**24.3%**

GP recorded **MENTAL**  
**HEALTH CONDITION**

**22.9%**

**CANCER INCIDENCE** rate per  
100K

**618.0**

**PREMATURE DEATH RATE**  
(per 100K)

**482.1**

Provision of  
**UNPAID CARE**

**10.2%** (11.4%)

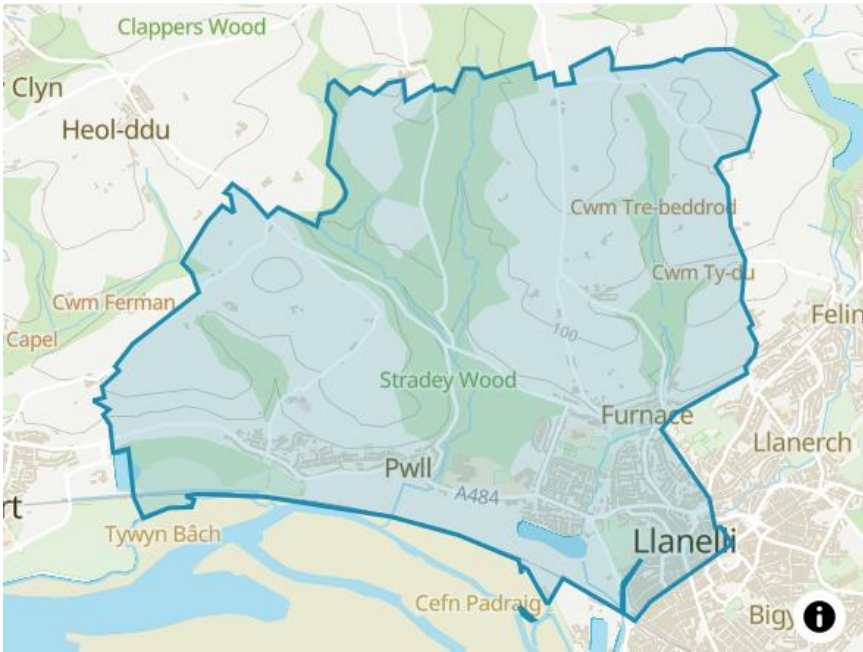
Children aged 4-5 who are  
**OBESE**

**11.3%**

**SOURCE:** Welsh Index of Multiple  
Deprivation (2019)  
ONS, 2021 Census  
ONS, Children in Low Income Families,  
2022  
Carmarthenshire Ave in (%) where  
available

★ The dimensions of deprivation used to classify households include **EDUCATION** (no one has level 2 qualifications); **EMPLOYMENT** (if any household member is unemployed/economically inactive due to long-term sickness or disability); **HEALTH** (any person in the household has general health that is bad or very bad or is identified as disabled); **HOUSING** (household accommodation is either overcrowded, in a shared dwelling, or has no central heating).





**POPULATION: 7,400 PEOPLE**

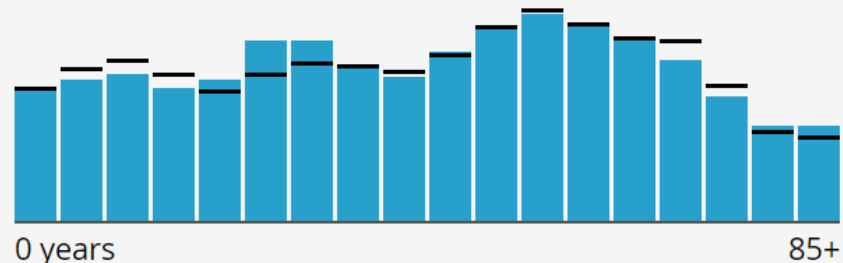
187,900 PEOPLE IN CARMARTHENSHIRE  
Rounded to the nearest 100 people

**NUMBER OF HOUSEHOLDS: 3,300**

81,800 households in Carmarthenshire  
Rounded to the nearest 100 households

## Age profile

■ Elli & Hengoed — (Carmarthenshire)




% of all people, 5 year age bands



**Males- 48.3% (48.8%)**  
**Females – 51.7% (51.2%)**



**22.4% (23.0%)**  
**Disabled under**  
**the Equality Act**



**23.7% (24.2%) aged 65+**  
**3.4% (3.0%) aged 85+**  
**25.1% (26.8%) <24 Yrs**



**BAME 2.3% (2.3%)**  
**White 97.4% (97.2%)**  
**Other Ethnic Group 0.3% (0.4%)**  
**Born outside the UK 5.9% (5.1%)**



% of people aged three years  
and over that can speak Welsh

**30.3%**  
**Carmarthenshire**  
**39.9%**

Working aged people in  
**EMPLOYMENT**  
**DERIVATION**  
**11.0%**

People in **INCOME**  
**DEPRIVATION**  
**14.0%**

Adults aged 25-64 with **NO**  
**QUALIFICATIONS**  
**18.3% (20.0%)**

**EMPLOYED**  
**53.8% (52.7%)**

People in **OVERCROWDED**  
**HOUSEHOLDS**  
**2.87%**

**HOUSEHOLD TENURE:**  
**RENTED (All)**  
**26.5% (29.3%)**

People with a **LIMITING**  
**LONG-TERM ILLNESS**  
**23.7%**

**PREMATURE DEATH RATE**  
**(per 100K)**  
**348.8**

Percent of children (under 16 years) living in relative low-income families (ONS 2015- 2021)

**ELLI**  
**30.6%** (146 Children)

**HENGOED**  
**27.2%** (200 Children)

**UNEMPLOYED**  
**2.7%** (2.5%)

Likelihood of **POOR-**  
**QUALITY HOUSING**  
**22.5%**

People in bad or very bad  
**GENERAL HEALTH**  
**6.5%** (7.5%)

GP recorded **MENTAL**  
**HEALTH CONDITION**  
**21.1%**

Provision of  
**UNPAID CARE**  
**11.0%** (11.4%)

**ECONOMICALLY INACTIVE**  
**45.1%** (44.8%)

Households **NOT DEPRIVED**  
any dimension\*  
**50.2%** (45.3%)

GP recorded **CHRONIC**  
**CONDITION**  
**13.7%**

**CANCER INCIDENCE** rate per  
100K  
**594.4**

Children aged 4-5 who are  
**OBESE**  
**18.9%**

**SOURCE:** Welsh Index of Multiple  
Deprivation (2019)  
ONS, 2021 Census  
ONS, Children in Low Income Families,  
2022  
Carmarthenshire Ave in (%) where  
available

★ The dimensions of deprivation used to classify households include **EDUCATION** (no one has level 2 qualifications); **EMPLOYMENT** (if any household member is unemployed/economically inactive due to long-term sickness or disability); **HEALTH** (any person in the household has general health that is bad or very bad or is identified as disabled); **HOUSING** (household accommodation is either overcrowded, in a shared dwelling, or has no central heating).

## **APPENDIX: MORBIDITY & MORTALITY DATA FOR SEPCIFIC CONDITIONS**

Where available data are presented at Primary Care Cluster level, Upper Super Output Area (USOA) or Middle Super Output Area (MSOA).

The coloured arrow on each map indicates the Hywel Dda trend for the period 2012/13 – 2021/22



Quality Assurance and Improvement Framework (QAIF) disease registers by local health board, cluster and GP practice

Measure: Prevalence rate (%)

Year: 2021-22

	Asthma	Atrial fibrillation	Cancer	Chronic obstructive pulmonary disease	Secondary prevention of coronary heart disease	Dementia	Diabetes mellitus (patients aged 17+)	Epilepsy (patients aged 18+)	Heart failure	Hypertension	Learning disability	Mental health	Obesity (patients aged 16+)	Osteoporosis (patients aged 50+)	Palliative care	Rheumatoid Arthritis (patients aged 16+)	Stroke and transient ischaemic attack
Wales	7.15	2.49	3.39	2.24	3.47	0.70	7.97	0.96	1.17	15.73	0.49	1.03	11.83	0.58	0.30	0.90	2.15
Hywel Dda University Health Board	7.22	3.12	3.73	2.30	3.95	0.76	8.38	0.99	1.30	16.79	0.54	1.03	11.58	0.46	0.37	1.15	2.41
Llanelli	7.73	2.82	3.64	2.22	4.03	0.84	8.48	1.18	1.09	16.31	0.71	1.04	11.21	0.64	0.32	0.94	2.39
Ashgrove Medical Centre	7.68	3.05	3.33	2.30	4.11	1.43	7.82	1.11	1.67	15.89	0.63	1.29	10.47	0.52	0.10	0.71	2.13
The Llwynhendy Health Centre	7.92	2.65	3.36	2.36	4.05	1.08	9.69	1.26	1.23	14.80	0.63	0.92	15.46	2.48	0.33	1.20	2.54
Fairfield Surgery	7.32	2.42	3.58	1.66	3.94	0.67	7.47	1.36	1.14	14.88	0.46	0.90	10.03	0.08	0.06	0.79	2.51
Tywyn Bach Surgery	7.67	3.26	3.22	2.79	4.13	0.87	9.44	0.99	0.72	17.21	0.74	1.01	5.53	0.40	0.20	0.98	2.17
Avenue Villa Surgery	7.91	2.44	3.12	1.96	3.92	0.70	6.88	1.08	1.03	11.46	0.43	1.33	6.79	0.22	0.41	0.73	2.19
Llangennech Surgery	8.07	3.37	4.56	1.87	3.81	0.37	7.63	1.09	0.77	17.79	0.94	0.82	12.43	0.30	0.09	0.98	2.57
Ty Elli Group Practice	7.65	2.92	4.36	2.38	4.12	0.66	9.28	1.23	0.95	20.86	1.06	0.95	14.47	0.10	0.63	1.05	2.54

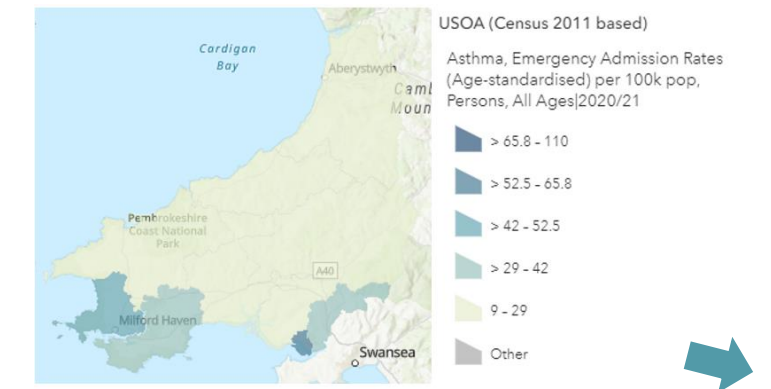
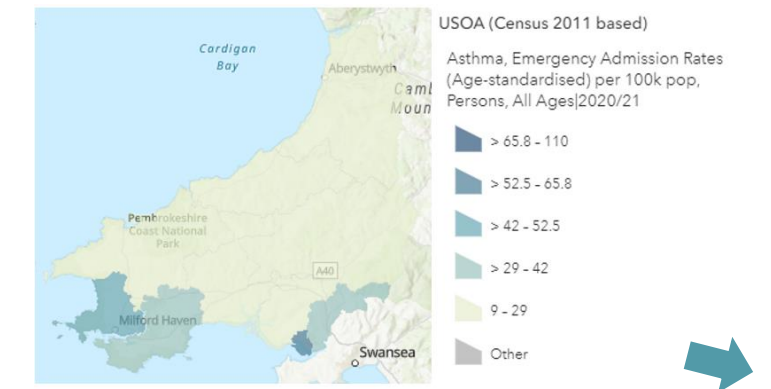
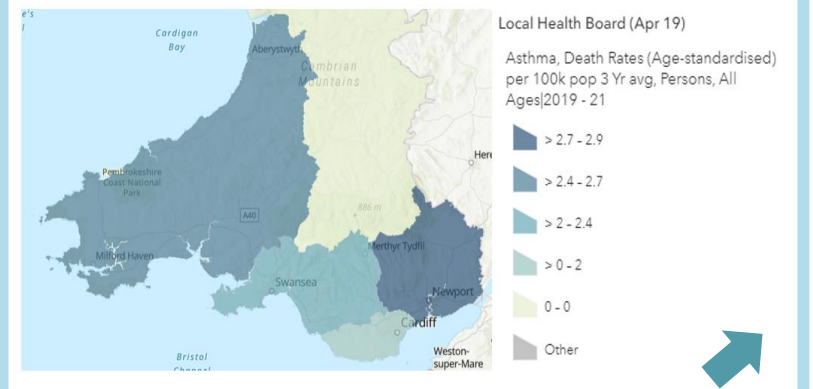
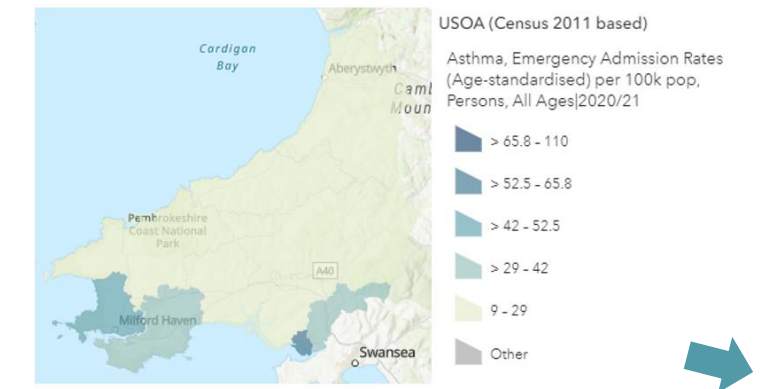
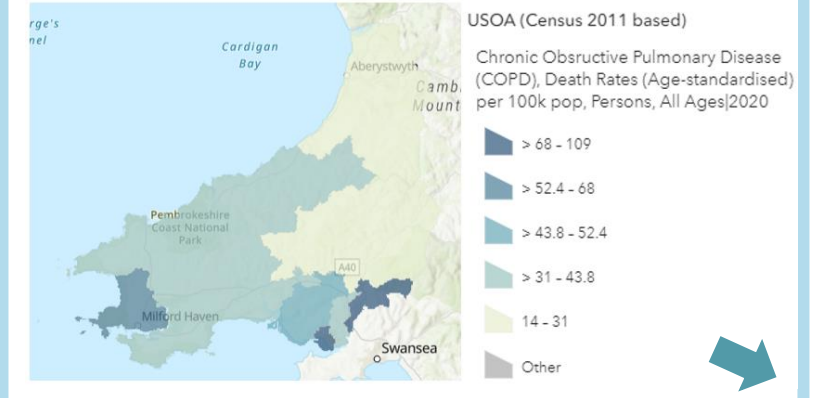
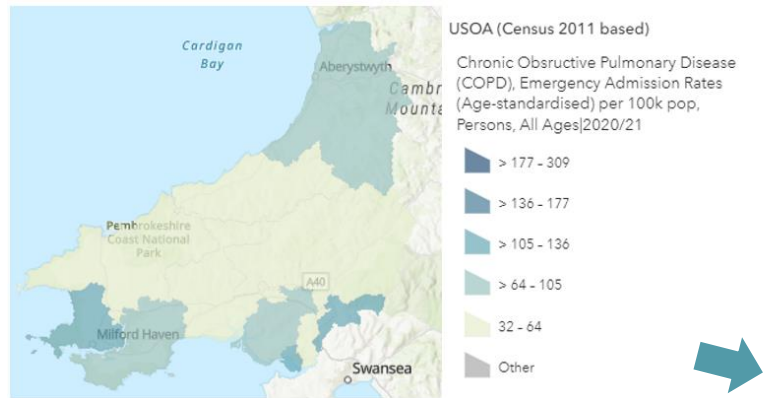
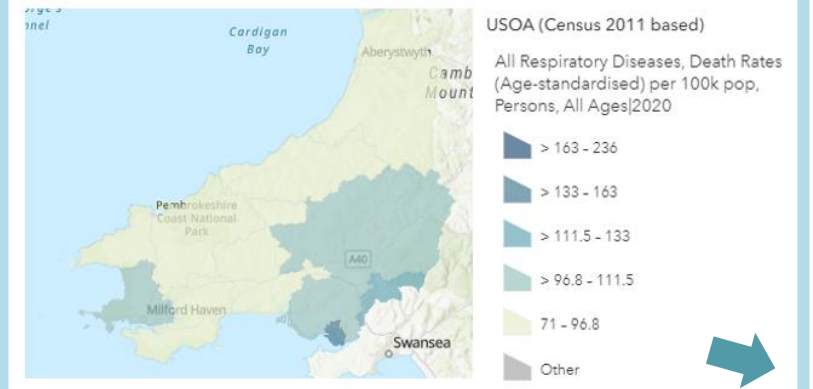
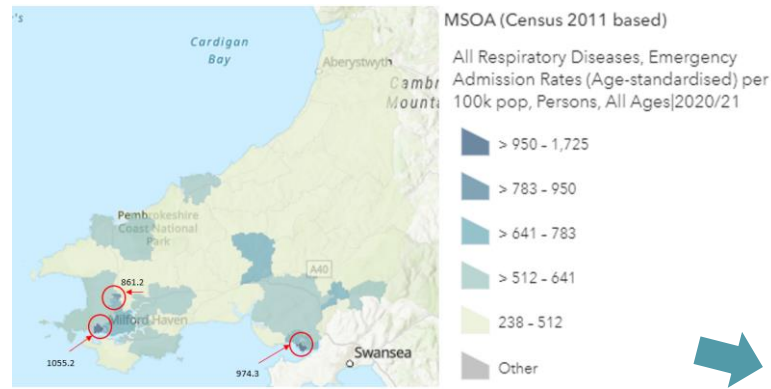
# RESPIRATORY DISEASE

(Where available data are presented at Primary Care Cluster level or Upper Super Output Area USOA).

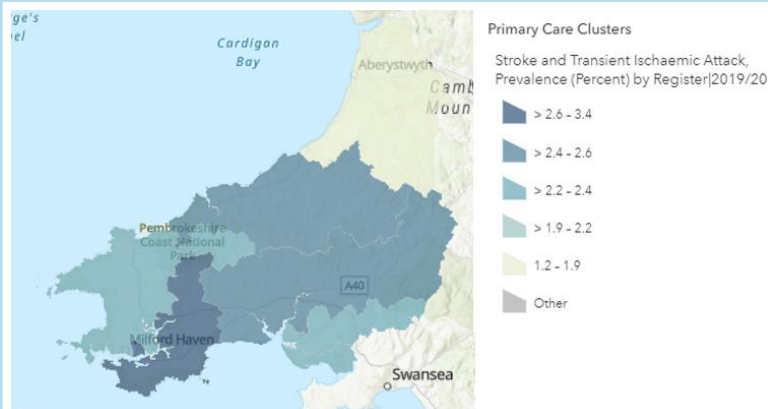
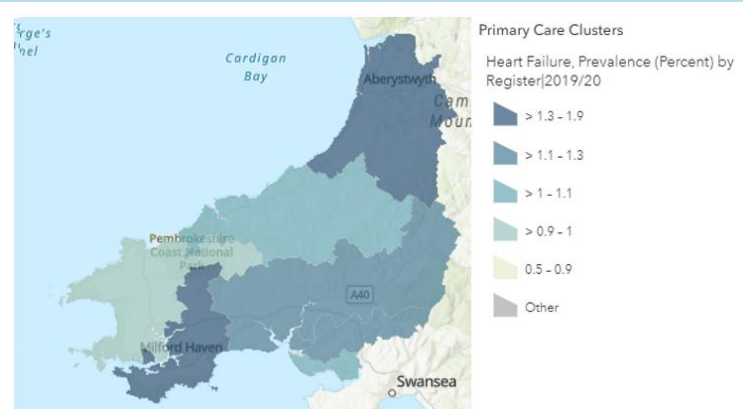
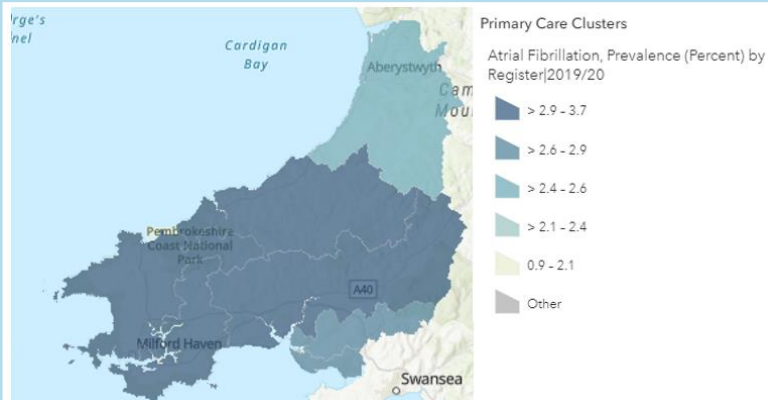
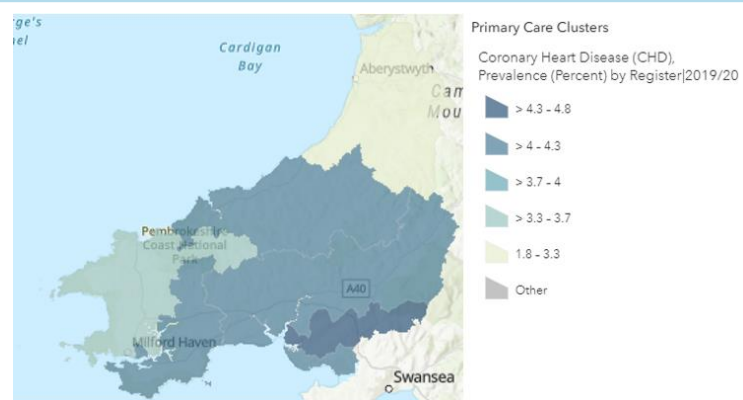
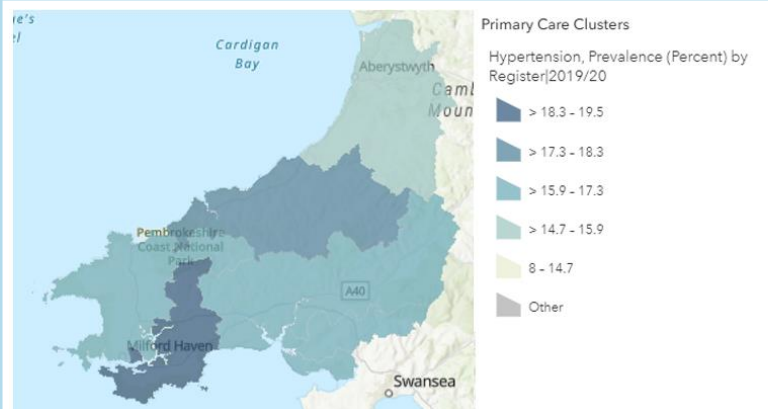
## PREVALENCE

## EMERGENCY ADMISSIONS

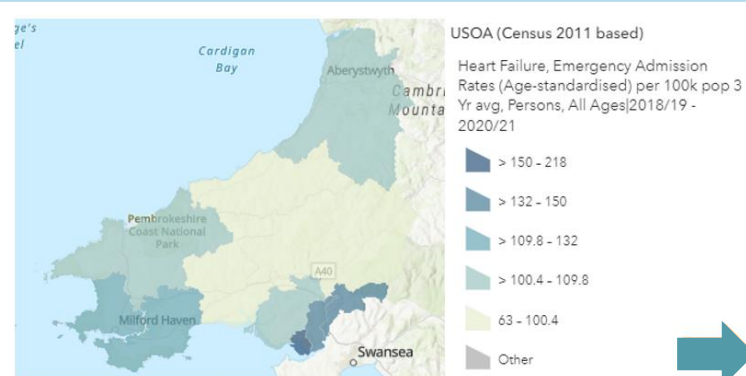
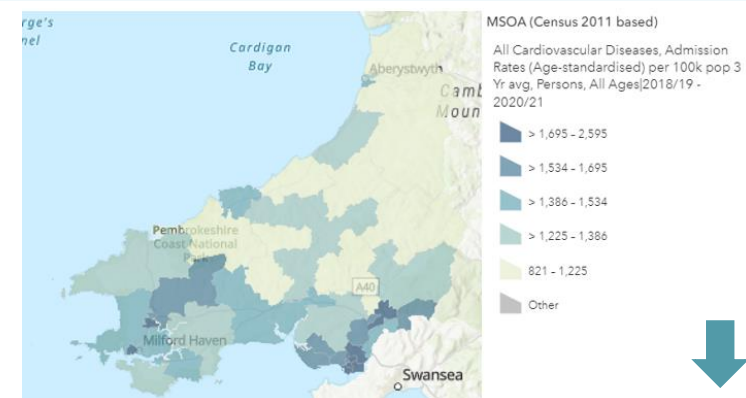
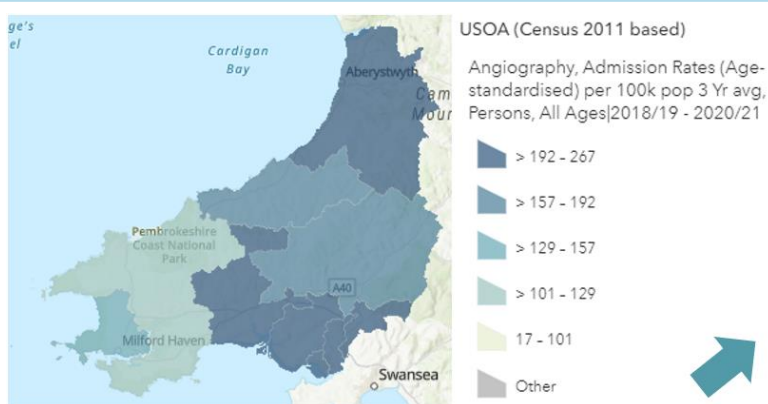
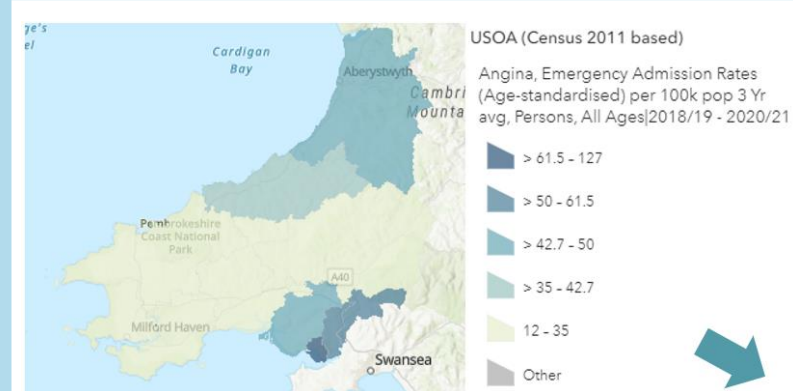
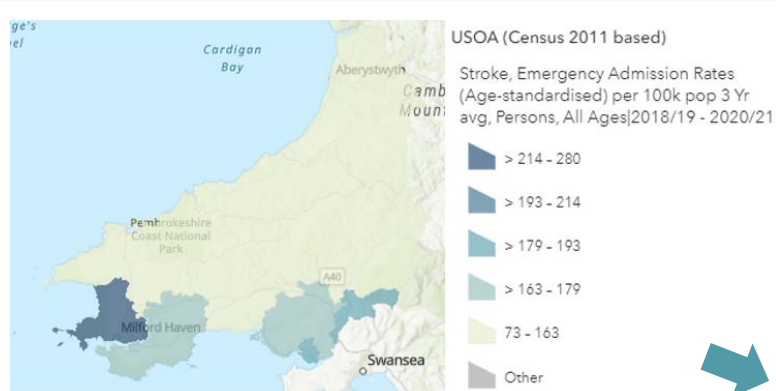
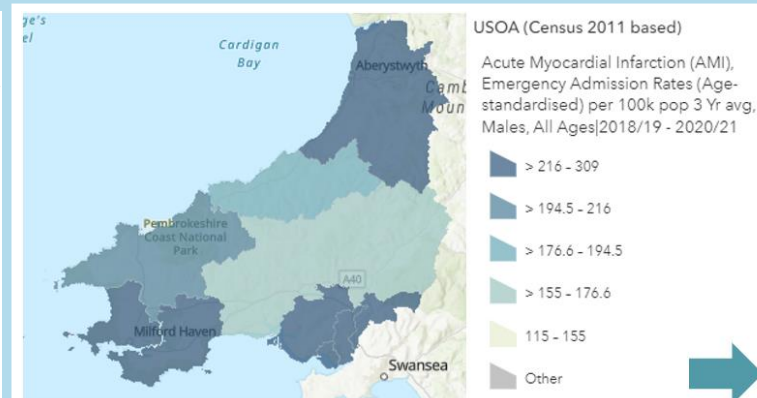
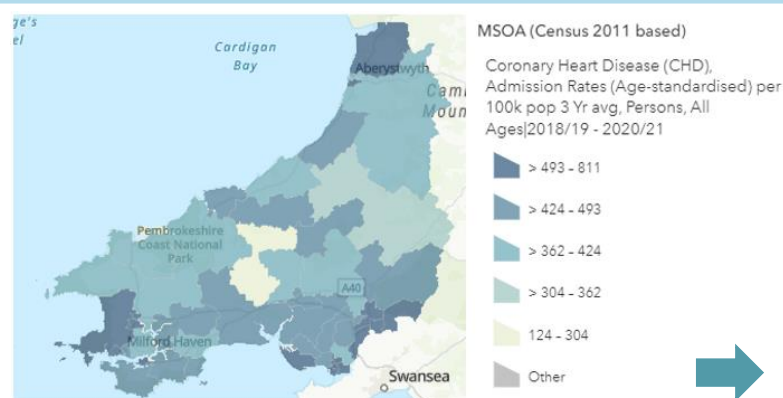
## DEATHS



# CARDIOVASCULAR DISEASE: PREVALENCE

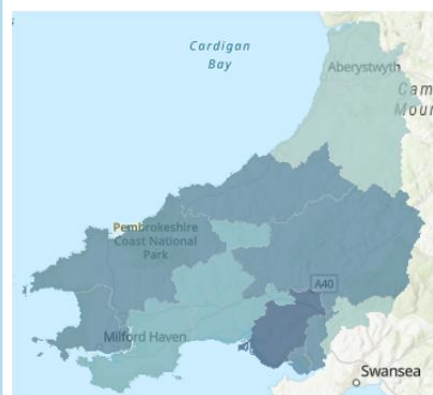


# CARDIOVASCULAR DISEASE: ADMISSIONS



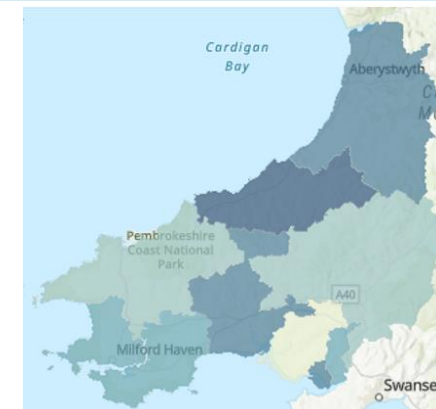


# CARDIOVASCULAR DISEASE: DEATHS



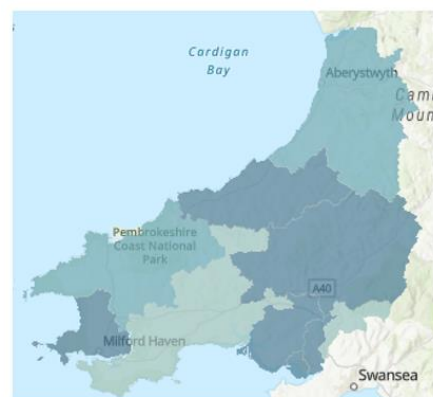
USOA (Census 2011 based)  
All Heart Disease, Death Rates (Age-standardised) per 100k pop, Persons, All Ages|2020

- > 206 - 275
- > 180 - 206
- > 164 - 180
- > 145 - 164
- 87 - 145
- Other



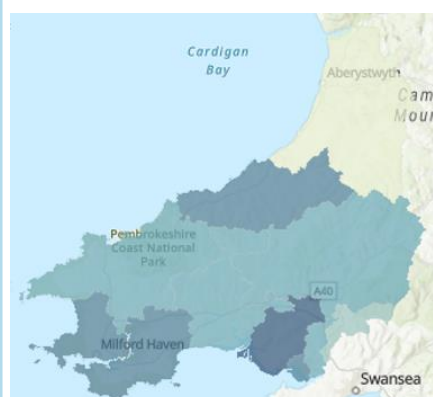
USOA (Census 2011 based)  
All Heart Disease, Death Rates (Age-standardised) per 100k pop, Persons, <75yrs|2020

- > 81 - 159
- > 69.7 - 81
- > 56 - 69.7
- > 46.3 - 56
- 24 - 46.3
- Other



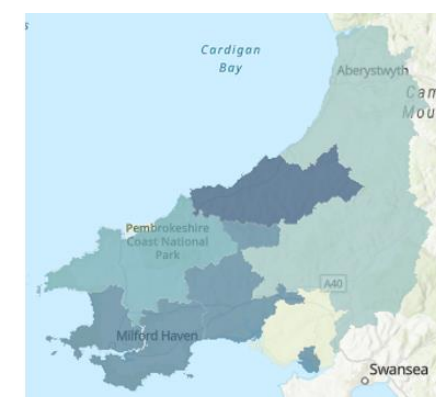
USOA (Census 2011 based)  
All Cardiovascular Diseases, Death Rates (Age-standardised) per 100k pop, Persons, All Ages|2020

- > 301 - 376
- > 263 - 301
- > 239 - 263
- > 217 - 239
- 150 - 217
- Other



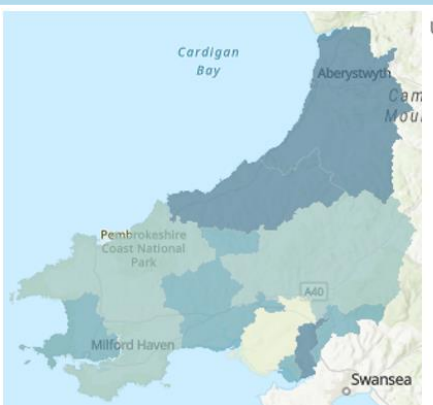
USOA (Census 2011 based)  
Coronary Heart Disease (CHD), Death Rates (Age-standardised) per 100k pop, Persons, All Ages|2020

- > 132 - 188
- > 113 - 132
- > 99 - 113
- > 84 - 99
- 38 - 84
- Other



USOA (Census 2011 based)  
Coronary Heart Disease (CHD), Death Rates (Age-standardised) per 100k pop, Persons, <75yrs|2020

- > 63 - 114
- > 50 - 63
- > 41 - 50
- > 30.7 - 41
- 9 - 30.7
- Other



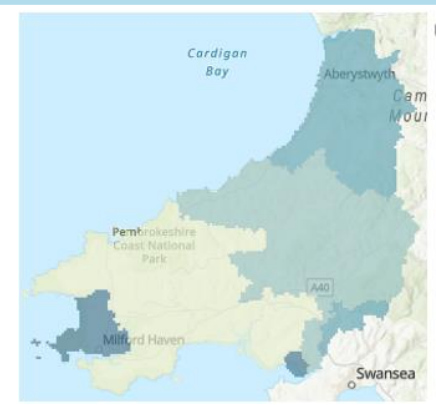
USOA (Census 2011 based)  
All Cardiovascular Diseases, Death Rates (Age-standardised) per 100k pop, Persons, <75yrs|2020

- > 111 - 192
- > 96.7 - 111
- > 81 - 96.7
- > 65 - 81
- 39 - 65
- Other



Local Authority  
Aortic Aneurism, Death Rates (Age-standardised) per 100k pop 3 Yr avg, Persons, All Ages|2019 - 21

- > 11.3 - 13.2
- > 9.6 - 11.3
- > 8.9 - 9.6
- > 7.9 - 8.9
- 6.3 - 7.9
- Other

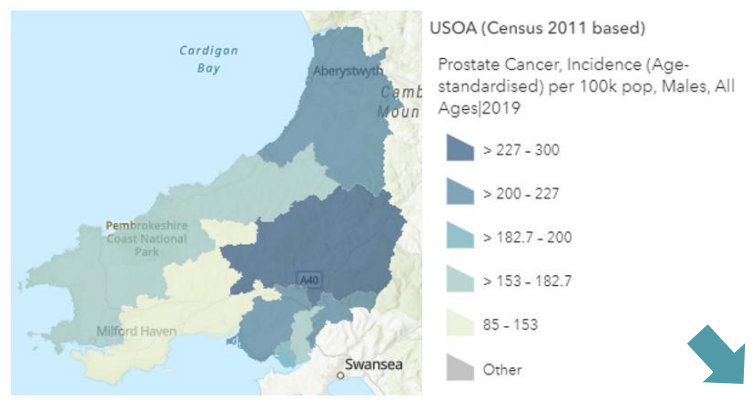
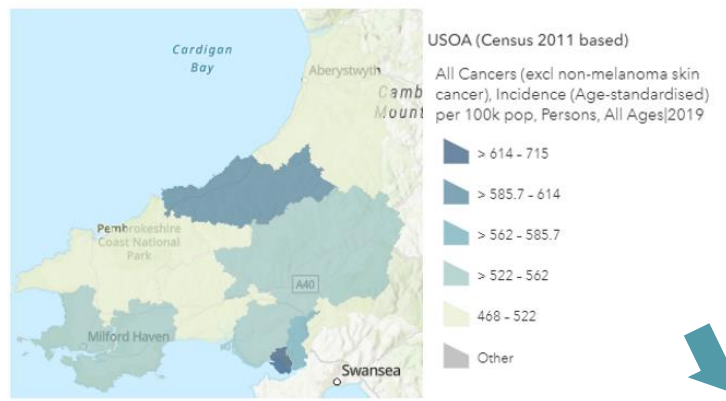
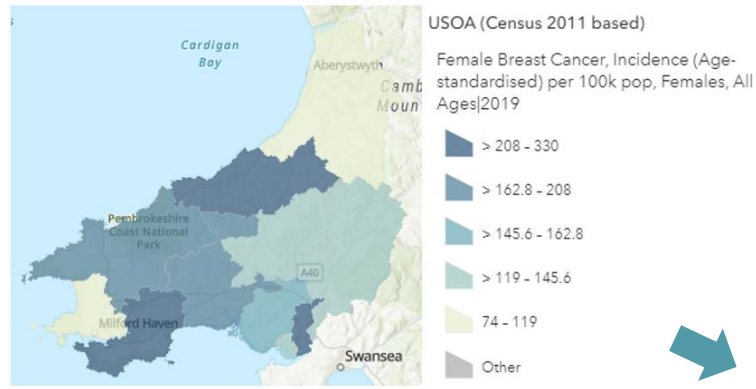
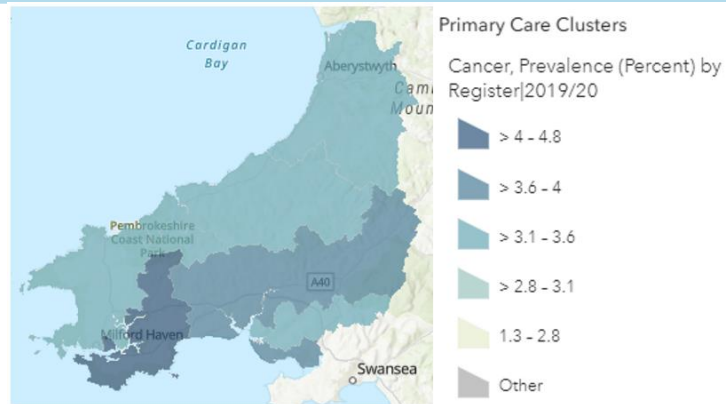
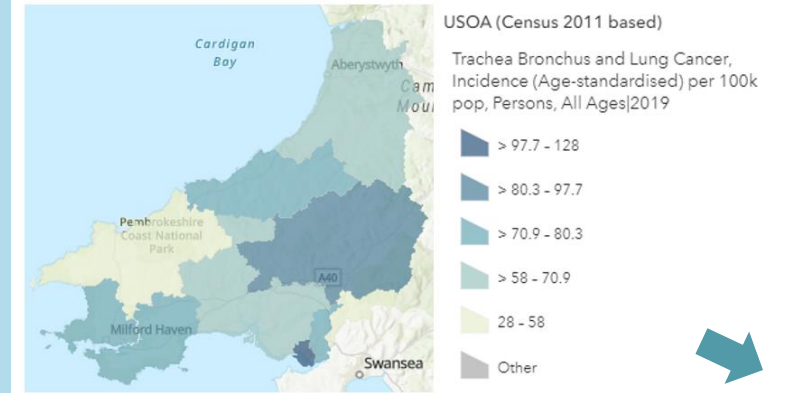
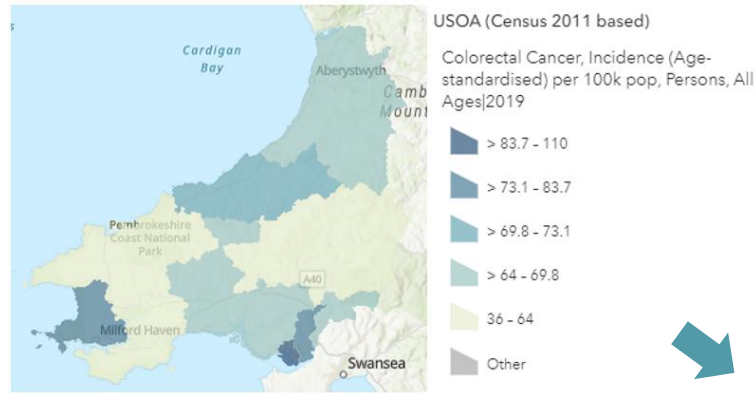


USOA (Census 2011 based)  
Stroke, Death Rates (Age-standardised) per 100k pop, Persons, All Ages|2020

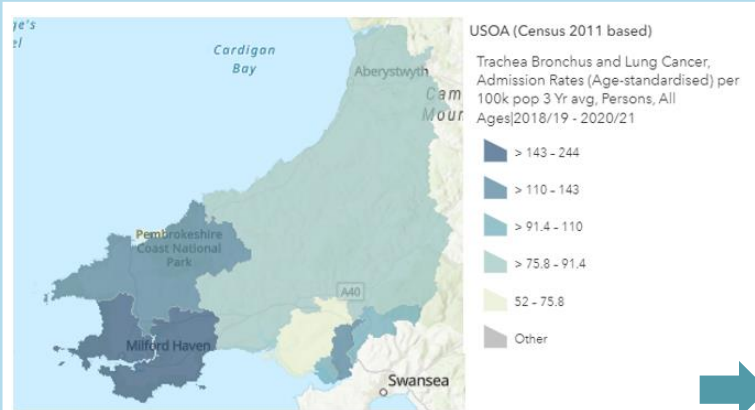
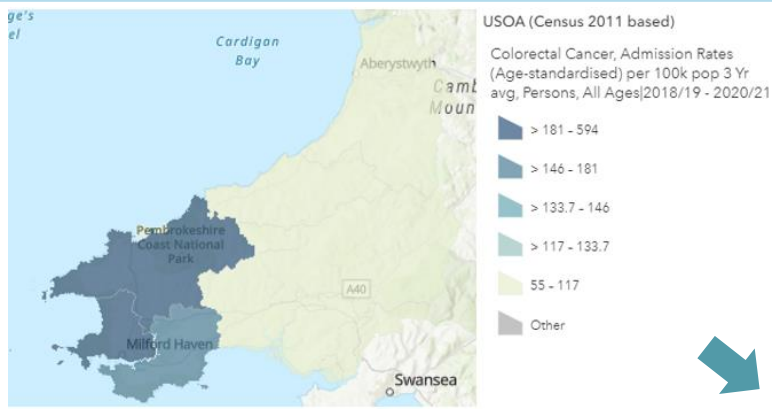
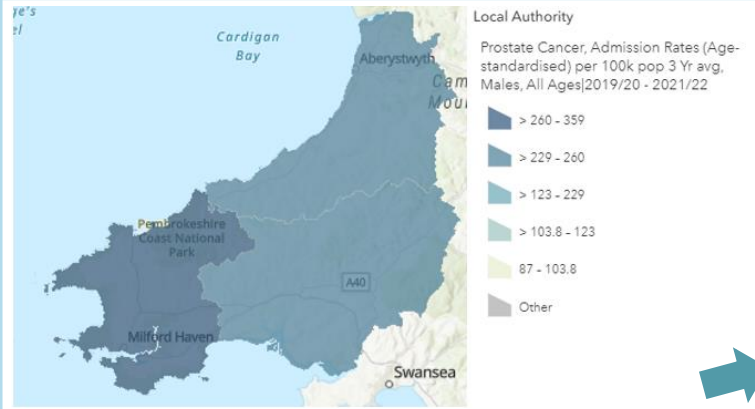
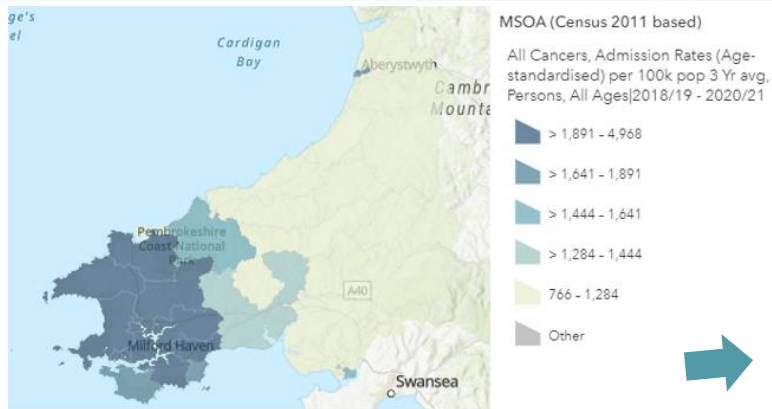
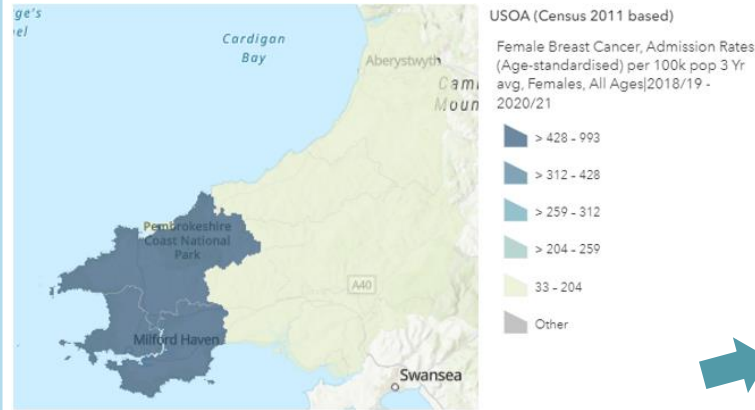
- > 70.9 - 102
- > 61.4 - 70.9
- > 52.7 - 61.4
- > 44.3 - 52.7
- 23 - 44.3
- Other



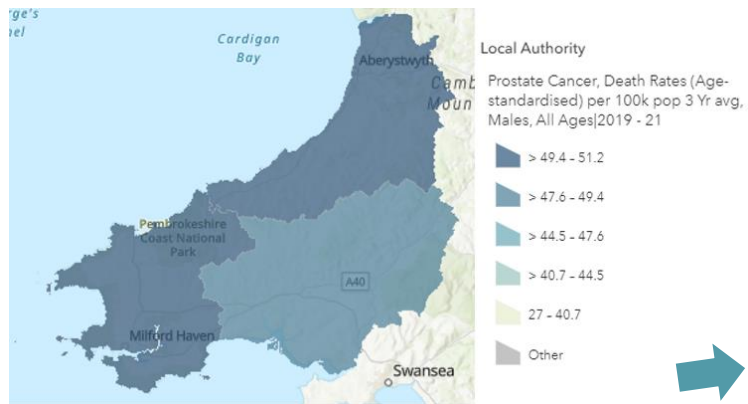
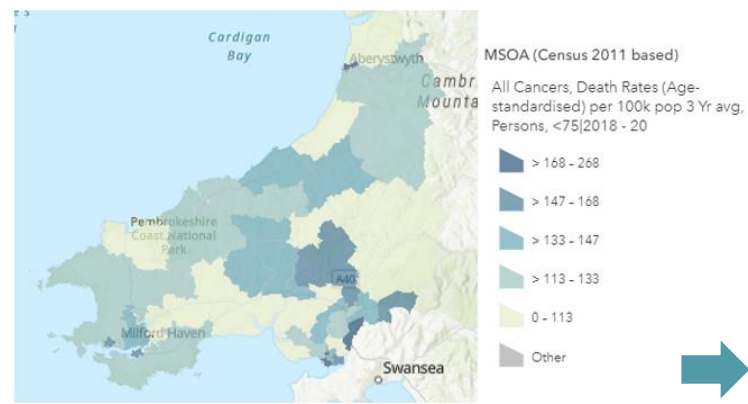
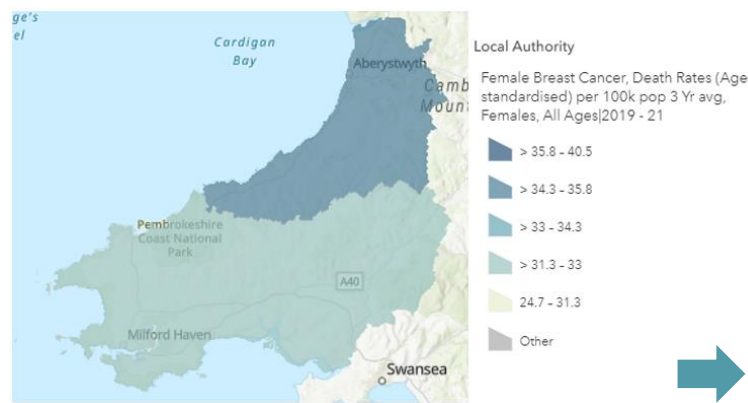
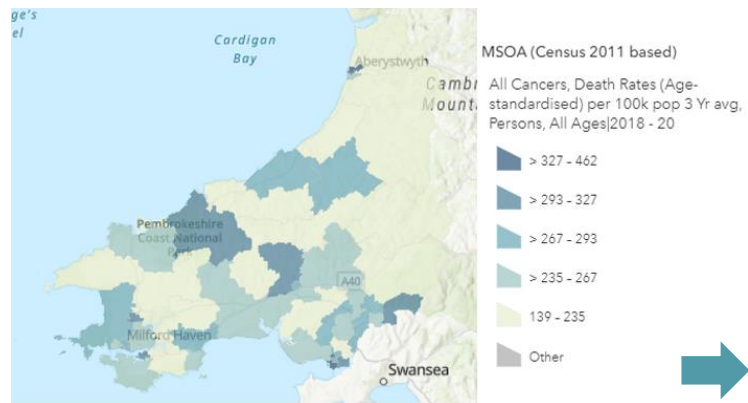
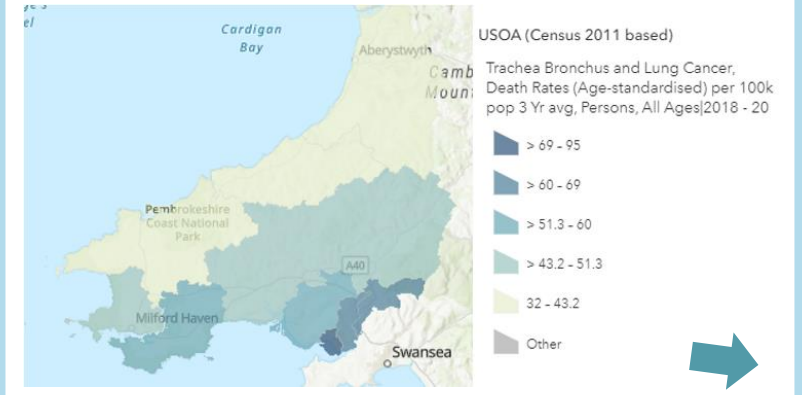
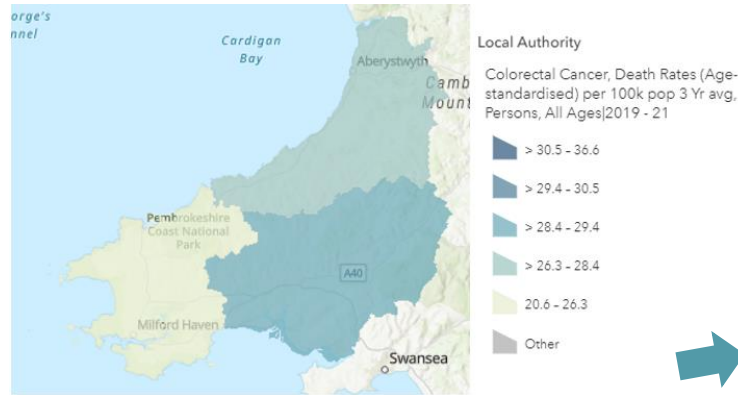
# CANCER: INCIDENCE



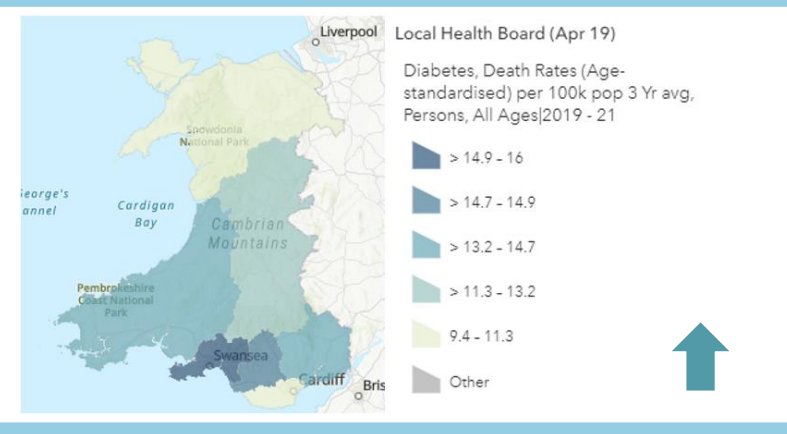
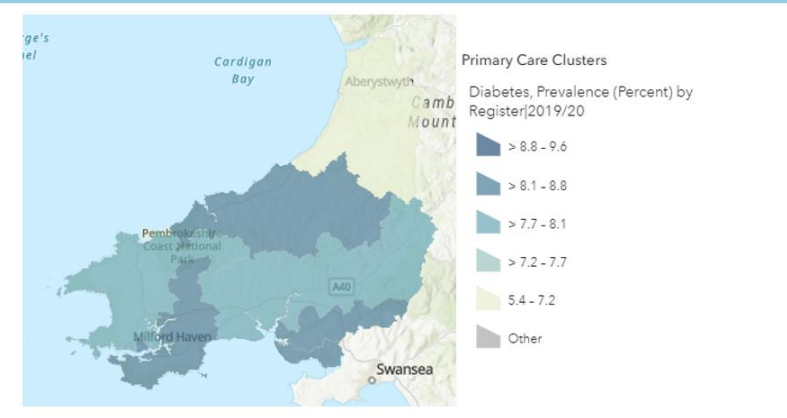
# CANCER: ADMISSIONS



# CANCER: DEATHS

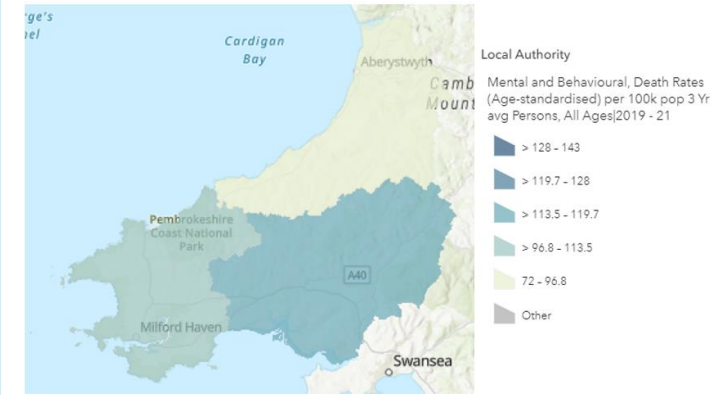
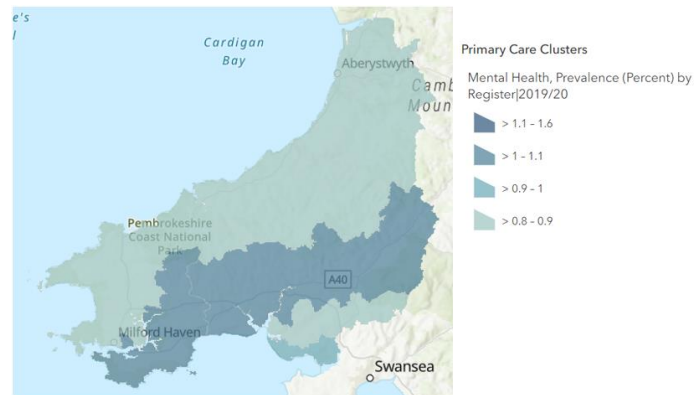
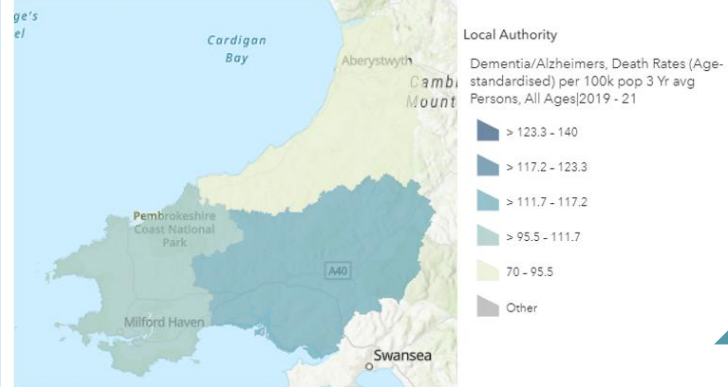
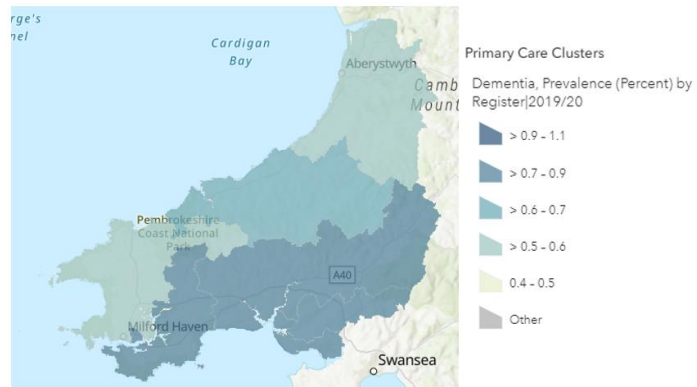
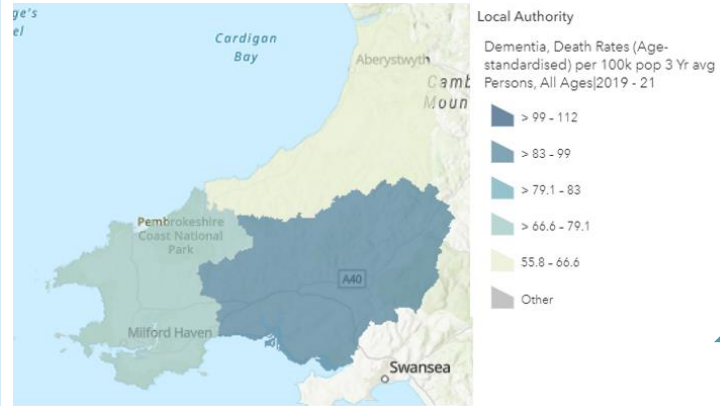


# DIABETES





# DEMENTIA & MENTAL HEALTH








# Cluster Profile for North Pembrokeshire

*Prepared by: Dawn Esther-Davies, Hywel Dda Public Health Team*

# INTRODUCTION:

- This document provides an overview of data compiled from a number of sources, including, the Office for National Statistics (Census Data), Primary Care Data Portal and the Welsh Index of Multiple Deprivation.
- This information is intended to provide an overview of some of the key issues, at the smallest geographical level available, that have the biggest impact on health for the cluster.
- These data will be reviewed on a regular basis to ensure updates are included.
- These data should be used in conjunction with the Regional Partnership Boards Population Needs Assessment (see attached summary document) as this provides information on key issues and gaps for key priority groups in Hywel Dda



# PRIORITIES TO IMPROVE POPULATION HEALTH

## 1. PRIORITISE LONG-TERM CONDITIONS THAT HAVE A SIGNIFICANT IMPACT ON POPULATION HEALTH:

- Coronary Heart Disease
- Heart Failure
- Stroke
- Diabetes
- COPD
- Asthma
- Dementia
- Mental Health

## 2. ADDRESS BEHAVIOURAL RISK FACTORS:

- Smoking
- Unhealthy Diet
- Physical Inactivity
- Alcohol & Drug Misuse

## 3. PROMOTE ONGOING CASE FINDING & MONITORING OF CLINICAL RISK FACTORS:

- Hypertension
- Obesity in Children
- Obesity in Adults
- Raised fasting glucose & cholesterol

## 4. CONTINUE TO PROMOTE UPTAKE OF SCREENING PROGRAMMES TO IDENTIFY CANCER AT AN EARLY STAGE:

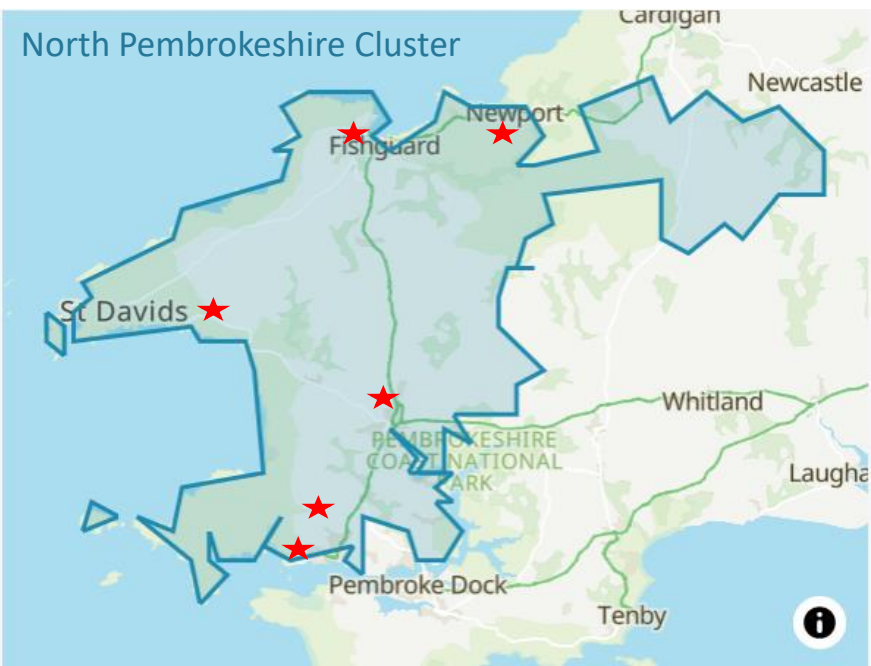
All Screening Programmes (AAA, Bowel, Breast, Cervical) targeting high risk groups to address health inequalities and vulnerable populations.

## 5. CONTINUE TO PROMOTE INFECTIOUS DISEASE PREVENTION:

- Influenza vaccination uptake
- Childhood Vaccination uptake
- COVID-19
- Other communicable diseases (e.g. TB, Hep C)

## 6. SOCIO-ECONOMIC & DEMOGRAPHIC RISK FACTORS ARE PART OF THE WIDER DETERMINANTS OF HEALTH AND SHOULD BE CONSIDERED WHEN TARGETING SERVICES/ INTERVENTIONS:

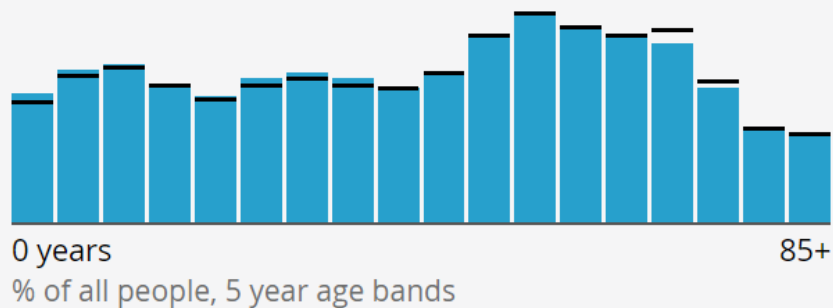
- Consider income Deprivation and the impact of:
  - Cost of Living
  - Food insecurity
- Communities with higher levels of deprivation tend to have a higher proportion of children
- Housing quality & instability, neighbourhood and the built environment will have an impact on physical and mental wellbeing
- Consider the impact of an **Ageing Population** (especially those that are frail, at a high risk of falls and People with Dementia)
- Focus on population groups that are at risk of poor health outcomes including people with Learning Disabilities, Autism and Mental Ill Health.
- Consider Multiple Deprivation and especially those communities in the most deprived 20% of WIMD



<b>Population</b> <b>66,400</b> <small>123,400 people in Pembrokeshire Rounded to the nearest 100 people</small>	<b>Number of Households</b> <b>29,700</b> <small>55,500 households in Pembrokeshire Rounded to the nearest 100 households</small>	<b>Households <u>not</u> in Deprivation</b> <b>46.4%</b> (46.0%)	<b>People in poor or very poor general health</b> <b>6.5%</b> (6.8%)
<b>Employed</b> <b>52.5%</b> (51.5%)	<b>Unemployed</b> <b>2.7%</b> (2.7%)	<b>Economically Inactive</b> <b>44.8%</b> (45.8%)	<b>People providing unpaid care</b> <b>10.7%</b> (10.9%)

## Age profile


■ North Pembrokeshire — (Pembrokeshire)



**Males- 48.8%** (48.7%)  
**Females – 51.2%** (51.3%)



**21.7%** (22.0%)  
**Disabled under the Equality Act**



**25.3%** (26.3%) **aged 65+**  
**3.2%** (3.3%) **aged 85+**  
**26.2%** (25.5%) **<24 Yrs.**



**BAME 2.1%** (2.0%)  
**White 97.5%** (97.6%)  
**Other Ethnic Group 0.3%** (0.3%)  
**Born outside the UK 5.0%** (4.8%)



% of people aged three years and over that can speak Welsh  
**Cluster 19.1%**  
**Pembrokeshire 17.2%**

## PATIENTS LIVING IN THE MOST DEPRIVED 20% OF WIMD\*\* BY GP PRACTICE:

**Barlow House Surgery 36.1%**  
**The Robert Street Surgery 31.7%**  
**St Thomas Street Surgery 6.3%**  
**Newport Surgery 1.0%**  
**Fishguard Health Centre 0.0%**  
**Solva Surgery 0.0%**

## COMMUNITIES IN THE MOST DEPRIVED 20% of WIMD

**Haverfordwest: Garth 2**  
**Milford East**  
**Milford West**  
**Milford: Hubberston 2**

Source:  
Office for National Statistics, 2021 Census  
Welsh Index of Multiple Deprivation (WIMD), 2019



PREVALENCE OF CHRONIC CONDITIONS <small>(PRIMARY CARE DATA 2021/22, ARROW INDICATES LONG TERM TREND)</small>	CHD (SECONDARY PREVENTION) <b>3.57%</b> ↓	CANCER <b>3.71%</b> ↑	RISK FACTORS <small>(National Survey for Wales 2021/22, Adult population 16+ County level data only - arrow indicates comparison to 2018-19 &amp; 2019-20)</small>	ACTIVE FOR <30 MINUTES/WEEK <b>29%</b> ↓	IMMUNISATION UPTAKE
ASTHMA <b>6.71%</b> ↑	HYPERTENSION <b>16.31%</b> ↑	DIABETES (17+ Population) <b>8.34%</b> ↑	CURRENT SMOKER <b>10.7%</b> ↓	ALCOHOL CONSUMPTION ABOVE GUIDELINES <b>19.7%</b> →	UP TO DATE WITH CHILDHOOD VACCINES BY AGE FOUR <b>85.74%</b>
COPD <b>2.60%</b> ↓	MENTAL HEALTH <b>1.04</b> ↑	STROKE <b>2.31%</b> ↑	CHILDHOOD OBESITY * <b>13.0%</b> ↑	E-CIGARETTE USER <b>4.0%</b> ↓	INFLUENZA 65+ <b>76.32%</b>
ATRIAL FIBRILLATION <b>2.99%</b> ↑	HEART FAILURE <b>1.00%</b> ↑	DEMENTIA <b>0.65%</b> ↑	OVERWEIGHT OR OBESE (BMI >25) <b>58.0%</b> ↓	FEWER THAN 2 HEALTHY BEHAVIOURS <b>7.0%</b> ↓	INFLUENZA (At risk 6 mths to 64 yrs) <b>47.70%</b>
SCREENING UPTAKE	BOWEL <b>67.7%</b> ↑	CERVICAL <b>69.8%</b> ↓	BREAST <b>75.5%</b> →	AAA <b>70.4%</b> →	INFLUENZA 2-3 YEAR OLDS <b>45.09%</b>

# Socio-Demographic/Economic Profiles for Communities in the most deprived 20% of WIMD

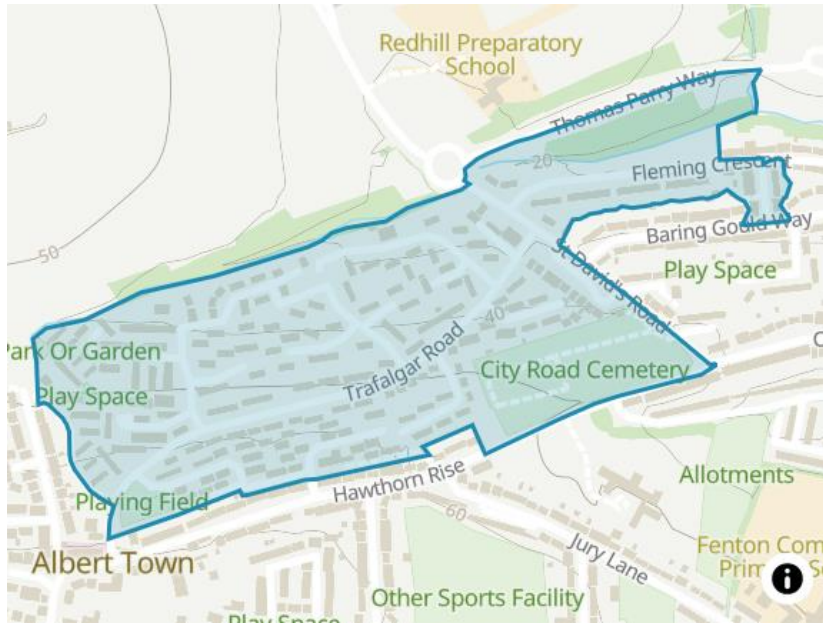
Haverfordwest: Garth 2

Milford Haven: East

Milford Haven: West

Milford Haven: Hubberston

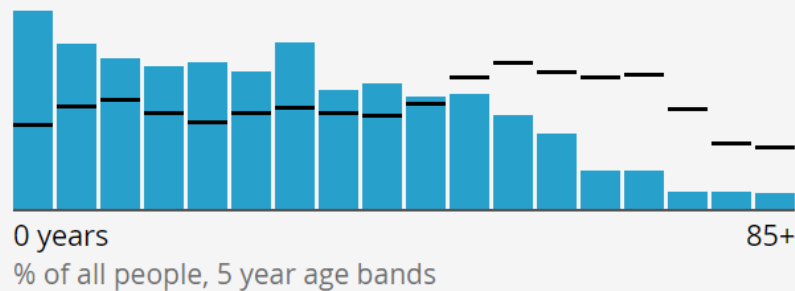




<b>Population</b> <b>2,300</b> <small>123,400 people in Pembrokeshire Rounded to the nearest 100 people</small>	<b>Number of Households</b> <b>1,000</b> <small>55,500 households in Pembrokeshire Rounded to the nearest 100 people</small>	<b>Households <u>not</u> in Deprivation</b> <b>39.4%</b> (45.9%)	<b>People in poor or very poor general health</b> <b>6.4%</b> (6.8%)
<b>Employed</b> <b>51.2%</b> (51.5%)	<b>Unemployed</b> <b>6.6%</b> (2.7%)	<b>Economically Inactive</b> <b>42.3%</b> (45.8%)	<b>People providing unpaid care</b> <b>8.6%</b> (10.9%)

## Age profile

Haverfordwest: Garth 2 — (Pembrokeshire)



**Females- 53.3%** (51.3%)  
**Males – 46.7%** (48.7%)

**27.6%** (22.0%)  
**Disabled under the Equality Act**

**6.6%** (26.3%) **aged 65+**  
**0.8%** (3.3%) **aged 85+**  
**42.8%** (25.5) **<24 Yrs.**

**BAME 4.3%** (2.0%)  
**White 94.6%** (97.6%)  
**Other Ethnic Group 1.2%** (0.3%)  
**Born outside the UK 7.4%** (4.8%)

% of people aged three years and over that can speak Welsh  
**MSOA 10.5%**  
**Pembrokeshire 17.2%**

**76.0%** (31.2%)  
**households in private and social rented sector**

**Children in relative low income families (2021)**  
**32.8%** (n= 247)

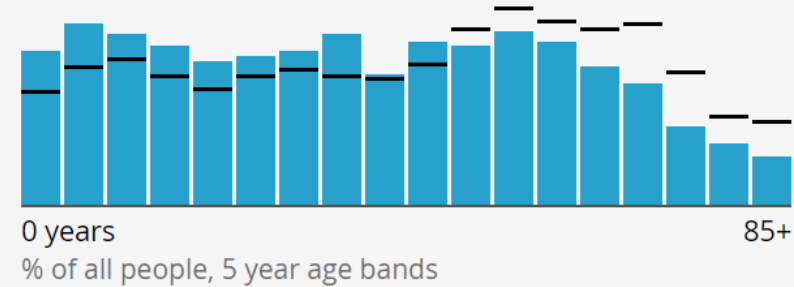
% of people aged 16+ with no qualifications  
**23.7%** (18.8%)



<b>Population</b> <b>2,300</b> <small>123,400 people in Pembrokeshire Rounded to the nearest 100 people</small>	<b>Number of Households</b> <b>1,000</b> <small>55,500 households in Pembrokeshire Rounded to the nearest 100 people</small>	<b>Households <u>not</u> in Deprivation</b> <b>39.4%</b> (45.9%)	<b>People in poor or very poor general health</b> <b>8.2%</b> (6.8%)
<b>Employed</b> <b>51.6%</b> (51.5%)	<b>Unemployed</b> <b>4.1%</b> (2.7%)	<b>Economically Inactive</b> <b>44.3%</b> (45.8%)	<b>People providing unpaid care</b> <b>9.9%</b> (10.9%)

## Age profile

Milford East — (Pembrokeshire)



**Females- 51.6%** (51.3%)  
**Males – 48.4%** (48.7%)

**23.4%** (22.0%)  
**Disabled under the Equality Act**

**17.7%** (26.3%) **aged 65+**  
**1.9%** (3.3%) **aged 85+**  
**39.9%** (25.5) **<24 Yrs.**

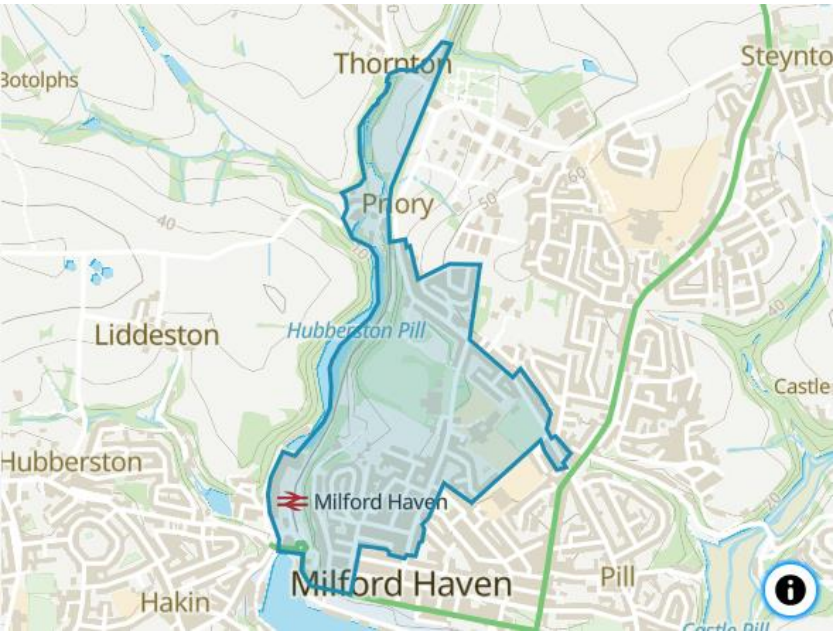
% of people aged three years and over that can speak Welsh  
**MSOA 10.5%**  
**Pembrokeshire 17.2%**

**BAME 1.5%** (2.0%)  
**White 98.2%** (97.6%)  
**Oth Ethnic Grp 0.3%** (0.3%)  
**Born outside the UK 5.7%** (4.8%)

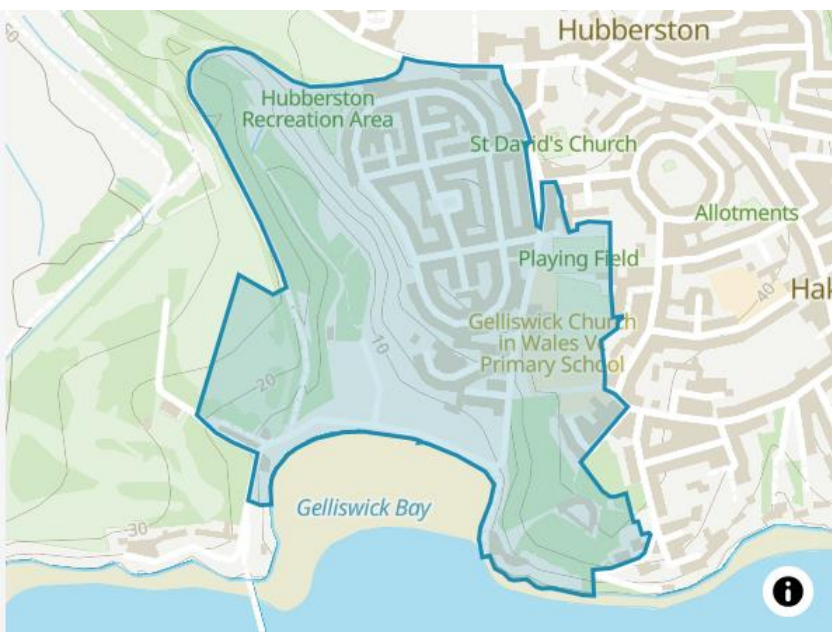
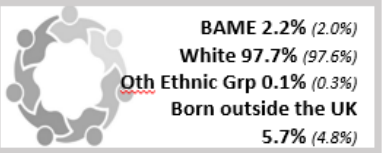
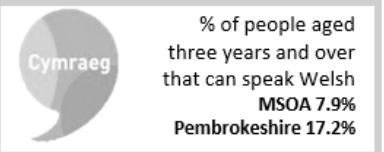


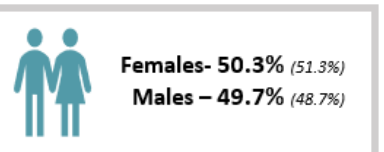
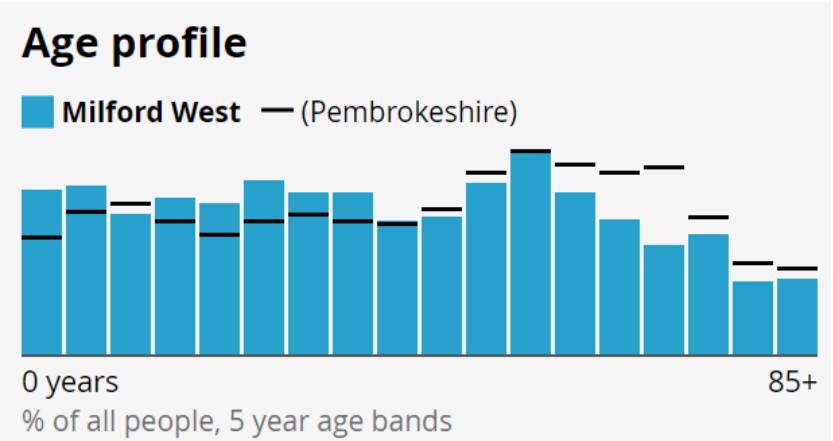
**47.8%** (31.2%)  
**households in Private and social rented sector**

**Children in relative low income families (2021)**  
**32.5%** (n= 164)

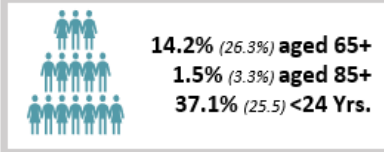
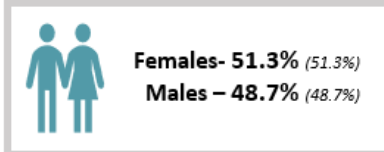
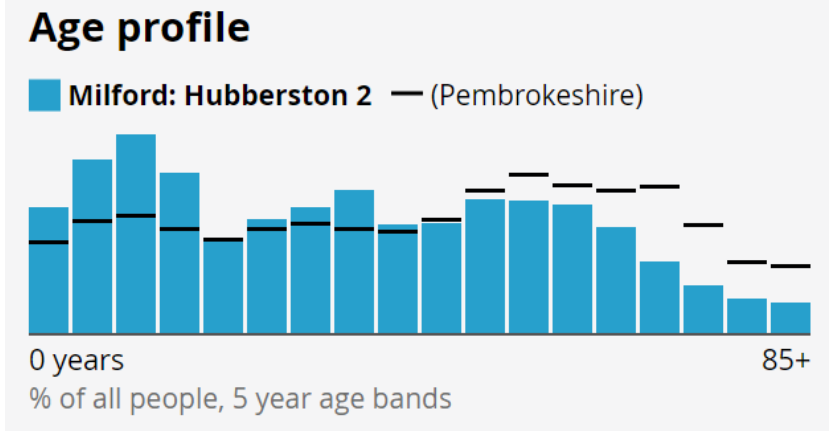
% of people aged 16+ with no qualifications  
**20.7%** (18.8%)



<b>Population</b> <b>2,200</b> <small>123,400 people in Pembrokeshire Rounded to the nearest 100 people</small>	<b>Number of Households</b> <b>1,000</b> <small>55,500 households in Pembrokeshire Rounded to the nearest 100 people</small>	<b>Households <u>not</u> in Deprivation</b> <b>37.5%</b> (45.9%)	<b>People in poor or very poor general health</b> <b>9.2%</b> (6.8%)
<b>Employed</b> <b>51.2%</b> (51.5%)	<b>Unemployed</b> <b>4.1%</b> (2.7%)	<b>Economically Inactive</b> <b>44.8%</b> (45.8%)	<b>People providing unpaid care</b> <b>10.9%</b> (10.9%)



<b>Population</b> <b>2,200</b> <small>123,400 people in Pembrokeshire Rounded to the nearest 100 people</small>	<b>Number of Households</b> <b>520</b> <small>55,500 households in Pembrokeshire Rounded to the nearest 100 people</small>	<b>Households <u>not</u> in Deprivation</b> <b>34.7%</b> (45.9%)	<b>People in poor or very poor general health</b> <b>8.1%</b> (6.8%)
<b>Employed</b> <b>47.9%</b> (51.5%)	<b>Unemployed</b> <b>5.9%</b> (2.7%)	<b>Economically Inactive</b> <b>46.2%</b> (45.8%)	<b>People providing unpaid care</b> <b>10.9%</b> (10.9%)



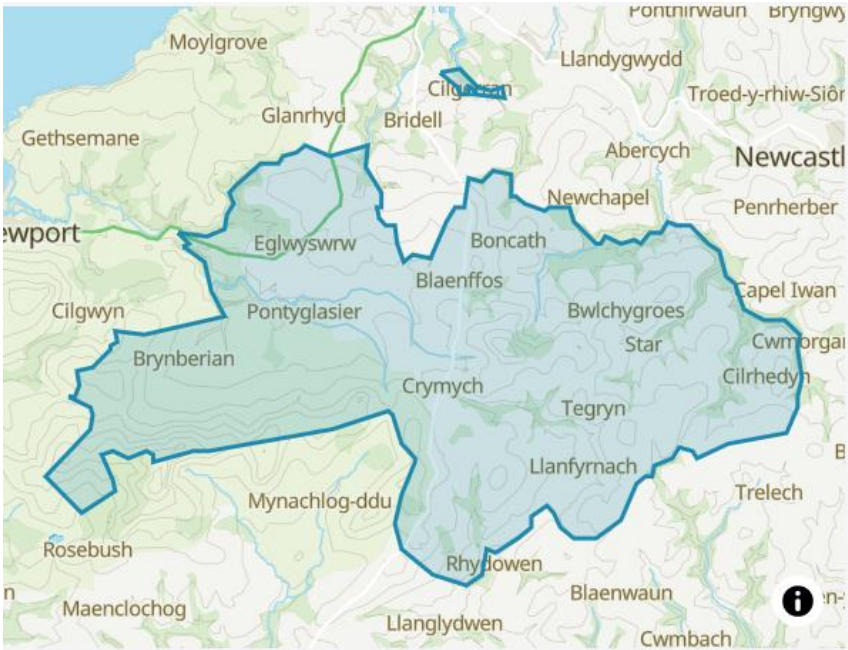
# Socio-Demographic/Economic Profiles by Middle Super Output Area (MSOA):

- Crymych Area
- Fishguard
- Haverfordwest: North
- Haverfordwest: South
- Johnston, Broad Haven, St Ishmaels
- Maenclochog, Wiston & Rudbaxton
- Milford Haven: East (Central, East, North)
- Milford Haven West (Hakin, Hubberston, West)

Red text indicates highest rate for Cluster

Amber text indicates higher rates



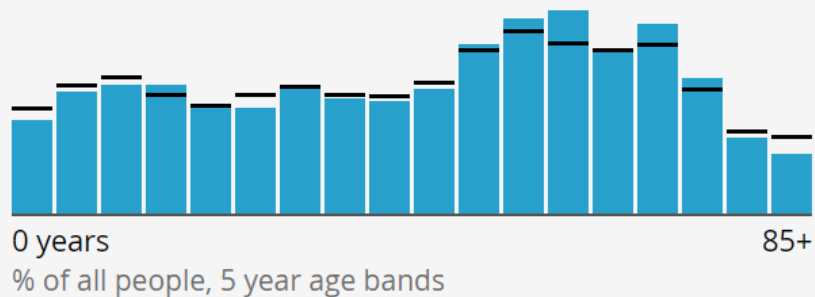


**Population**  
**4,600**  
*123,400 people in Pembrokeshire  
Rounded to the nearest 100 people*

**Number of Households**  
**2,000**  
*55,500 households in Pembrokeshire  
Rounded to the nearest 100 households*

## Age profile

**Crymych Area** — (Pembrokeshire)



**Males- 50.0% (48.7%)**  
**Females – 50.0% (51.3%)**



**20.6% (22.0%)**  
**Disabled under  
the Equality Act**



**26.5% (26.3%) aged 65+**  
**2.5% (3.3%) aged 85+**  
**24.7% (25.5%) <24 Yrs.**



**BAME 1.2% (2.0%)**  
**White 98.7% (97.6%)**  
**Other Ethnic Group 0.2% (0.3%)**  
**Born outside the UK 3.2% (4.8%)**



% of people aged three years  
and over that can speak Welsh  
**MSOA 53.9%**  
**Pembrokeshire 17.2%**

**Working aged people in  
EMPLOYMENT DERIVATION**  
**7.0%**

**People in INCOME  
DEPRIVATION**  
**11.0%**

**Adults aged 25-64 with NO  
QUALIFICATIONS**  
**18.0% (18.8%)**

**EMPLOYED**  
**56.0% (51.5%)**

**People in OVERCROWDED  
HOUSEHOLDS**  
**4.92%**

**HOUSEHOLD TENURE:  
RENTED (All)**  
**23.3% (32.7%)**

**People with a LIMITING  
LONG-TERM ILLNESS**  
**19.0%**

**PREMATURE DEATH RATE  
(per 100K)**  
**296.3**

**SOURCE:** Welsh Index of Multiple  
Deprivation (2019)  
ONS, 2021 Census  
ONS, Children in Low Income Families,  
2022  
Carmarthenshire Ave in (%) where  
available

**Percent of children (under 16 years) living in relative low-income  
families (ONS 2015- 2021)**

**CRYMYCH**  
**27.2%** (110 Children)

**FYI: Data in green are for the whole Middle Super Output Area  
(MSOA) which covers Crymych, Clydau and St Dogmaels – part of  
the S. Ceredigion Cluster).**

**RED text indicates highest rate for Cluster**

**UNEMPLOYED**  
**1.7% (2.7%)**

**Likelihood of POOR-  
QUALITY HOUSING**  
**34.7%**

**People in bad or very bad  
GENERAL HEALTH**  
**5.4% (6.8%)**

**GP recorded MENTAL  
HEALTH CONDITION**  
**17.1%**

**Provision of  
UNPAID CARE**  
**10.6% (10.9%)**

**ECONOMICALLY INACTIVE**  
**42.3% (45.8%)**

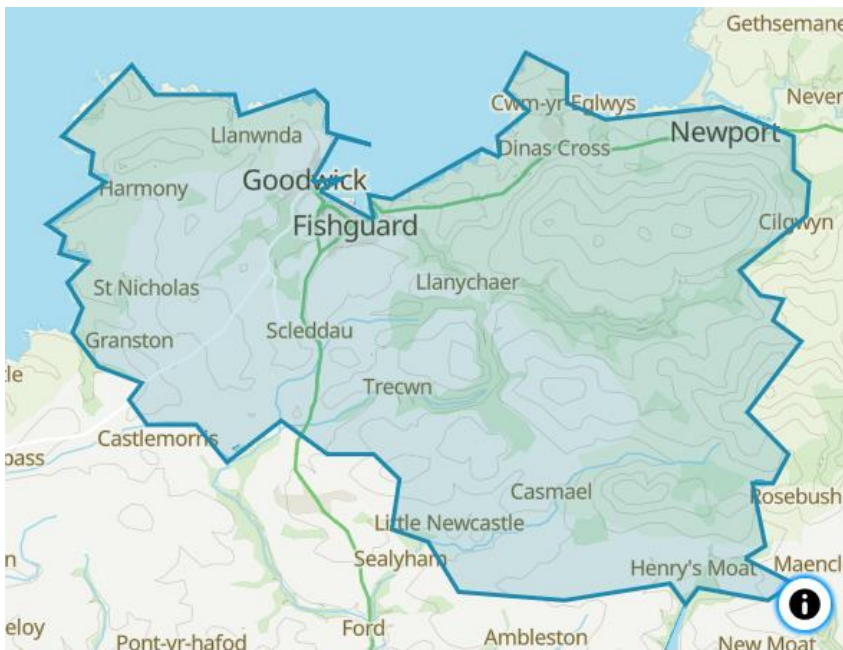
**Households NOT DEPRIVED  
any dimension\***  
**47.5%** (46.0%)

**GP recorded CHRONIC  
CONDITION**  
**12.4%**

**CANCER INCIDENCE rate  
per 100K**  
**553.1**

**Children aged 4-5 who are  
OBESE.**  
**10.8%**

★ The dimensions of deprivation used to classify households include **EDUCATION** (no one has level 2 qualifications); **EMPLOYMENT** (if any household member is unemployed/ economically inactive due to long-term sickness or disability); **HEALTH** (any person in the household has general health that is bad or very bad or is identified as disabled); **HOUSING** (household accommodation is either overcrowded, in a shared dwelling, or has no central heating).



**Population**  
**9,600**

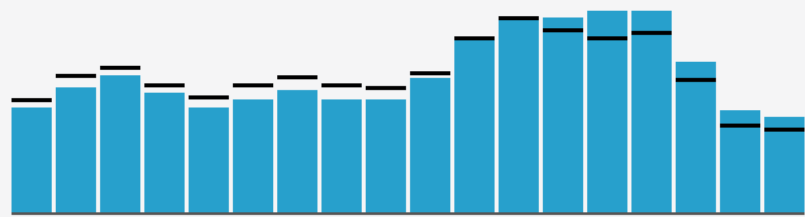
123,400 people in Pembrokeshire  
Rounded to the nearest 100 people

**Number of Households**  
**4,400**

55,500 households in Pembrokeshire  
Rounded to the nearest 100 households

## Age profile

**Fishguard** — (Pembrokeshire)



0 years


% of all people, 5 year age bands



**Males- 48.5% (48.7%)**  
**Females – 51.5% (51.3%)**



**21.4% (22.0%)**  
**Disabled under**  
**the Equality Act**



**30.1% (27.0%) aged 65+**  
**3.8% (3.3%) aged 85+**  
**23.7% (25.2%) <24 Yrs.**



**BAME 1.6% (2.0%)**  
**White 98.1% (97.6%)**  
**Other Ethnic Group**  
**0.3% (0.3%)**  
**Born outside the UK**  
**5.2% (4.8%)**



% of people aged three years  
and over that can speak Welsh

**MSOA 33.4%**  
**Pembrokeshire 17.2%**

Percent of children (under 16 years) living in relative low-income families (ONS 2015- 2021)

Working aged people in  
**EMPLOYMENT DERIVATION**  
**9.0%**

**FISHGUARD (NW)**  
**35.2%** (82 Children)



**DINAS CROSS**  
**28.1%** (64 Children)



People in **INCOME**  
**DEPRIVATION**  
**14.0%**

**FISHGUARD (NE)**  
**35.6%** (103 Children)



**GOODWICK**  
**39.3%** (150 Children)



Adults aged 25-64 with **NO**  
**QUALIFICATIONS**  
**18.8%** (18.8%)

**NEWPORT**  
**31.6%** (62 Children)



**SCLEDDAU**  
**34.5%** (96 Children)



**EMPLOYED**  
**48.5%** (51.5%)

**UNEMPLOYED**  
**2.6%** (2.7%)

**ECONOMICALLY INACTIVE**  
**48.8%** (45.8%)

People in **OVERCROWDED**  
**HOUSEHOLDS**  
**4.27%**

Likelihood of **POOR-**  
**QUALITY HOUSING**  
**24.6%**

Households **NOT DEPRIVED**  
any dimension\*  
**46.9%** (46.0%)

**HOUSEHOLD TENURE:**  
**RENTED (All)**  
**30.4%** (32.7%)

People in bad or very bad  
**GENERAL HEALTH**  
**6.3%** (6.8%)

GP recorded **CHRONIC**  
**CONDITION**  
**12.0%**

People with a **LIMITING**  
**LONG-TERM ILLNESS**  
**19.9%**

GP recorded **MENTAL**  
**HEALTH CONDITION**  
**18.5%**

**CANCER INCIDENCE** rate  
per 100K  
**591.2**

**PREMATURE DEATH RATE**  
(per 100K)  
**297.4**

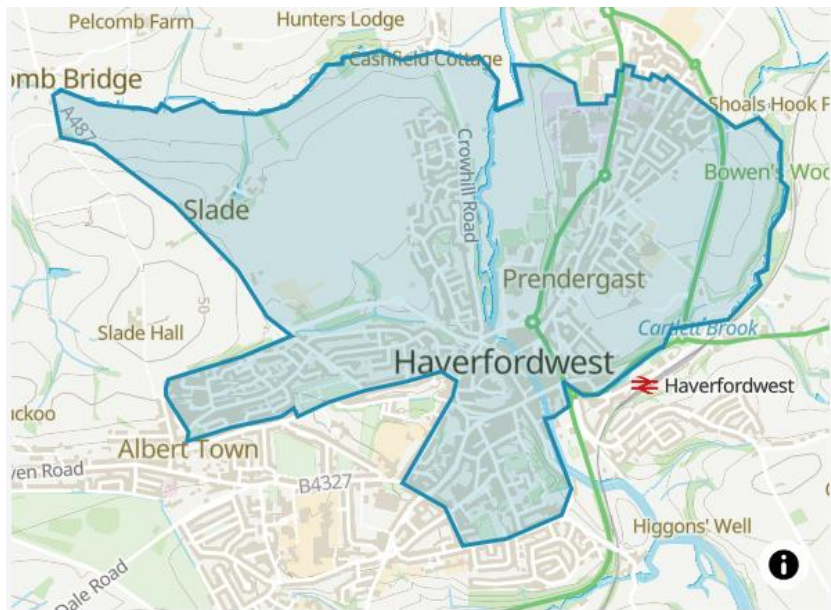
Provision of  
**UNPAID CARE**  
**11.3%** (10.9%)

Children aged 4-5 who are  
**OBESE.**  
**11.8%**

**SOURCE:** Welsh Index of Multiple  
Deprivation (2019)  
ONS, 2021 Census  
ONS, Children in Low Income Families,  
2022  
Carmarthenshire Ave in (%) where  
available

★ The dimensions of deprivation used to classify households include **EDUCATION** (no one has level 2 qualifications); **EMPLOYMENT** (if any household member is unemployed/ economically inactive due to long-term sickness or disability); **HEALTH** (any person in the household has general health that is bad or very bad or is identified as disabled); **HOUSING** (household accommodation is either overcrowded, in a shared dwelling, or has no central heating).





**Population**  
**6,700**

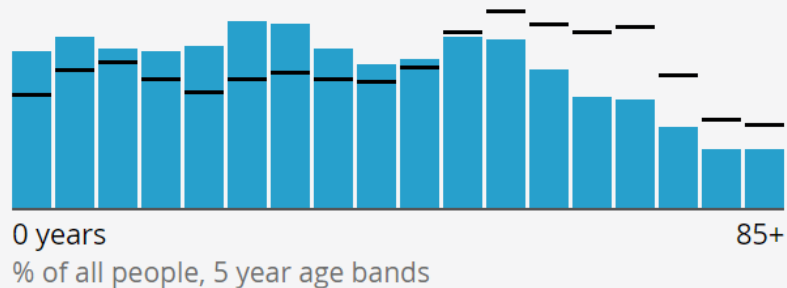
123,400 people in Pembrokeshire  
Rounded to the nearest 100 people

**Number of Households**  
**3,200**

55,500 households in Pembrokeshire  
Rounded to the nearest 100 households

## Age profile


■ Haverfordwest North — (Pembrokeshire)



**Females- 51.1% (51.3%)**  
**Males – 48.9% (48.7%)**



**22.6% (22.0%)**  
**Disabled under**  
**the Equality Act**



**16.5% (26.3%) aged 65+**  
**2.3% (3.3%) aged 85+**  
**31.9% (25.5%) <24 Yrs.**



**BAME 6.2% (2.0%)**  
**White 93.0% (97.6%)**  
**Other Ethnic Group**  
**0.6% (0.3%)**  
**Born outside the UK**  
**9.2% (4.8%)**



% of people aged three years  
and over that can speak Welsh  
**MSOA 11.7%**  
**Pembrokeshire**  
**17.2%**

**Working aged people in**  
**EMPLOYMENT DERIVATION**  
**13.0%**

**People in INCOME**  
**DEPRIVATION**  
**21.0%**

**Adults aged 25-64 with NO**  
**QUALIFICATIONS**  
**20.2% (18.8%)**

**EMPLOYED**  
**54.6% (51.5%)**

**People in OVERCROWDED**  
**HOUSEHOLDS**  
**5.64%**

**HOUSEHOLD TENURE:**  
**RENTED (All)**  
**53.3% (32.7%)**

**People with a LIMITING**  
**LONG-TERM ILLNESS**  
**22.2%**

**PREMATURE DEATH RATE**  
**(per 100K)**  
**534.1**

**SOURCE:** Welsh Index of Multiple  
Deprivation (2019)  
ONS, 2021 Census  
ONS, Children in Low Income Families,  
2022  
Carmarthenshire Ave in (%) where  
available

**Percent of children (under 16 years) living in relative low-income**  
**families (ONS 2015- 2021)**

**HAVERFORDWEST: CASTLE**  
**32.4% (152 Children)**

**HAVERFORDWEST: GARTH**  
**32.8% (247 Children)**

**HAVERFORDWEST:**  
**PRENDERGAST**  
**18.1% (85 Children)**

**UNEMPLOYED**  
**4.1% (2.7%)**

**Likelihood of POOR-**  
**QUALITY HOUSING**  
**15.7%**

**People in bad or very bad**  
**GENERAL HEALTH**  
**6.7% (6.8%)**

**GP recorded MENTAL**  
**HEALTH CONDITION**  
**27.5%**

**Provision of**  
**UNPAID CARE**  
**9.1% (10.9%)**

**ECONOMICALLY INACTIVE**  
**41.3% (45.8%)**

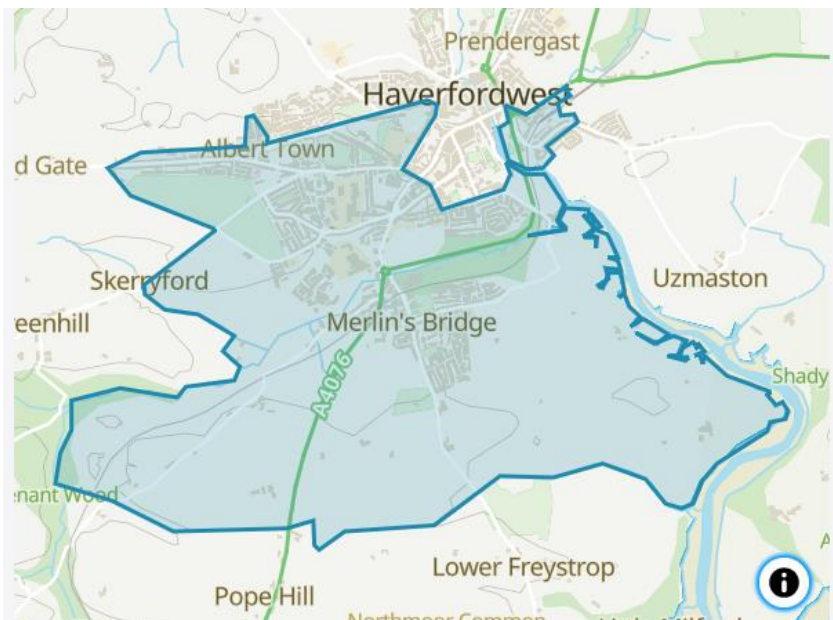
**Households NOT DEPRIVED**  
**any dimension\***  
**41.5% (46.0%)**

**GP recorded CHRONIC**  
**CONDITION**  
**15.3%**

**CANCER INCIDENCE rate**  
**per 100K**  
**624.3**

**Children aged 4-5 who are**  
**OBESE.**  
**12.8%**

★ The dimensions of deprivation used to classify households include **EDUCATION** (no one has level 2 qualifications); **EMPLOYMENT** (if any household member is unemployed/ economically inactive due to long-term sickness or disability); **HEALTH** (any person in the household has general health that is bad or very bad or is identified as disabled); **HOUSING** (household accommodation is either overcrowded, in a shared dwelling, or has no central heating).



**Population**  
**7,200**

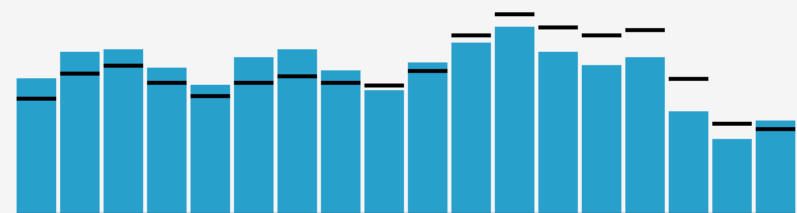
123,400 people in Pembrokeshire  
Rounded to the nearest 100 people

**Number of Households**  
**3,200**

55,500 households in Pembrokeshire  
Rounded to the nearest 100 households

## Age profile

■ Haverfordwest South — (Pembrokeshire)



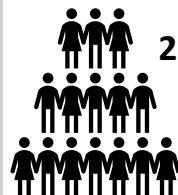
0 years  
% of all people, 5 year age bands



**Females- 53.2%** (51.3%)  
**Males – 46.8%** (48.7%)



**21.5%** (22.0%)  
**Disabled under**  
**the Equality Act**



**22.4%** (26.3%) **aged 65+**  
**3.6%** (3.3%) **aged 85+**  
**28.7%** (25.5%) **<24 Yrs.**



**BAME 3.0%** (2.0%)  
**White 96.4%** (97.6%)  
**Other Ethnic Group**  
**0.6%** (0.3%)  
**Born outside the UK**  
**5.7%** (4.8%)



% of people aged three years  
and over that can speak Welsh

**MSOA 12.6%**  
**Pembrokeshire**  
**17.2%**

Working aged people in  
**EMPLOYMENT DERIVATION**  
**9.0%**

People in **INCOME**  
**DEPRIVATION**  
**16.0%**

Adults aged 25-64 with **NO**  
**QUALIFICATIONS**  
**18.5%** (18.8%)

**EMPLOYED**  
**53.7%** (51.5%)

People in **OVERCROWDED**  
**HOUSEHOLDS**  
**4.02%**

**HOUSEHOLD TENURE:**  
**RENTED (All)**  
**35.2%** (32.7%)

People with a **LIMITING**  
**LONG-TERM ILLNESS**  
**20.5%**

**PREMATURE DEATH RATE**  
(per 100K)  
**374.9**

**SOURCE:** Welsh Index of Multiple  
Deprivation (2019)  
ONS, 2021 Census  
ONS, Children in Low Income Families,  
2022  
Carmarthenshire Ave in (%) where  
available

Percent of children (under 16 years) living in relative low-income  
families (ONS 2015- 2021)

**HAVERFORDWEST:**  
**PORTFIELD**  
**32.2%** (150 Children) ↑

**MERLIN'S BRIDGE**  
**30.6%** (124 Children) ↑

**UNEMPLOYED**  
**2.9%** (2.7%)

Likelihood of **POOR-**  
**QUALITY HOUSING**  
**14.0%**

People in bad or very bad  
**GENERAL HEALTH**  
**6.7%** (6.8%)

GP recorded **MENTAL**  
**HEALTH CONDITION**  
**27.2%**

Provision of  
**UNPAID CARE**  
**10.5%** (10.9%)

★ The dimensions of deprivation used to classify households include **EDUCATION** (no one has level 2 qualifications); **EMPLOYMENT** (if any household member is unemployed/ economically inactive due to long-term sickness or disability); **HEALTH** (any person in the household has general health that is bad or very bad or is identified as disabled); **HOUSING** (household accommodation is either overcrowded, in a shared dwelling, or has no central heating).

**HAVERFORDWEST: PRIORY**  
**27.4%** (134 Children) ↑

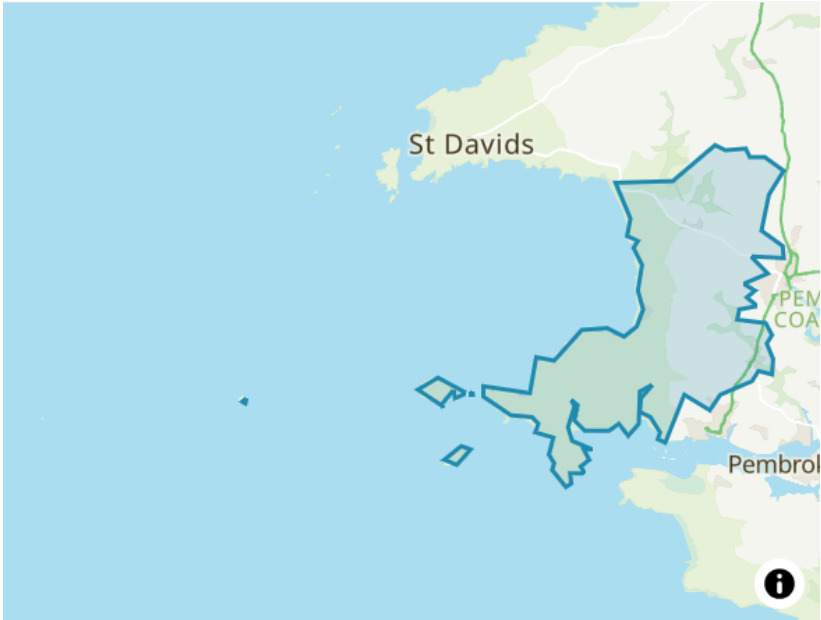
**ECONOMICALLY INACTIVE**  
**43.4%** (45.8%)

Households **NOT DEPRIVED**  
any dimension\*  
**46.3%** (46.0%)

GP recorded **CHRONIC**  
**CONDITION**  
**14.4%**

**CANCER INCIDENCE** rate  
per 100K  
**658.2**

Children aged 4-5 who are  
**OBESE.**  
**11.6%**



**Population**  
**8,300**

123,400 people in Pembrokeshire  
Rounded to the nearest 100 people

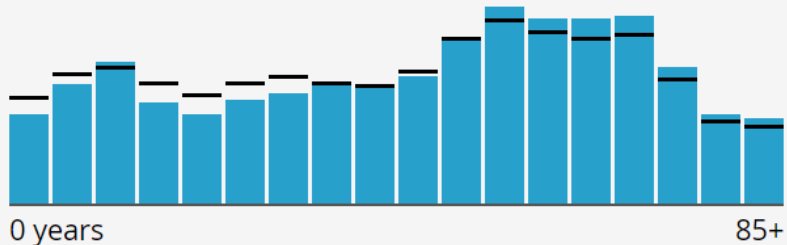
**Number of Households**  
**3,500**

55,500 households in Pembrokeshire  
Rounded to the nearest 100 households

## Age profile

■ Johnston, Broad Haven & St Ishmaels

— (Pembrokeshire)




% of all people, 5 year age bands



**Females- 51.5% (51.3%)**  
**Males – 48.5% (48.7%)**



**20.8% (22.0%)**  
**Disabled under**  
**the Equality Act**



**29.1% (26.3%) aged 65+**  
**3.6% (3.3%) aged 85+**  
**23.0% (25.5%) <24 Yrs.**



**BAME 1.5% (2.0%)**  
**White 98.4% (97.6%)**  
**Other Ethnic Group**  
**0.2% (0.3%)**  
**Born outside the UK**  
**3.2% (4.8%)**



% of people aged three years  
and over that can speak Welsh  
**MSOA 12.4%**  
**Pembrokeshire**  
**17.2%**

**Working aged people in**  
**EMPLOYMENT DERIVATION**  
**6.0%**

**People in INCOME**  
**DEPRIVATION**  
**10.0%**

**Adults aged 25-64 with NO**  
**QUALIFICATIONS**  
**16.8% (18.8%)**

**EMPLOYED**  
**52.7% (51.5%)**

**People in OVERCROWDED**  
**HOUSEHOLDS**  
**3.26%**

**HOUSEHOLD TENURE:**  
**RENTED (All)**  
**14.5% (32.7%)**

**People with a LIMITING**  
**LONG-TERM ILLNESS**  
**18.3%**

**PREMATURE DEATH RATE**  
**(per 100K)**  
**302.6**

**SOURCE:** Welsh Index of Multiple  
Deprivation (2019)  
ONS, 2021 Census  
ONS, Children in Low Income Families,  
2022  
Carmarthenshire Ave in (%) where  
available

**Percent of children (under 16 years) living in relative low-income**  
**families (ONS 2015- 2021)**

**CAMROSE**  
**18.3%** (78 Children)

**JOHNSTON**  
**18.3%** (140 Children)

**ST ISHMAEL'S**  
**23.6%** (56 Children)

**THE HAVENS**  
**20.4%** (41 Children)

**UNEMPLOYED**  
**1.8%** (2.7%)

**ECONOMICALLY INACTIVE**  
**45.5%** (45.8%)

**Likelihood of POOR-**  
**QUALITY HOUSING**  
**17.6%**

**Households NOT DEPRIVED**  
**any dimension\***  
**51.4%** (46.0%)

**People in bad or very bad**  
**GENERAL HEALTH**  
**6.1%** (6.8%)

**GP recorded CHRONIC**  
**CONDITION**  
**12.4%**

**GP recorded MENTAL**  
**HEALTH CONDITION**  
**21.1%**

**CANCER INCIDENCE rate**  
**per 100K**  
**575.3**

**Provision of**  
**UNPAID CARE**  
**11.1%** (10.9%)

**Children aged 4-5 who are**  
**OBESE.**  
**9.4%**

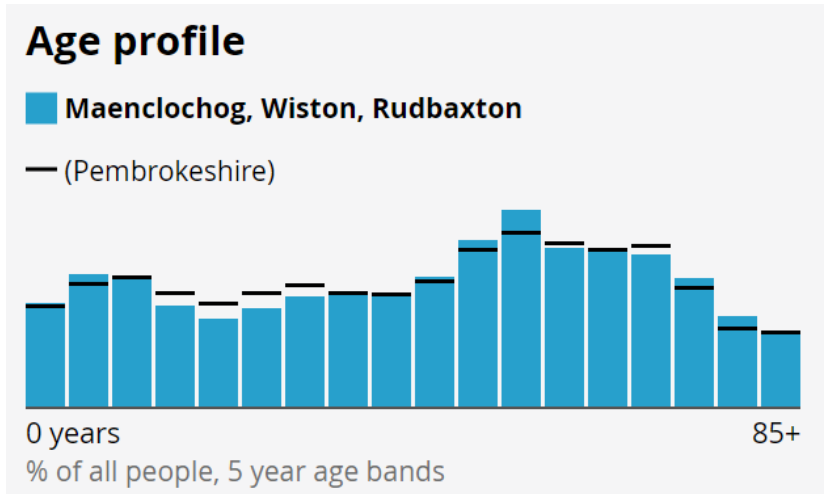
★ The dimensions of deprivation used to classify households include **EDUCATION** (no one has level 2 qualifications); **EMPLOYMENT** (if any household member is unemployed/economically inactive due to long-term sickness or disability); **HEALTH** (any person in the household has general health that is bad or very bad or is identified as disabled); **HOUSING** (household accommodation is either overcrowded, in a shared dwelling, or has no central heating).





**Population**  
**7,200**  
123,400 people in Pembrokeshire  
Rounded to the nearest 100 people

**Number of Households**  
**3,000**  
55,500 households in Pembrokeshire  
Rounded to the nearest 100 households



**Females- 51.3% (51.3%)**  
**Males – 48.7% (48.7%)**

**19.1% (22.0%)**  
**Disabled under the Equality Act**

**26.9% (26.3%) aged 65+**  
**3.3% (3.3%) aged 85+**  
**24.6% (25.5%) <24 Yrs.**

**BAME 2.1% (2.0%)**  
**White 97.7% (97.6%)**  
**Other Ethnic Group 0.3% (0.3%)**  
**Born outside the UK 4.6% (4.8%)**

% of people aged three years and over that can speak Welsh  
**MSOA 29.5%**  
**Pembrokeshire 17.2%**

**Working aged people in EMPLOYMENT DERIVATION**  
**5.0%**

**People in INCOME DEPRIVATION**  
**8.0%**

**Adults aged 25-64 with NO QUALIFICATIONS**  
**15.0% (18.8%)**

**EMPLOYED**  
**55.8% (51.5%)**

**People in OVERCROWDED HOUSEHOLDS**  
**2.92%**

**HOUSEHOLD TENURE: RENTED (All)**  
**20.8% (32.7%)**

**People with a LIMITING LONG-TERM ILLNESS**  
**17.5%**

**PREMATURE DEATH RATE (per 100K)**  
**263.9**

**SOURCE:** Welsh Index of Multiple Deprivation (2019)  
ONS, 2021 Census  
ONS, Children in Low Income Families, 2022  
Carmarthenshire Ave in (%) where available

**Percent of children (under 16 years) living in relative low-income families (ONS 2015- 2021)**

**RUDBAXTON 11.5% (16 Children)** →

**WISTON 26.9% (83 Children)** ↗

**MAENCLOCHOG 35.3% (184 Children)** ↗

**UNEMPLOYED 1.9% (2.7%)**

**Likelihood of POOR-QUALITY HOUSING 32.0%**

**People in bad or very bad GENERAL HEALTH 5.0% (6.8%)**

**GP recorded MENTAL HEALTH CONDITION 19.9%**

**Provision of UNPAID CARE 11.1% (10.9%)**

**ECONOMICALLY INACTIVE 42.3% (45.8%)**

**Households NOT DEPRIVED any dimension\* 52.3% (46.0%)**

**GP recorded CHRONIC CONDITION 11.5%**

**CANCER INCIDENCE rate per 100K 550.3**

**Children aged 4-5 who are OBESE. 13.1%**

★ The dimensions of deprivation used to classify households include **EDUCATION** (no one has level 2 qualifications); **EMPLOYMENT** (if any household member is unemployed/ economically inactive due to long-term sickness or disability); **HEALTH** (any person in the household has general health that is bad or very bad or is identified as disabled); **HOUSING** (household accommodation is either overcrowded, in a shared dwelling, or has no central heating).



**Population**  
**7,400**

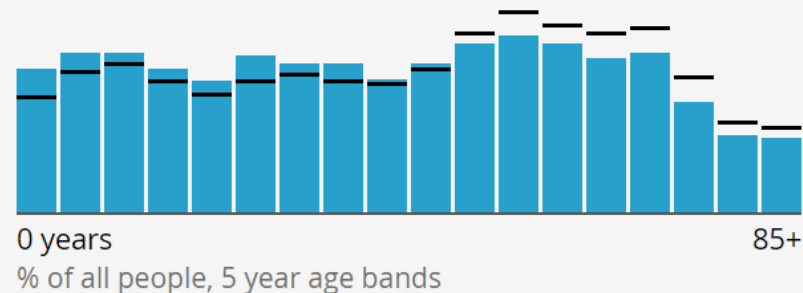
123,400 people in Pembrokeshire  
Rounded to the nearest 100 people

**Number of Households**  
**3,400**

55,500 households in Pembrokeshire  
Rounded to the nearest 100 households

## Age profile


**Milford Haven East** — (Pembrokeshire)



**Females- 51.4%** (51.3%)  
**Males – 48.6%** (48.7%)



**24.2%** (22.0%)  
**Disabled under**  
**the Equality Act**



**22.4%** (26.3%) **aged 65+**  
**2.9%** (3.3%) **aged 85+**  
**28.7%** (25.5%) **<24 Yrs.**



**BAME 2.5%** (2.0%)  
**White 97.1%** (97.6%)  
**Other Ethnic Group**  
**0.4%** (0.3%)  
**Born outside the UK**  
**5.3%** (4.8%)



% of people aged three years  
and over that can speak Welsh  
**MSOA 8.6%**  
**Pembrokeshire**  
**17.2%**

Working aged people in  
**EMPLOYMENT DERIVATION**  
**14.0%**

Percent of children (under 16 years) living in relative low-income  
families (ONS 2015- 2021)

People in **INCOME**  
**DEPRIVATION**  
**20.0%**

**MILFORD: CENTRAL**  
**35.9%** (112 Children) ↑

**MILFORD: EAST**  
**32.5%** (164 Children) ↑

Adults aged 25-64 with **NO**  
**QUALIFICATIONS**  
**21.3%** (18.8%)

**MILFORD: NORTH**  
**31.6%** (194 Children) ↑

**EMPLOYED**  
**49.2%** (51.5%)

**UNEMPLOYED**  
**3.3%** (2.7%)

**ECONOMICALLY INACTIVE**  
**47.6%** (45.8%)

People in **OVERCROWDED**  
**HOUSEHOLDS**  
**5.12%**

Likelihood of **POOR-**  
**QUALITY HOUSING**  
**12.3%**

Households **NOT DEPRIVED**  
any dimension\*  
**40.9%** (46.0%)

**HOUSEHOLD TENURE:**  
**RENTED (All)**  
**44.3%** (32.7%)

People in bad or very bad  
**GENERAL HEALTH**  
**8.6%** (6.8%)

GP recorded **CHRONIC**  
**CONDITION**  
**14.4%**

People with a **LIMITING**  
**LONG-TERM ILLNESS**  
**21.2%**

GP recorded **MENTAL**  
**HEALTH CONDITION**  
**24.2%**

**CANCER INCIDENCE** rate  
per 100K  
**658.0**

**PREMATURE DEATH RATE**  
(per 100K)  
**430.8**

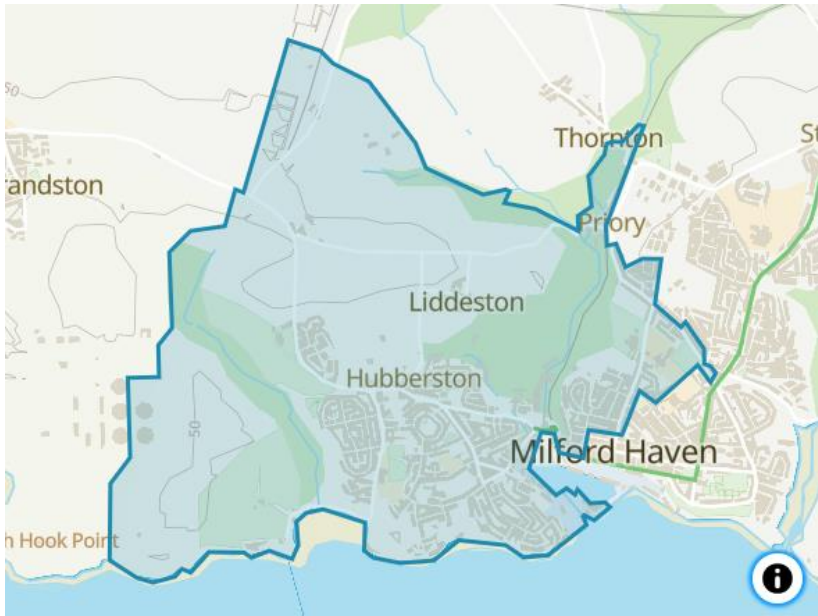
Provision of  
**UNPAID CARE**  
**10.9%** (10.9%)

Children aged 4-5 who are  
**OBESE.**  
**14.1%**

**SOURCE:** Welsh Index of Multiple  
Deprivation (2019)  
ONS, 2021 Census  
ONS, Children in Low Income Families,  
2022  
Carmarthenshire Ave in (%) where  
available

★ The dimensions of deprivation used to classify households include **EDUCATION** (no one has level 2 qualifications); **EMPLOYMENT** (if any household member is unemployed/ economically inactive due to long-term sickness or disability); **HEALTH** (any person in the household has general health that is bad or very bad or is identified as disabled); **HOUSING** (household accommodation is either overcrowded, in a shared dwelling, or has no central heating).





**Population**  
**7,400**

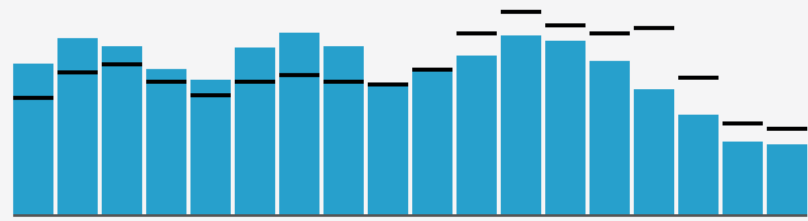
123,400 people in Pembrokeshire  
Rounded to the nearest 100 people

**Number of Households**  
**3,300**

55,500 households in Pembrokeshire  
Rounded to the nearest 100 households

## Age profile

**Milford Haven West** — (Pembrokeshire)




0 years  
% of all people, 5 year age bands



**Females- 51.1%** (51.3%)  
**Males – 48.9%** (48.7%)



**23.8%** (22.0%)  
**Disabled under**  
**the Equality Act**



**20.0%** (26.3%) **aged 65+**  
**2.7%** (3.3%) **aged 85+**  
**29.9%** (25.5%) **<24 Yrs.**



**BAME 1.3%** (2.0%)  
**White 98.5%** (97.6%)  
**Other Ethnic Group**  
**0.1%** (0.3%)  
**Born outside the UK**  
**4.0%** (4.8%)



% of people aged three years  
and over that can speak Welsh

**MSOA 7.2%**  
**Pembrokeshire**  
**17.2%**

Working aged people in  
**EMPLOYMENT DERIVATION**  
**14.0%**

People in **INCOME**  
**DEPRIVATION**  
**22.0%**

Adults aged 25-64 with **NO**  
**QUALIFICATIONS**  
**21.8%** (18.8%)

**EMPLOYED**  
**52.1%** (51.5%)

People in **OVERCROWDED**  
**HOUSEHOLDS**  
**5.17%**

**HOUSEHOLD TENURE:**  
**RENTED (All)**  
**45.1%** (32.7%)

People with a **LIMITING**  
**LONG-TERM ILLNESS**  
**23.8%**

**PREMATURE DEATH RATE**  
(per 100K)  
**421.9**

**SOURCE:** Welsh Index of Multiple  
Deprivation (2019)  
ONS, 2021 Census  
ONS, Children in Low Income Families,  
2022  
Carmarthenshire Ave in (%) where  
available

Percent of children (under 16 years) living in relative low-income  
families (ONS 2015- 2021)

**MILFORD: HAKIN**  
**29.9%** (119 Children)

**MILFORD: HUBBERSTON**  
**34.2%** (249 Children)

**MILFORD: WEST**  
**34.8%** (155 Children)

**UNEMPLOYED**  
**3.8%** (2.7%)

**ECONOMICALLY INACTIVE**  
**44.1%** (45.8%)

Likelihood of **POOR-**  
**QUALITY HOUSING**  
**16.8%**

Households **NOT DEPRIVED**  
any dimension\*  
**41.6%** (46.0%)

People in bad or very bad  
**GENERAL HEALTH**  
**8.1%** (6.8%)

GP recorded **CHRONIC**  
**CONDITION**  
**15.4%**

GP recorded **MENTAL**  
**HEALTH CONDITION**  
**25.3%**

**CANCER INCIDENCE** rate  
per 100K  
**648.5**

Provision of  
**UNPAID CARE**  
**11.3%** (10.9%)

Children aged 4-5 who are  
**OBESE.**  
**13.9%**

★ The dimensions of deprivation used to classify households include **EDUCATION** (no one has level 2 qualifications); **EMPLOYMENT** (if any household member is unemployed/ economically inactive due to long-term sickness or disability); **HEALTH** (any person in the household has general health that is bad or very bad or is identified as disabled); **HOUSING** (household accommodation is either overcrowded, in a shared dwelling, or has no central heating).

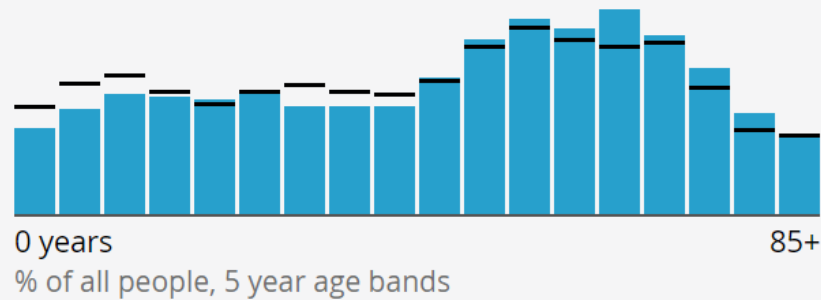


**Population**  
**7,200**  
123,400 people in Pembrokeshire  
Rounded to the nearest 100 people

**Number of Households**  
**3,200**  
55,500 households in Pembrokeshire  
Rounded to the nearest 100 households

## Age profile

■ St Davids & Letterston — (Pembrokeshire)



**Males- 50.4% (48.7%)**  
**Females – 49.6% (51.3%)**



**20.0% (22.0%)**  
**Disabled under**  
**the Equality Act**



**29.6% (26.3%) aged 65+**  
**3.2% (3.3%) aged 85+**  
**22.7% (25.5) <24 Yrs.**



**BAME 1.0% (2.0%)**  
**White 98.8% (97.6%)**  
**Other Ethnic Group**  
**0.2% (0.3%)**  
**Born outside the UK**  
**3.6% (4.8%)**



% of people aged three years  
and over that can speak Welsh

**MSOA 28.5%**  
**Pembrokeshire**  
**17.2%**

Working aged people in  
**EMPLOYMENT DERIVATION**  
**6.0%**

People in **INCOME**  
**DEPRIVATION**  
**10.0%**

Adults aged 25-64 with **NO**  
**QUALIFICATIONS**  
**17.1%** (18.8%)

**EMPLOYED**  
**54.4%** (51.5%)

People in **OVERCROWDED**  
**HOUSEHOLDS**  
**4.0%**

**HOUSEHOLD TENURE:**  
**RENTED (All)**  
**27.2%** (32.7%)

People with a **LIMITING**  
**LONG-TERM ILLNESS**  
**18.5%**

**PREMATURE DEATH RATE**  
(per 100K)  
**290.1**

SOURCE: Welsh Index of Multiple  
Deprivation (2019)  
ONS, 2021 Census  
ONS, Children in Low Income Families,  
2022  
Carmarthenshire Ave in (%) where  
available

Percent of children (under 16 years) living in relative low-income  
families (ONS 2015- 2021)

**LETTERSTON**  
**21.2%** (91 Children)

**LLANRHIAN**  
**29.0%** (53 Children)

**ST DAVID'S**  
**29.2%** (66 Children)

**SOLVA**  
**30.1%** (71 Children)

**UNEMPLOYED**  
**2.3%** (2.7%)

**ECONOMICALLY INACTIVE**  
**43.4%** (45.8%)

Likelihood of **POOR-**  
**QUALITY HOUSING**  
**28.3%**

Households **NOT DEPRIVED**  
any dimension\*  
**49.0%** (45.0%)

People in bad or very bad  
**GENERAL HEALTH**  
**5.5%** (6.8%)

GP recorded **CHRONIC**  
**CONDITION**  
**11.8%**

GP recorded **MENTAL**  
**HEALTH CONDITION**  
**15.2%**

**CANCER INCIDENCE** rate  
per 100K  
**620.2**

Provision of  
**UNPAID CARE**  
**10.4%** (10.9%)

Children aged 4-5 who are  
**OBESE.**  
**11.9%**

\* The dimensions of deprivation used to classify households include **EDUCATION** (no one has level 2 qualifications); **EMPLOYMENT** (if any household member is unemployed/ economically inactive due to long-term sickness or disability); **HEALTH** (any person in the household has general health that is bad or very bad or is identified as disabled); **HOUSING** (household accommodation is either overcrowded, in a shared dwelling, or has no central heating).

# **APPENDIX:**

## **MORBIDITY & MORTALITY DATA FOR SEPCIFIC CONDITIONS**

Where available data are presented at Primary Care Cluster level, Upper Super Output Area (USOA) or Middle Super Output Area (MSOA).

The coloured arrow on each map indicates the Hywel Dda trend for the period 2012/13 – 2021/22

Quality Assurance and Improvement Framework (QAIF) disease registers by local health board, cluster and GP practice

Measure: Prevalence rate (%)

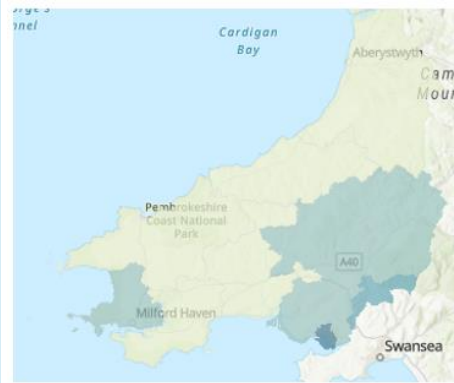
Year: 2021-22

	Asthma	Atrial fibrillation	Cancer	Chronic obstructive pulmonary disease	Secondary prevention of coronary heart disease	Dementia	Diabetes mellitus (patients aged 17+)	Epilepsy (patients aged 18+)	Heart failure	Hypertension	Learning disability	Mental health	Obesity (patients aged 16+)	Osteoporosis (patients aged 50+)	Palliative care	Rheumatoid Arthritis (patients aged 16+)	Stroke and transient ischaemic attack
Wales	7.15	2.49	3.39	2.24	3.47	0.70	7.97	0.96	1.17	15.73	0.49	1.03	11.83	0.58	0.30	0.90	2.15
Hywel Dda University Health Board	7.22	3.12	3.73	2.30	3.95	0.76	8.38	0.99	1.30	16.79	0.54	1.03	11.58	0.46	0.37	1.15	2.41
North Pembrokeshire	6.71	2.99	3.71	2.60	3.57	0.65	8.27	0.95	1.00	16.74	0.48	0.97	10.13	0.31	0.46	1.33	2.31
St Thomas Surgery	6.06	2.60	2.95	2.34	2.76	0.72	7.56	0.76	0.64	15.25	0.46	0.88	7.84	0.28	0.28	1.19	1.84
Barlow House Surgery	7.24	3.17	3.82	3.26	4.06	0.68	9.97	1.15	1.36	18.51	0.33	0.87	14.95	0.70	0.57	1.43	2.33
Fishguard Health Centre	6.48	3.40	3.73	2.44	3.97	0.70	8.62	0.96	1.08	18.51	0.42	0.93	9.17	0.11	0.34	1.59	2.47
The Robert Street Surgery	6.44	2.47	2.28	2.02	3.65	0.49	9.16	1.06	0.86	11.75	0.47	0.89	9.56	0.21	0.33	1.09	2.62
Winch Lane Surgery	5.99	2.80	3.65	2.92	3.32	0.68	7.36	0.95	0.93	15.87	0.51	1.22	9.39	0.17	0.55	1.22	2.15
St Davids Surgery	8.04	3.88	4.89	2.52	3.84	0.74	8.16	0.96	0.82	22.60	1.51	0.85	5.21	0.16	0.70	0.98	2.06
Solva Surgery	8.73	3.92	6.12	2.90	4.00	0.61	10.25	0.60	1.06	21.58	0.24	0.86	16.17	0.17	0.86	1.76	2.45
Newport Surgery	8.02	3.30	5.27	2.36	4.02	0.55	7.26	0.96	1.42	18.44	0.47	0.96	11.30	0.67	0.52	1.54	2.92



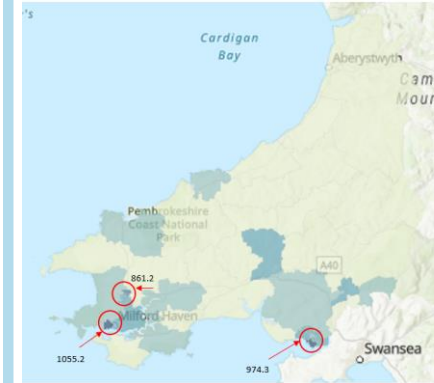

# RESPIRATORY DISEASE

(Where available data are presented at Primary Care Cluster level or Upper Super Output Area USOA).



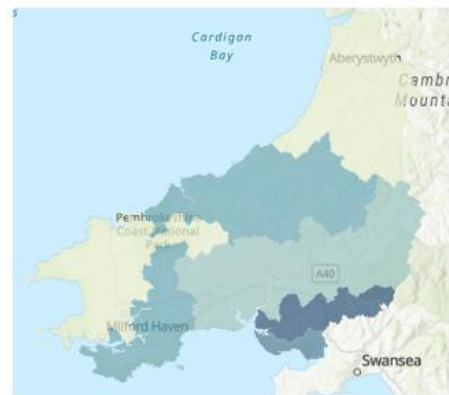

USOA (Census 2011 based)

All Respiratory Diseases, Death Rates (Age-standardised) per 100k pop, Persons, All Ages|2020



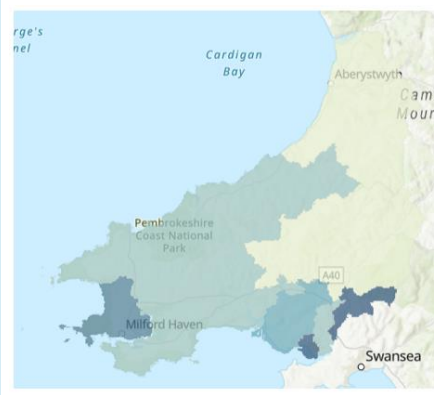
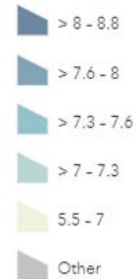
MSOA (Census 2011 based)

All Respiratory Diseases, Emergency Admission Rates (Age-standardised) per 100k pop, Persons, All Ages|2020/21



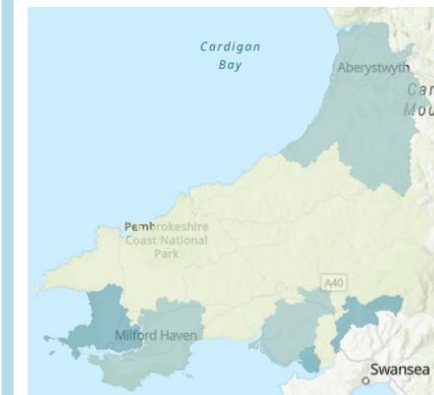

Primary Care Clusters

Asthma, Prevalence (Percent) by Register|2019/20



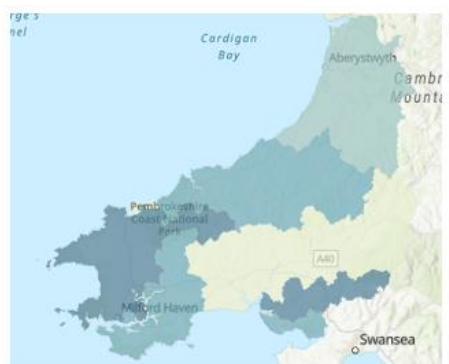
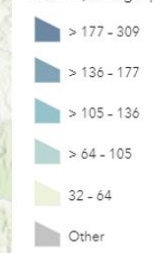
USOA (Census 2011 based)

Chronic Obstructive Pulmonary Disease (COPD), Death Rates (Age-standardised) per 100k pop, Persons, All Ages|2020



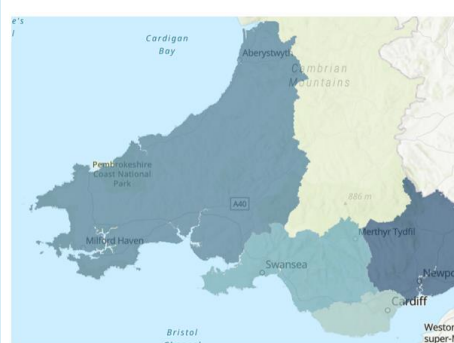

USOA (Census 2011 based)

Chronic Obstructive Pulmonary Disease (COPD), Emergency Admission Rates (Age-standardised) per 100k pop, Persons, All Ages|2020/21



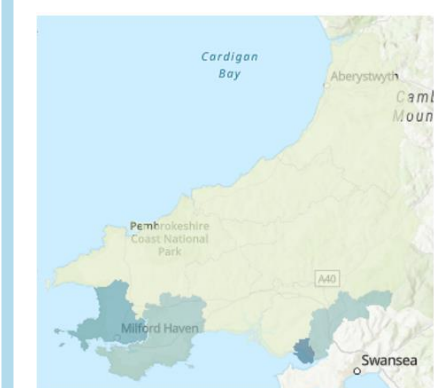
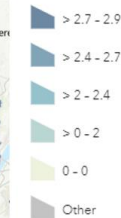
Primary Care Clusters

Chronic Obstructive Pulmonary Disease (COPD), Prevalence (Percent) by Register|2019/20




Local Health Board (Apr 19)

Asthma, Death Rates (Age-standardised) per 100k pop 3 Yr avg, Persons, All Ages|2019 - 21



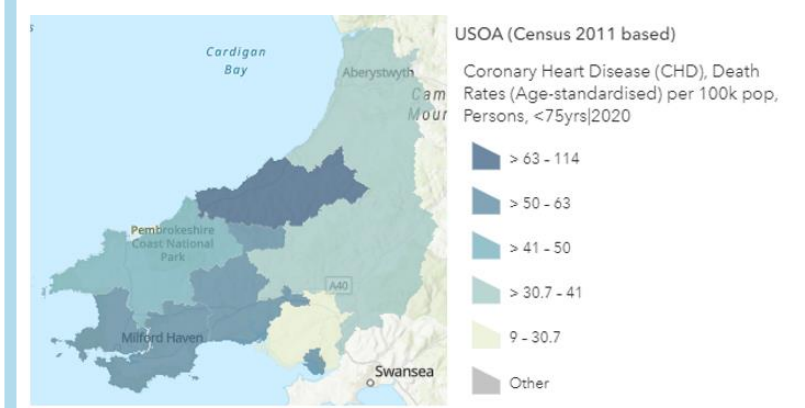
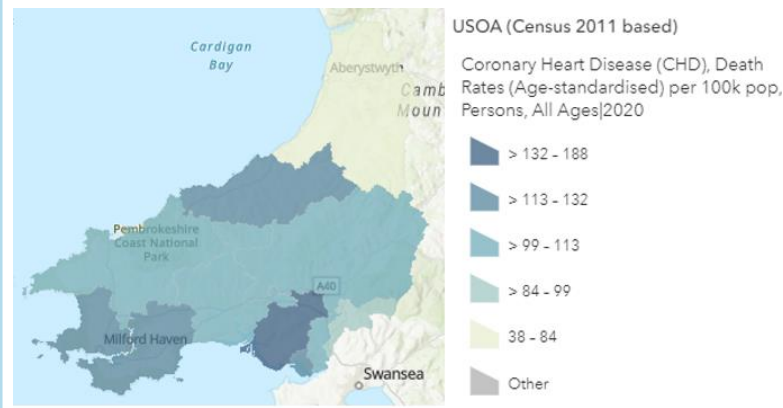
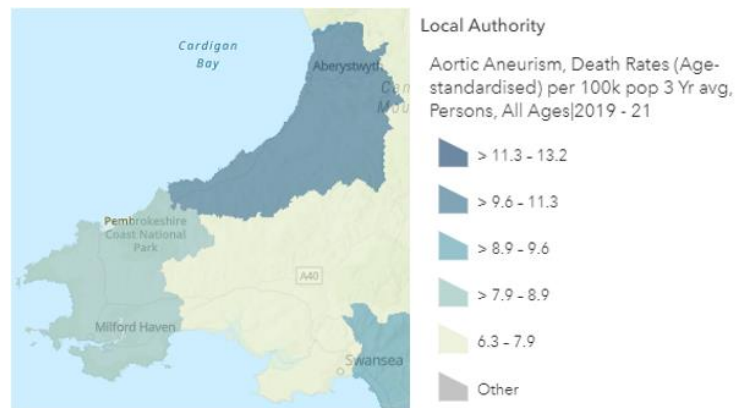
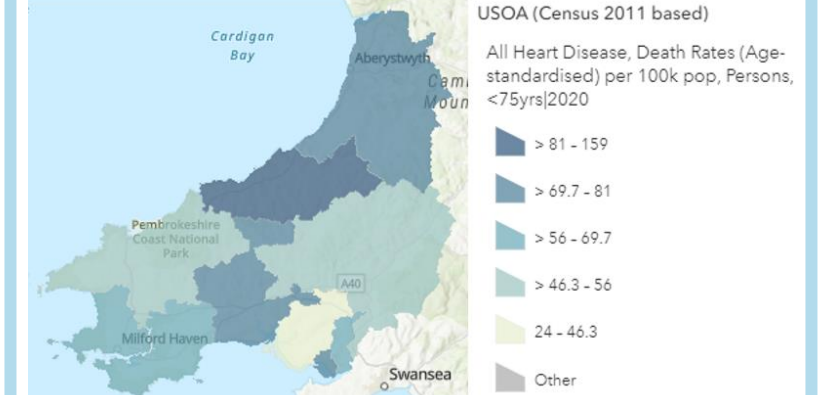
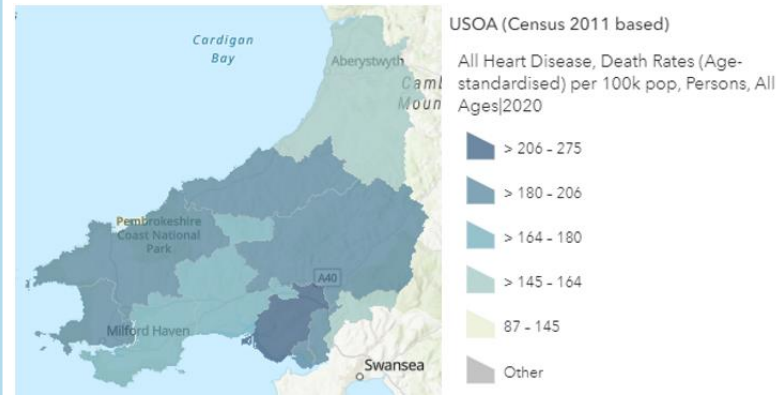
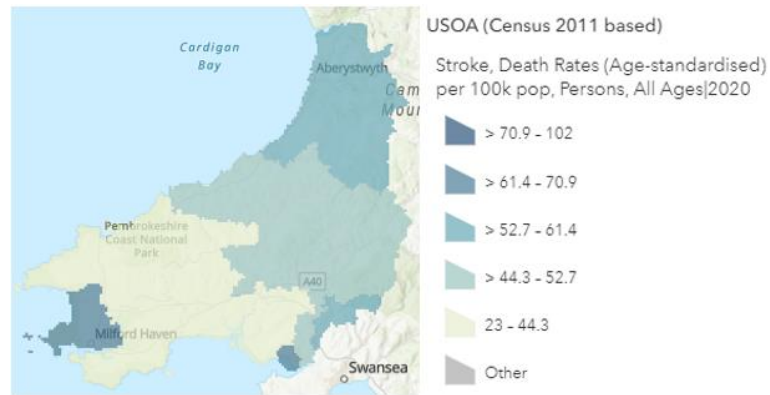
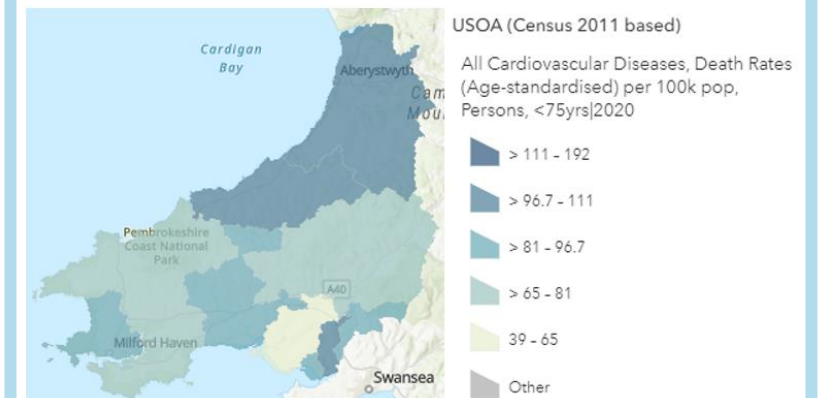
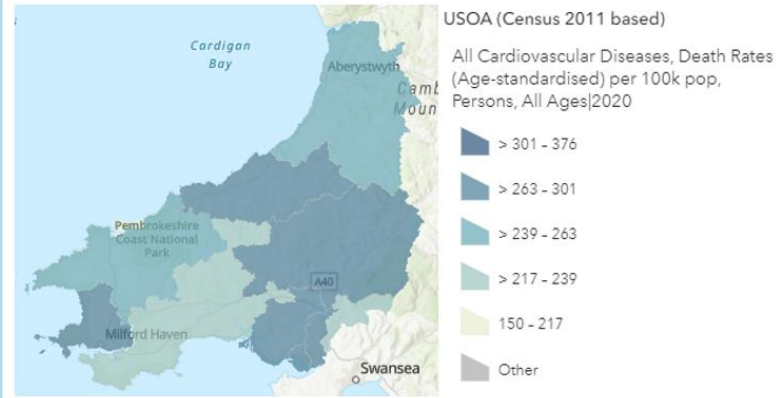
USOA (Census 2011 based)

Asthma, Emergency Admission Rates (Age-standardised) per 100k pop, Persons, All Ages|2020/21

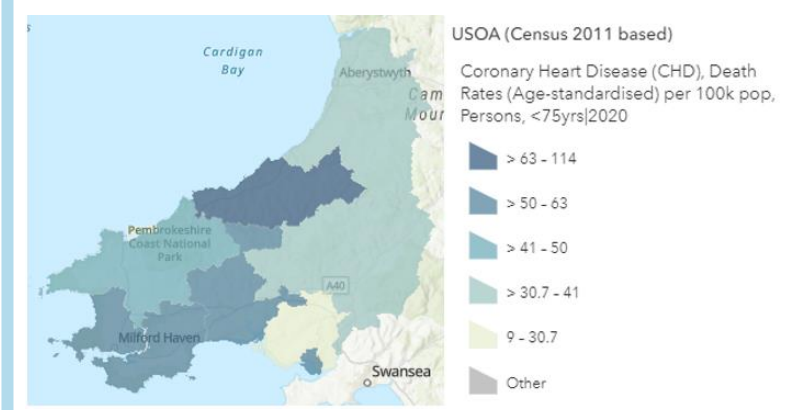
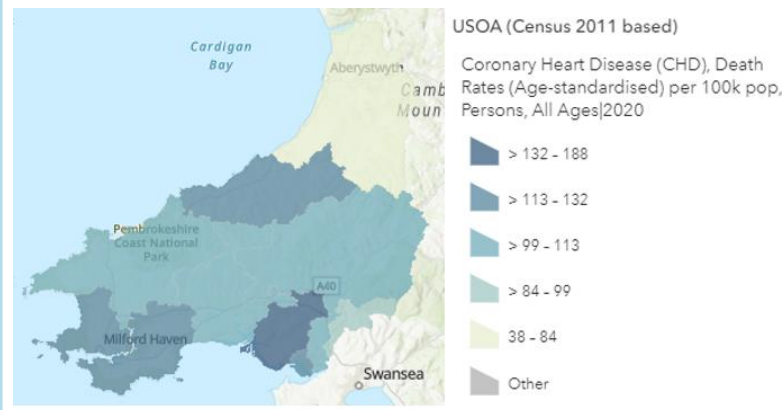
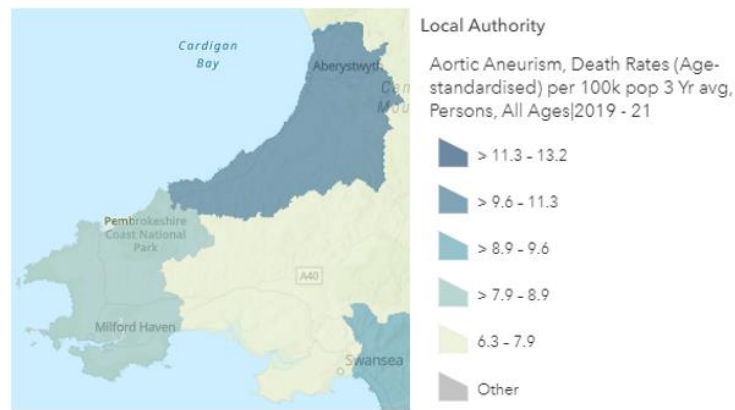
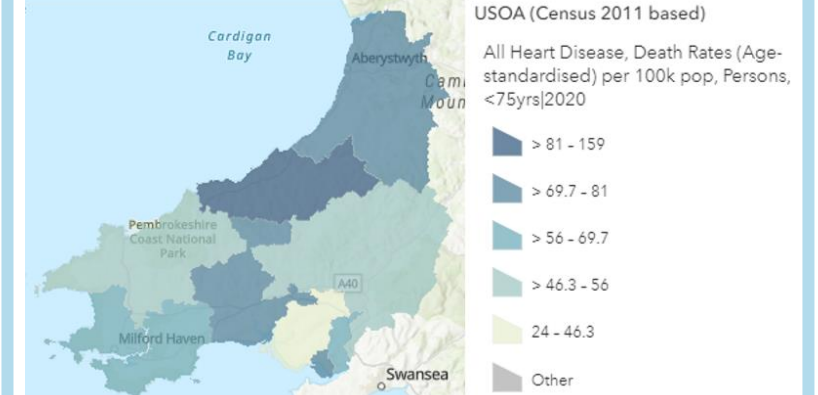
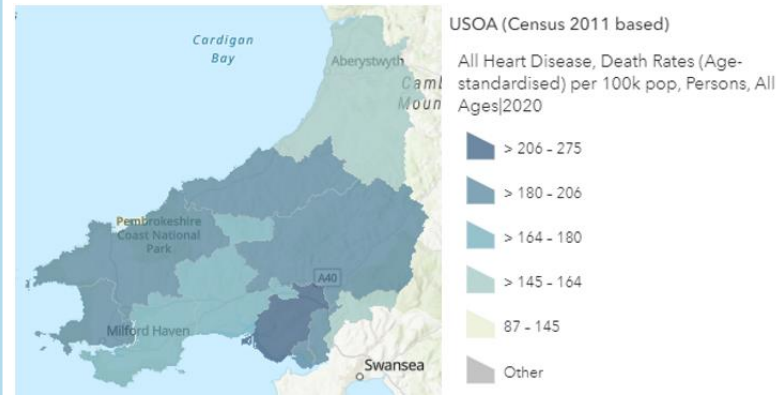
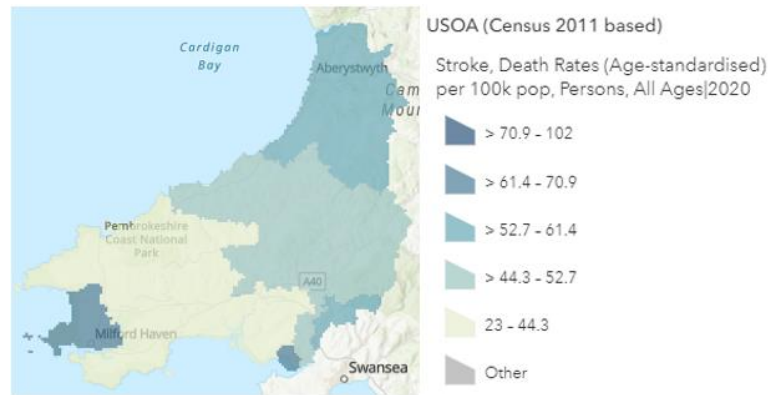
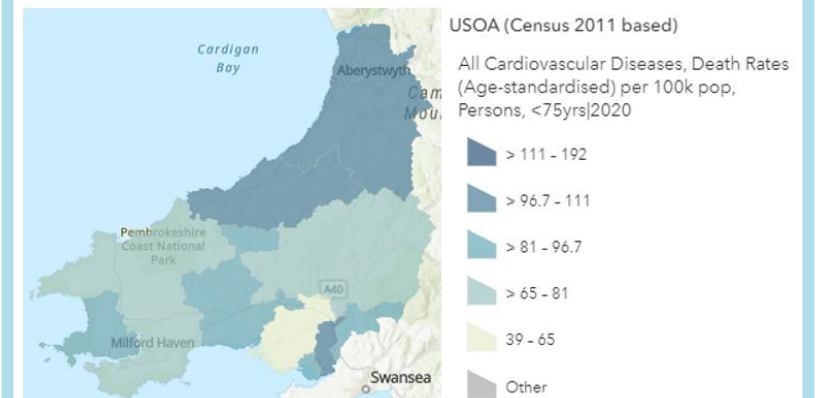
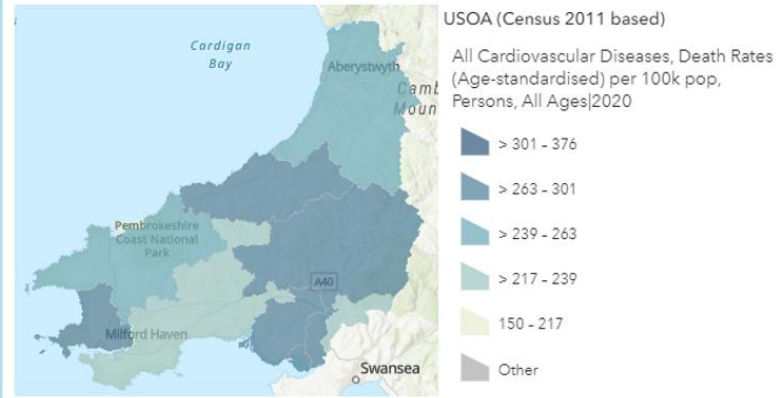




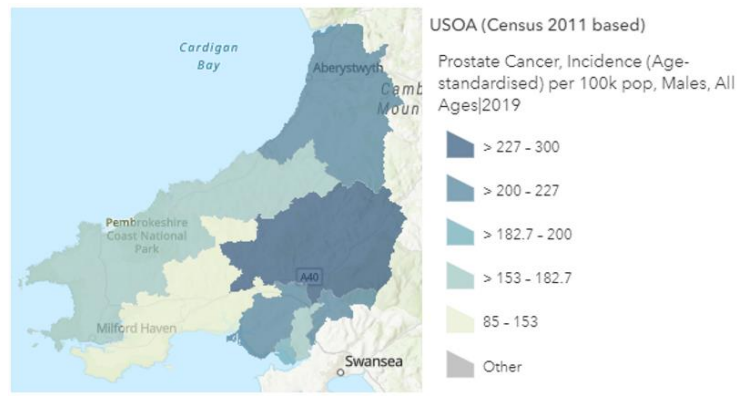
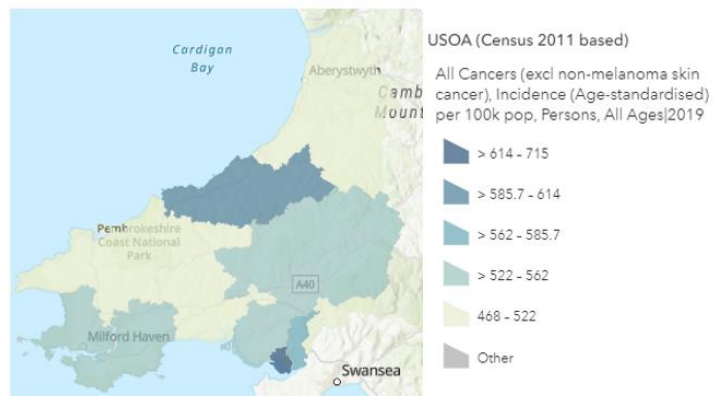
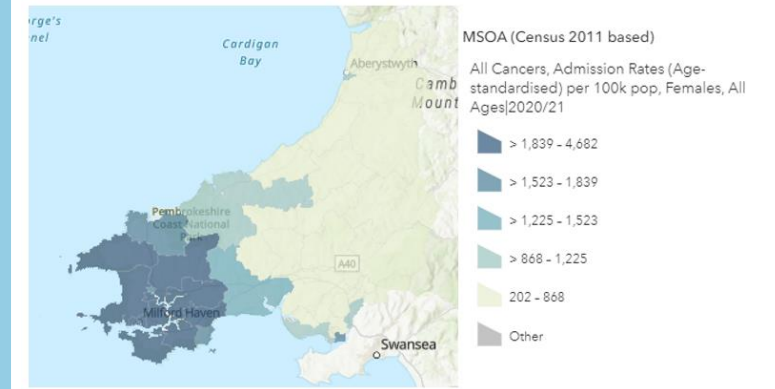
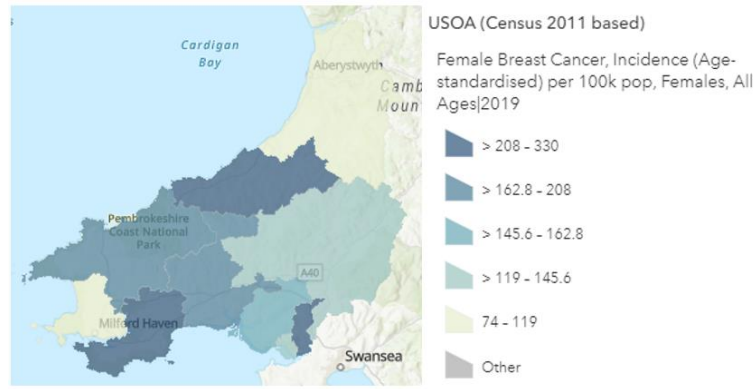
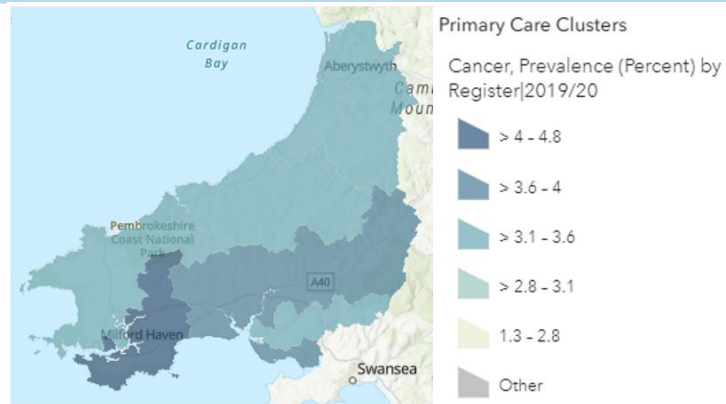
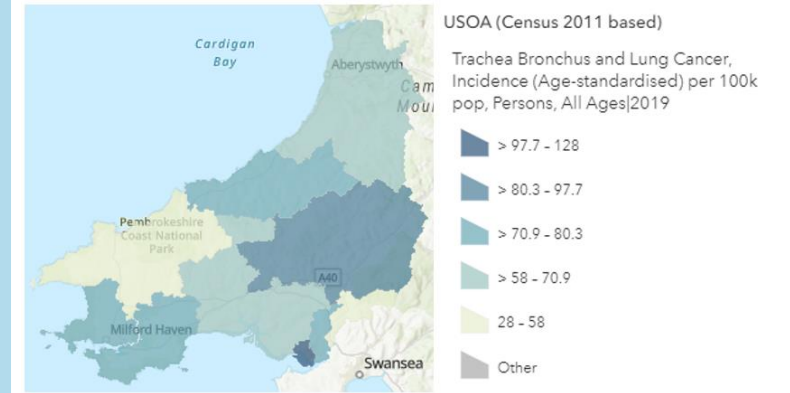
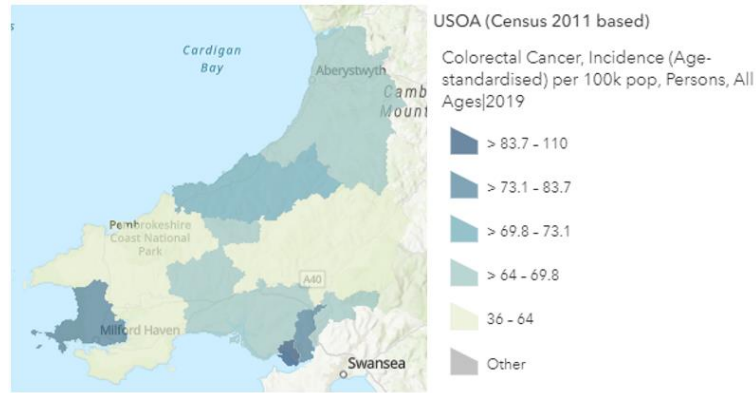
# CARDIOVASCULAR DISEASE



# CARDIOVASCULAR DISEASE

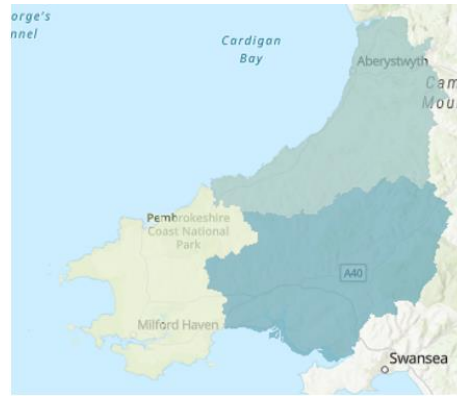


# CANCER INCIDENCE



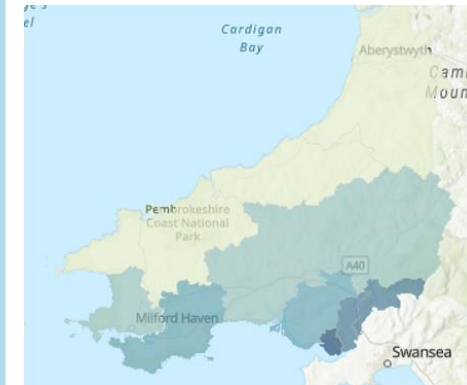



# CANCER MORTALITY



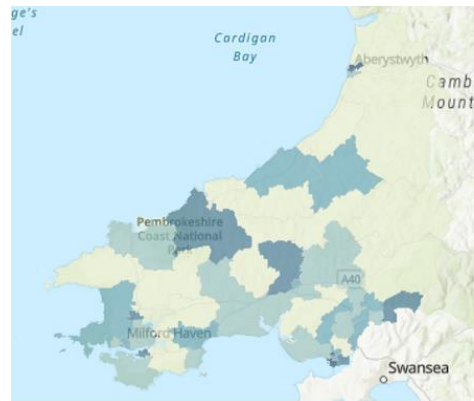

## Local Authority

Colorectal Cancer, Death Rates (Age-standardised) per 100k pop 3 Yr avg, Persons, All Ages[2019 - 21]



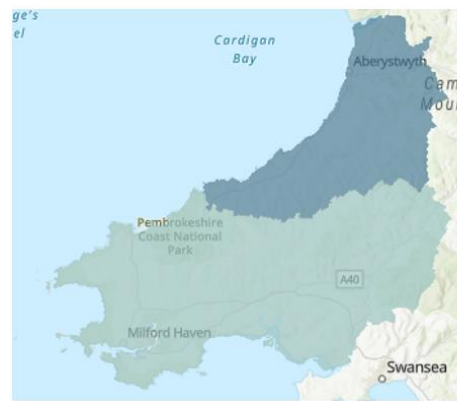

## USOA (Census 2011 based)

Trachea Bronchus and Lung Cancer, Death Rates (Age-standardised) per 100k pop 3 Yr avg, Persons, All Ages[2018 - 20]



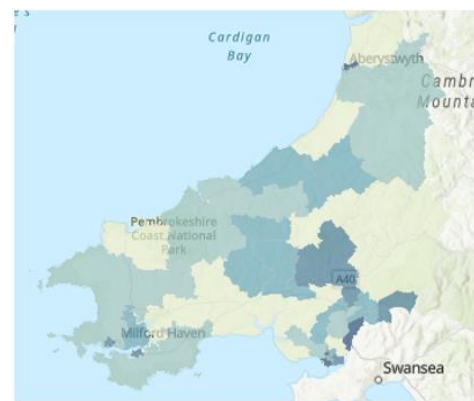

## MSOA (Census 2011 based)

All Cancers, Death Rates (Age-standardised) per 100k pop 3 Yr avg, Persons, All Ages[2018 - 20]




## Local Authority

Female Breast Cancer, Death Rates (Age-standardised) per 100k pop 3 Yr avg, Females, All Ages[2019 - 21]



## MSOA (Census 2011 based)

All Cancers, Death Rates (Age-standardised) per 100k pop 3 Yr avg, Persons, <75[2018 - 20]

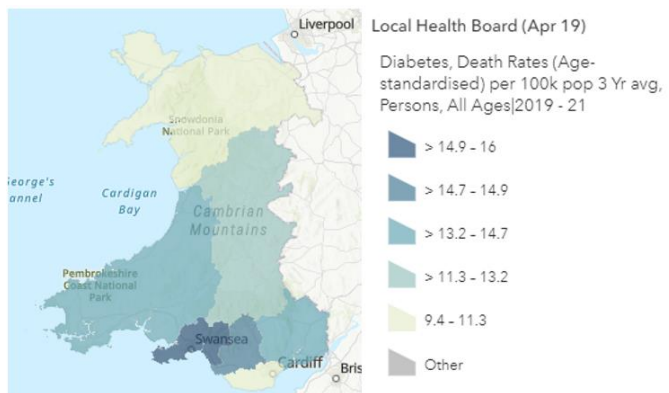
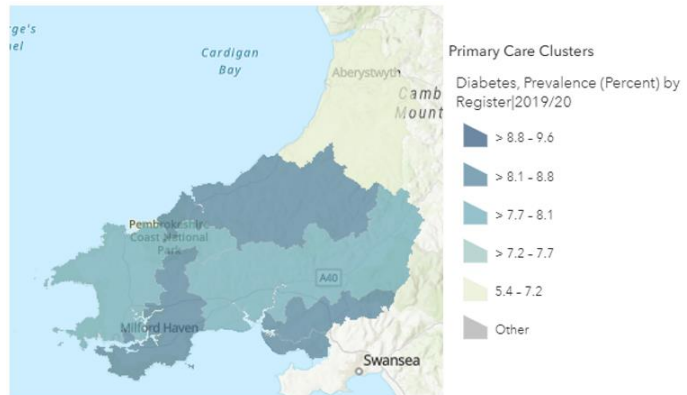


## Local Authority

Prostate Cancer, Death Rates (Age-standardised) per 100k pop 3 Yr avg, Males, All Ages[2019 - 21]

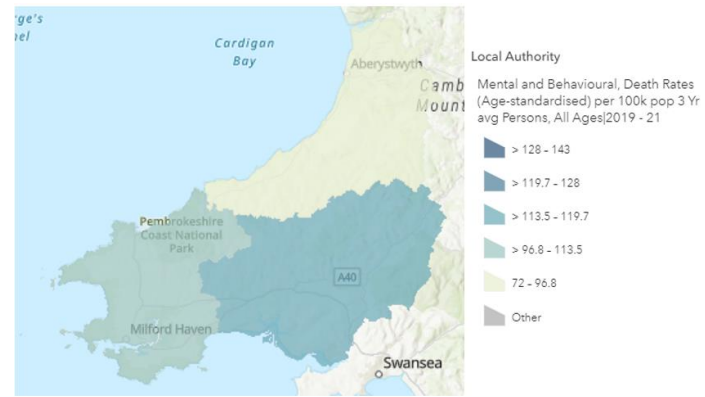
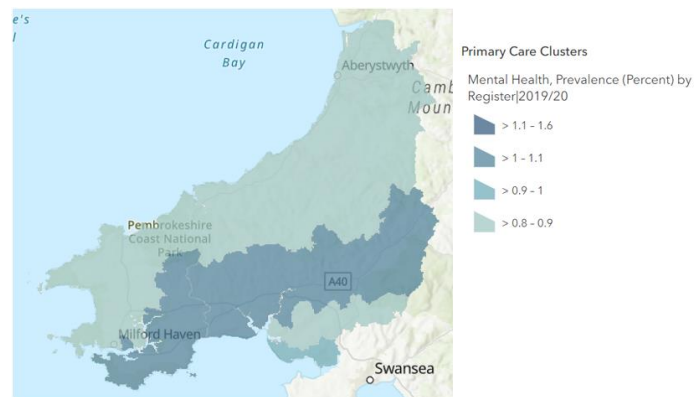
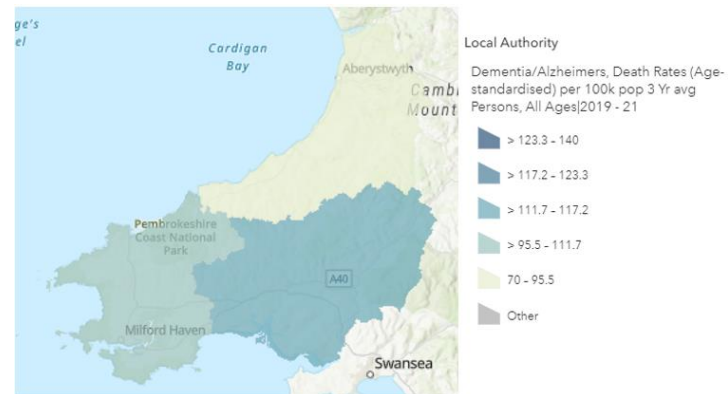
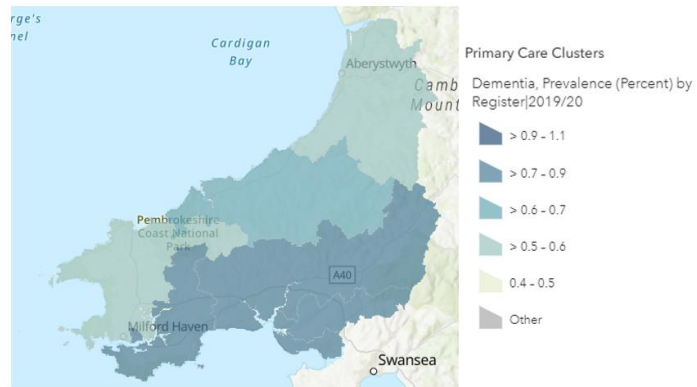


# DIABETES





# DEMENTIA & MENTAL HEALTH






# Cluster Profile for South Pembrokeshire

*Prepared by: Dawn Esther-Davies, Hywel Dda Public Health Team*

# INTRODUCTION:

- This document provides an overview of data compiled from a number of sources, including, the Office for National Statistics (Census Data), Primary Care Data Portal and the Welsh Index of Multiple Deprivation.
- This information is intended to provide an overview of some of the key issues, at the smallest geographical level available, that have the biggest impact on health for the cluster.
- These data will be reviewed on a regular basis to ensure updates are included.
- These data should be used in conjunction with the Regional Partnership Boards Population Needs Assessment (see attached summary document) as this provides information on key issues and gaps for key priority groups in Hywel Dda



# PRIORITIES TO IMPROVE POPULATION HEALTH

## 1. PRIORITISE LONG-TERM CONDITIONS THAT HAVE A SIGNIFICANT IMPACT ON POPULATION HEALTH:

- Coronary Heart Disease
- Heart Failure
- Stroke
- Diabetes
- COPD
- Asthma
- Dementia
- Mental Health

## 2. ADDRESS BEHAVIOURAL RISK FACTORS:

- Smoking
- Unhealthy Diet
- Physical Inactivity
- Alcohol & Drug Misuse

## 3. PROMOTE ONGOING CASE FINDING & MONITORING OF CLINICAL RISK FACTORS:

- Hypertension
- Obesity in Children
- Obesity in Adults
- Raised fasting glucose & cholesterol

## 4. CONTINUE TO PROMOTE UPTAKE OF SCREENING PROGRAMMES TO IDENTIFY CANCER AT AN EARLY STAGE:

All Screening Programmes (AAA, Bowel, Breast, Cervical) targeting high risk groups to address health inequalities and vulnerable populations.

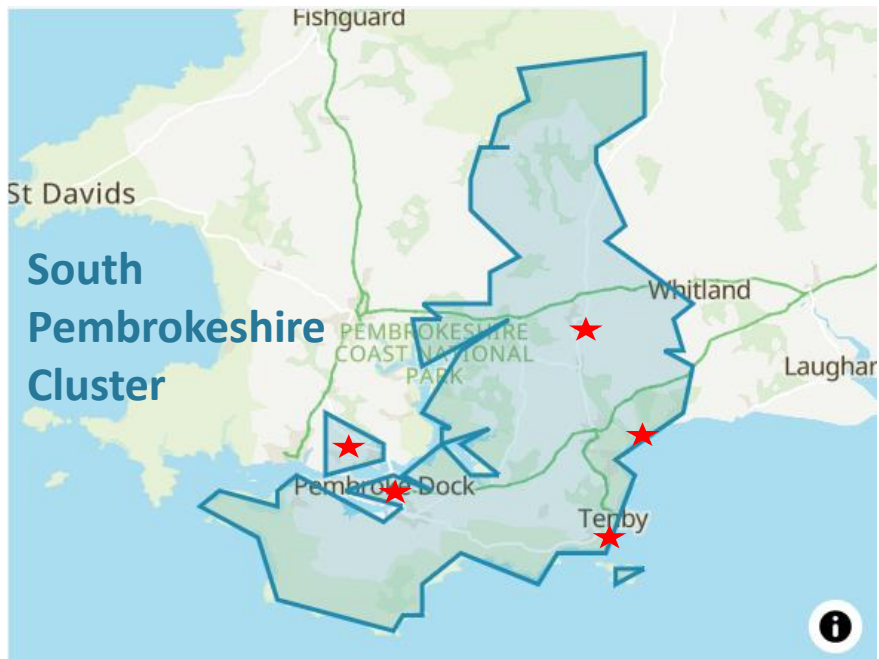
## 5. CONTINUE TO PROMOTE INFECTIOUS DISEASE PREVENTION:

- Influenza vaccination uptake
- Childhood Vaccination uptake
- COVID-19
- Other communicable diseases (e.g. TB, Hep C)

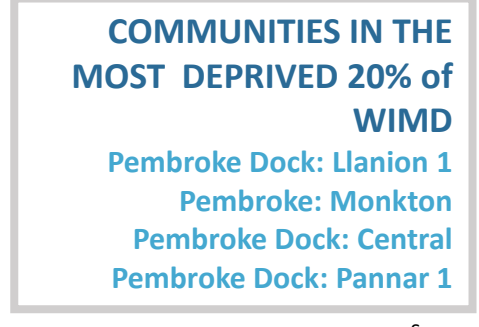
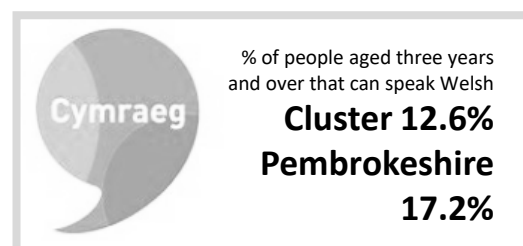
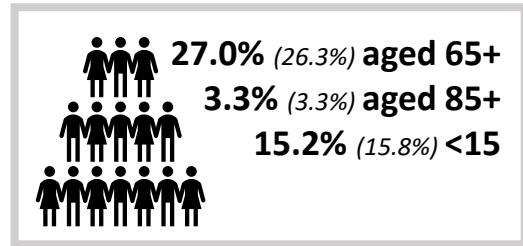
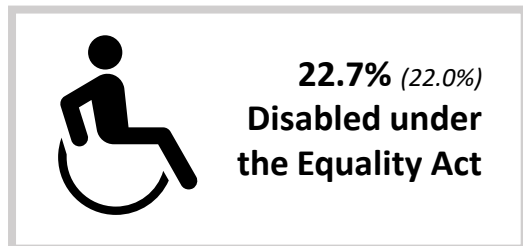
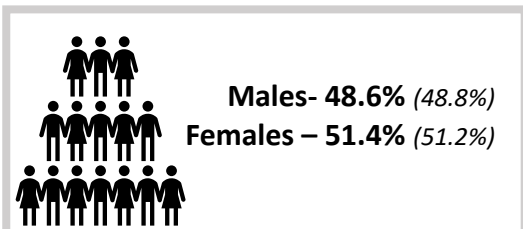
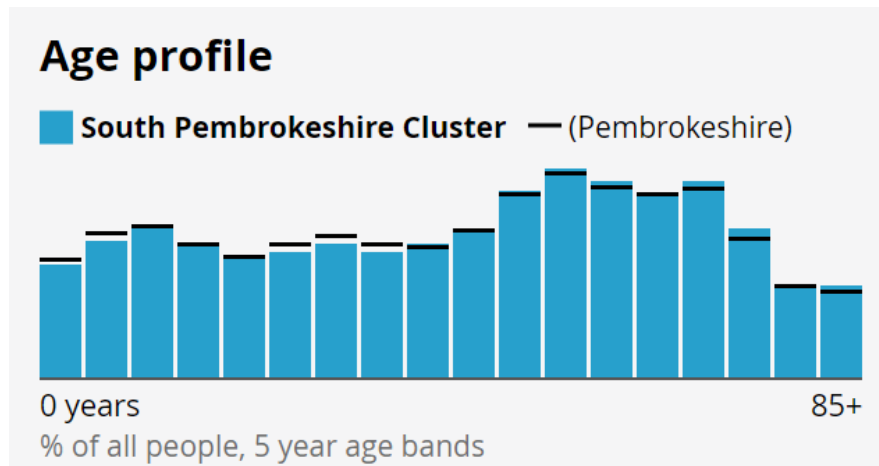
## 6. SOCIO-ECONOMIC & DEMOGRAPHIC RISK FACTORS ARE PART OF THE WIDER DETERMINANTS OF HEALTH AND SHOULD BE CONSIDERED WHEN TARGETING SERVICES/ INTERVENTIONS:

- Consider income Deprivation and the impact of:
  - Cost of Living
  - Food insecurity
- Communities with higher levels of deprivation tend to have a higher proportion of children
- Housing quality & instability, neighbourhood and the built environment will have an impact on physical and mental wellbeing
- Consider the impact of an **Ageing Population** (especially those that are frail, at a high risk of falls and People with Dementia)
- Focus on population groups that are at risk of poor health outcomes including people with Learning Disabilities, Autism and Mental Ill Health.
- Consider Multiple Deprivation and especially those communities in the most deprived 20% of WIMD

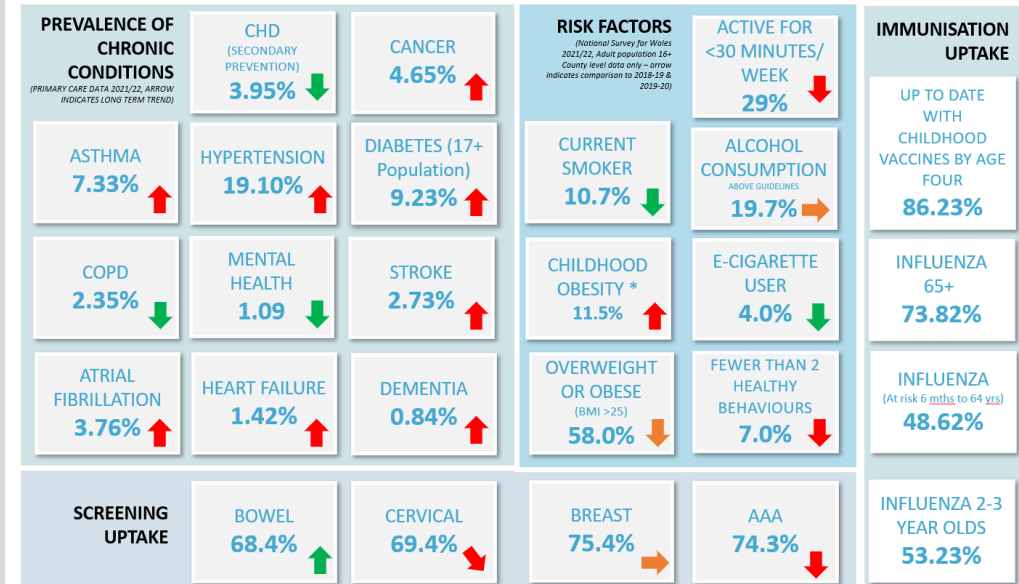




<b>Population</b> <b>53,000</b> <small>123,400 people in Pembrokeshire Rounded to the nearest 100 people</small>	<b>Number of Households</b> <b>24,100</b> <small>55,500 households in Pembrokeshire Rounded to the nearest 100 people</small>	<b>Households <u>not</u> in Deprivation</b> <b>45.2%</b> (46.0%)	<b>People in poor or very poor general health</b> <b>7.2%</b> (6.8%)
<b>Employed</b> <b>50.0%</b> (51.5%)	<b>Unemployed</b> <b>2.8%</b> (2.7%)	<b>Economically Inactive</b> <b>47.2%</b> (45.8%)	<b>People providing unpaid care</b> <b>11.3%</b> (10.9%)



Source:  
Office for National Statistics, 2021 Census  
Welsh Index of Multiple Deprivation (WIMD), 2019





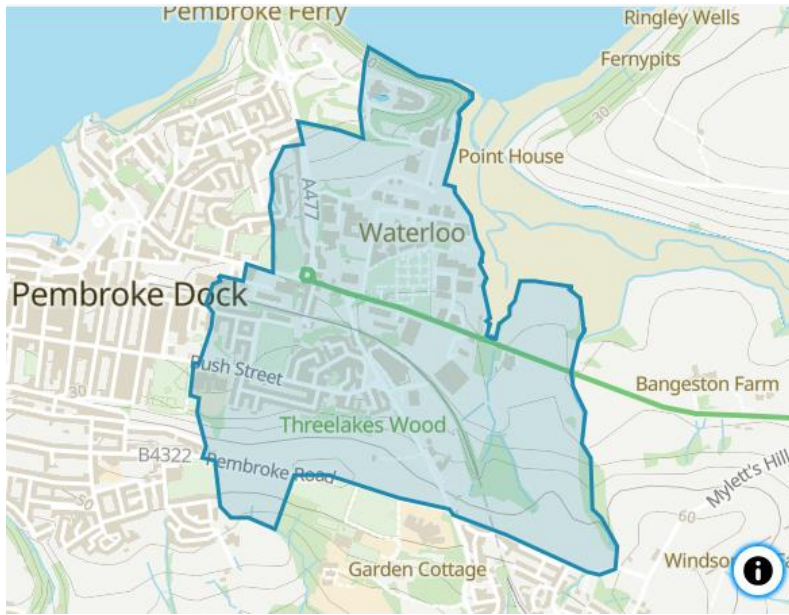
# Socio-Demographic/Economic Profiles for Communities in the most deprived 20% of WIMD

Pembroke Dock: Llanion 1

Pembroke: Monkton

Milford Haven: West

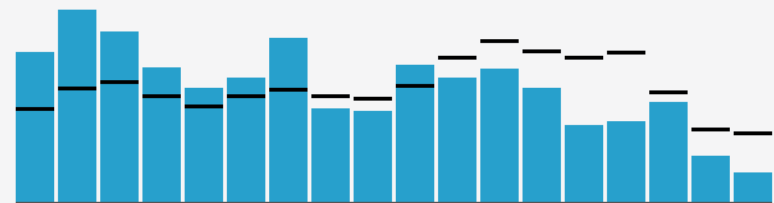
Milford Haven: Hubberston



<b>Population</b> 1,500 <small>123,400 people in Pembrokeshire Rounded to the nearest 100 people</small>	<b>Number of Households</b> 660 <small>55,500 households in Pembrokeshire Rounded to the nearest 100 people</small>	<b>Households <u>not</u> in Deprivation</b> <b>25.2%</b> (45.9%)	<b>People in poor or very poor general health</b> <b>11.8%</b> (6.8%)
<b>Employed</b> <b>43.5%</b> (51.5%)	<b>Unemployed</b> <b>5.5%</b> (2.7%)	<b>Economically Inactive</b> <b>51.0%</b> (45.8%)	<b>People providing unpaid care</b> <b>12.1%</b> (10.9%)

## Age profile

■ Pembroke: Llanion — (Pembrokeshire)



0 years  
% of all people, 5 year age bands



**Females- 54.8%** (51.3%)  
**Males – 45.2%** (48.7%)



**28.3%** (22.0%)  
**Disabled under the Equality Act**



**16.0%** (26.3%) **aged 65+**  
**1.4%** (3.3%) **aged 85+**  
**36.7%** (25.5) **<24 Yrs.**



% of people aged three years and over that can speak Welsh  
**MSOA 6.4%**  
**Pembrokeshire 17.2%**



**BAME 2.9%** (2.0%)  
**White 96.2%** (97.6%)  
**Oth Ethnic Grp 0.9%** (0.3%)  
**Born outside the UK**  
**4.7%** (4.8%)



**60.6%** (31.2%)  
**households in Private and social rented sector**



**Children in relative low income families (2021)**  
**33.9%** (n= 181)



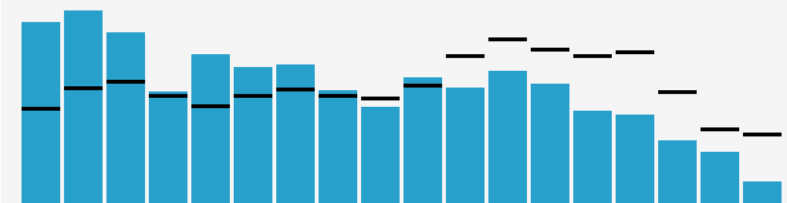
% of people aged 16+ with no qualifications  
**31.9%** (18.8%)



<b>Population</b> 1,700 <small>123,400 people in Pembrokeshire Rounded to the nearest 100 people</small>	<b>Number of Households</b> 730 <small>55,500 households in Pembrokeshire Rounded to the nearest 100 people</small>	<b>Households <u>not</u> in Deprivation</b> <b>33.6%</b> (45.9%)	<b>People in poor or very poor general health</b> <b>10.3%</b> (6.8%)
<b>Employed</b> <b>46.1%</b> (51.5%)	<b>Unemployed</b> <b>4.8%</b> (2.7%)	<b>Economically Inactive</b> <b>49.1%</b> (45.8%)	<b>People providing unpaid care</b> <b>11.1%</b> (10.9%)

## Age profile

■ Pembroke: Monkton — (Pembrokeshire)



0 years  
% of all people, 5 year age bands



**Females- 52.8%** (51.3%)  
**Males – 47.2%** (48.7%)



**25.4%** (22.0%)  
**Disabled under the Equality Act**



**15.0%** (26.3%) **aged 65+**  
**1.0%** (3.3%) **aged 85+**  
**38.3%** (25.5) **<24 Yrs.**



% of people aged three years and over that can speak Welsh  
**MSOA 5.4%**  
**Pembrokeshire 17.2%**



**BAME 2.7%** (2.0%)  
**White 97.1%** (97.6%)  
**Oth Ethnic Grp 0.2%** (0.3%)  
**Born outside the UK**  
**3.2%** (4.8%)



**60.6%** (31.2%)  
**households in Private and social rented sector**



**Children in relative low income families (2021)**  
**44.5%** (n= 191)



% of people aged 16+ with no qualifications  
**29.4%** (18.8%)



<b>Population</b> <b>1,600</b> <small>123,400 people in Pembrokeshire Rounded to the nearest 100 people</small>	<b>Number of Households</b> <b>840</b> <small>55,500 households in Pembrokeshire Rounded to the nearest 100 people</small>	<b>Households <u>not</u> in Deprivation</b> <b>37.1%</b> (45.9%)	<b>People in poor or very poor general health</b> <b>10.8%</b> (6.8%)
<b>Employed</b> <b>50.8%</b> (51.5%)	<b>Unemployed</b> <b>5.6%</b> (2.7%)	<b>Economically Inactive</b> <b>43.7%</b> (45.8%)	<b>People providing unpaid care</b> <b>8.6%</b> (10.9%)



**Females- 48.2%** (51.3%)  
**Males – 51.8%** (48.7%)



**27.2%** (22.0%)  
**Disabled under the Equality Act**



**21.9%** (26.3%) **aged 65+**  
**2.9%** (3.3%) **aged 85+**  
**25.9%** (25.5%) **<24 Yrs.**



% of people aged three years and over that can speak Welsh  
**MSOA 8.3%**  
**Pembrokeshire 17.2%**



**BAME 3.4%** (2.0%)  
**White 95.8%** (97.6%)  
**Oth Ethnic Grp 0.8%** (0.3%)  
**Born outside the UK 7.0%** (4.8%)



**55.3%** (31.2%)  
**households in Private and social rented sector**



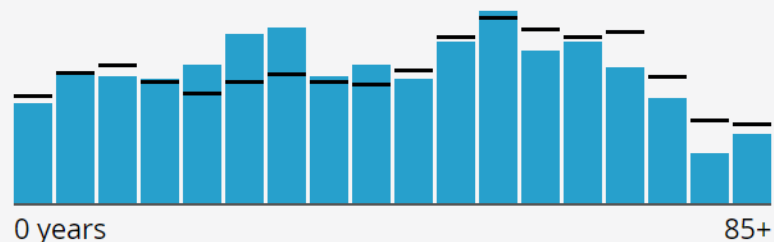
**Children in relative low income families (2021)**  
**33.9%** (n= 109)



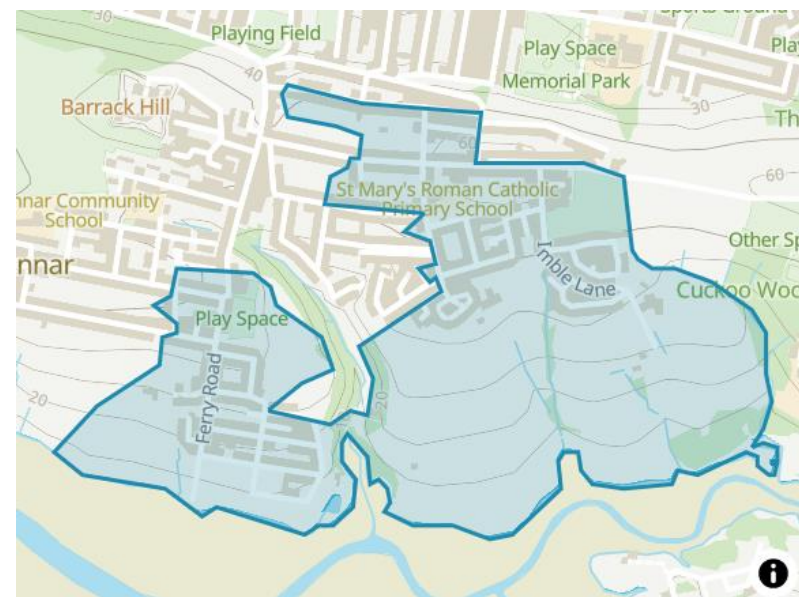
% of people aged 16+ with no qualifications  
**23.0%** (18.8%)

## Age profile

**Pembroke Dock: Central** — (Pembrokeshire)



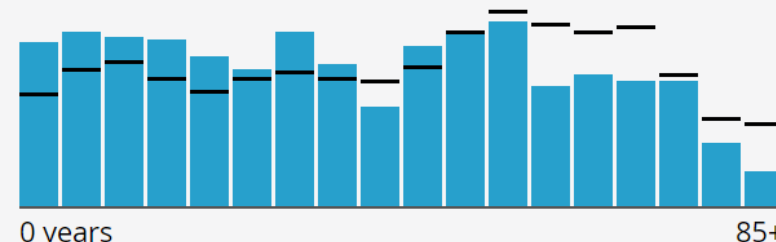
% of all people, 5 year age bands



<b>Population</b> <b>1,700</b> <small>123,400 people in Pembrokeshire Rounded to the nearest 100 people</small>	<b>Number of Households</b> <b>750</b> <small>55,500 households in Pembrokeshire Rounded to the nearest 100 people</small>	<b>Households <u>not</u> in Deprivation</b> <b>36.9%</b> (45.9%)	<b>People in poor or very poor general health</b> <b>8.1%</b> (6.8%)
<b>Employed</b> <b>50.7%</b> (51.5%)	<b>Unemployed</b> <b>4.5%</b> (2.7%)	<b>Economically Inactive</b> <b>44.9%</b> (45.8%)	<b>People providing unpaid care</b> <b>11.3%</b> (10.9%)

## Age profile

**Pembroke Dock: Pannar 1** — (Pembrokeshire)



% of all people, 5 year age bands



**Females- 53.2%** (51.3%)  
**Males – 46.8%** (48.7%)



**23.3%** (22.0%)  
**Disabled under the Equality Act**



**19.2%** (26.3%) **aged 65+**  
**1.4%** (3.3%) **aged 85+**  
**33.1%** (25.5%) **<24 Yrs.**



% of people aged three years and over that can speak Welsh  
**MSOA 7.8%**  
**Pembrokeshire 17.2%**



**BAME 1.7%** (2.0%)  
**White 97.8%** (97.6%)  
**Oth Ethnic Grp 0.5%** (0.3%)  
**Born outside the UK 4.3%** (4.8%)



**48.2%** (31.2%)  
**households in Private and social rented sector**



**Children in relative low income families (2021)**  
**37.1%** (n= 246)

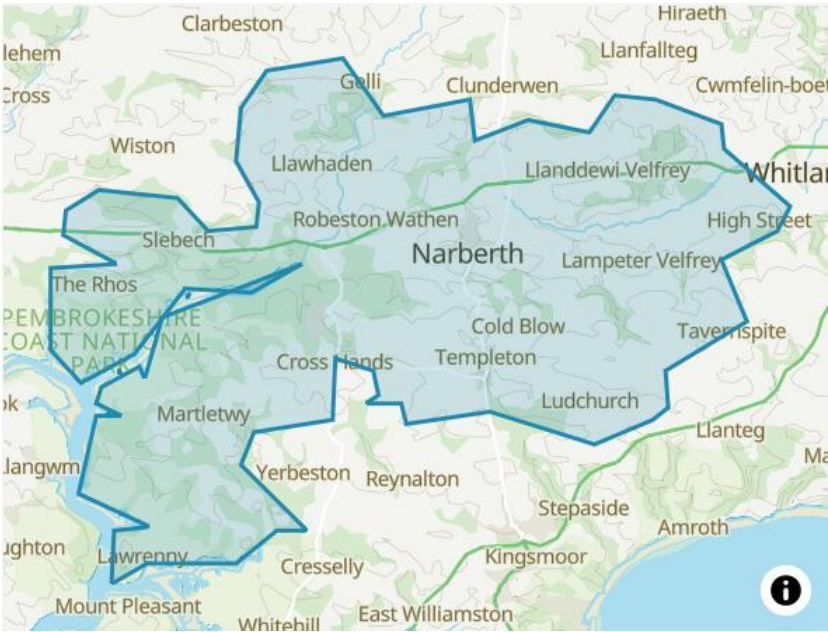


% of people aged 16+ with no qualifications  
**23.7%** (18.8%)

# Socio-Demographic/Economic Profiles by Middle Super Output Area (MSOA):

- Narberth
- Neyland
- Pembroke Dock
- Pembroke East
- Pembroke West
- Saundersfoot
- Tenby





**Population**  
**7,000**

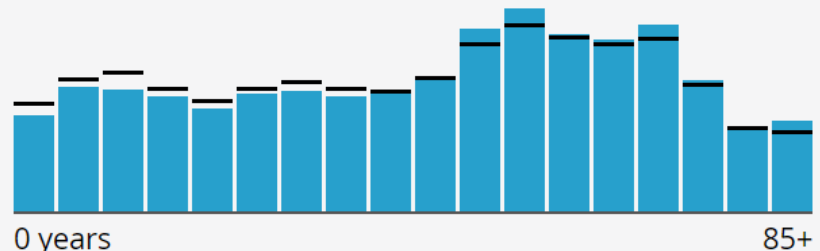
123,400 people in Pembrokeshire  
Rounded to the nearest 100 people

**Number of Households**  
**3,100**

55,500 households in Pembrokeshire  
Rounded to the nearest 100 households

## Age profile

■ Narberth — (Pembrokeshire)




0 years  
% of all people, 5 year age bands



**Females- 51.4%** (51.3%)  
**Males – 48.6%** (48.7%)



**20.5%** (22.0%)  
**Disabled under**  
**the Equality Act**



**20.7%** (26.3%) **aged 65+**  
**3.8%** (3.3%) **aged 85+**  
**23.4%** (25.5%) **<24 Yrs.**



**BAME 1.7%** (2.0%)  
**White 97.9%** (97.6%)  
**Other Ethnic Group**  
**0.4%** (0.3%)  
**Born outside the UK**  
**4.2%** (4.8%)



% of people aged three years  
and over that can speak Welsh

**MSOA 19.1%**  
**Pembrokeshire**  
**17.2%**

**Working aged people in**  
**EMPLOYMENT DERIVATION**  
**6.0%**

**People in INCOME**  
**DEPRIVATION**  
**10.0%**

**Adults aged 25-64 with NO**  
**QUALIFICATIONS**  
**19.5%** (18.8%)

**EMPLOYED**  
**47.1%** (51.5%)

**People in OVERCROWDED**  
**HOUSEHOLDS**  
**4.07%**

**HOUSEHOLD TENURE:**  
**RENTED (All)**  
**23.9%** (32.7%)

**People with a LIMITING**  
**LONG-TERM ILLNESS**  
**19.2%**

**PREMATURE DEATH RATE**  
**(per 100K)**  
**306.5**

**SOURCE:** Welsh Index of Multiple  
Deprivation (2019)  
ONS, 2021 Census  
ONS, Children in Low Income Families,  
2022  
Carmarthenshire Ave in (%) where  
available

**Percent of children (under 16 years) living in relative low-income families (ONS 2015- 2021)**

**LAMPETER VELFREY**  
**26.0%** (66 Children)

**MERTLEWY**  
**27.8%** (68 Children)

**NARBERTH**  
**20.9%** (92 Children)

**NARBERTH (RURAL)**  
**19.1%** (41 Children)

**UNEMPLOYED**  
**2.0%** (2.7%)

**ECONOMICALLY INACTIVE**  
**50.9%** (45.8%)

**Likelihood of POOR-**  
**QUALITY HOUSING**  
**23.0%**

**Households NOT DEPRIVED**  
**any dimension\***  
**46.7%** (46.0%)

**People in bad or very bad**  
**GENERAL HEALTH**  
**6.8%** (6.8%)

**GP recorded CHRONIC**  
**CONDITION**  
**12.5%**

**GP recorded MENTAL**  
**HEALTH CONDITION**  
**20.8%**

**CANCER INCIDENCE rate**  
**per 100K**  
**543.8**

**Provision of**  
**UNPAID CARE**  
**10.5%** (10.9%)

**Children aged 4-5 who are**  
**OBESE.**  
**10.4%**

★ The dimensions of deprivation used to classify households include **EDUCATION** (no one has level 2 qualifications); **EMPLOYMENT** (if any household member is unemployed/ economically inactive due to long-term sickness or disability); **HEALTH** (any person in the household has general health that is bad or very bad or is identified as disabled); **HOUSING** (household accommodation is either overcrowded, in a shared dwelling, or has no central heating).





**Population**  
**8,300**

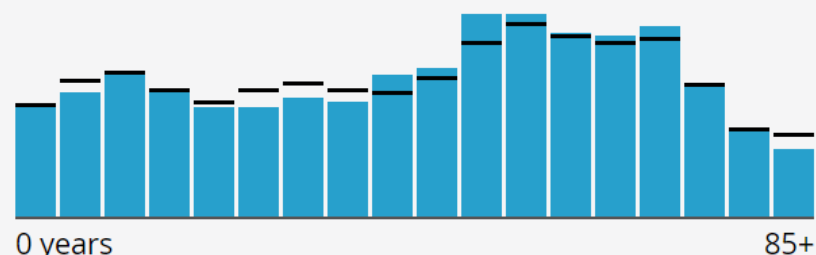
123,400 people in Pembrokeshire  
Rounded to the nearest 100 people

**Number of Households**  
**3,700**

55,500 households in Pembrokeshire  
Rounded to the nearest 100 households

## Age profile

■ Neyland, Burton, Llangwm — (Pembrokeshire)




0 years  
% of all people, 5 year age bands



**Females- 51.6%** (51.3%)  
**Males – 48.4%** (48.7%)



**21.5%** (22.0%)  
**Disabled under**  
**the Equality Act**



**26.4%** (26.3%) **aged 65+**  
**2.7%** (3.3%) **aged 85+**  
**24.5%** (25.5%) **<24 Yrs.**



**BAME 1.3%** (2.0%)  
**White 98.4%** (97.6%)  
**Other Ethnic Group**  
**0.3%** (0.3%)  
**Born outside the UK**  
**3.8%** (4.8%)



% of people aged three years  
and over that can speak Welsh

**MSOA 9.1%**  
**Pembrokeshire**  
**17.2%**

Working aged people in  
**EMPLOYMENT DERIVATION**  
**8.0%**

People in **INCOME**  
**DEPRIVATION**  
**12%**

Adults aged 25-64 with **NO**  
**QUALIFICATIONS**  
**16.4%** (18.8%)

**EMPLOYED**  
**51.8%** (51.5%)

People in **OVERCROWDED**  
**HOUSEHOLDS**  
**3.18%**

**HOUSEHOLD TENURE:**  
**RENTED (All)**  
**24.8%** (32.7%)

People with a **LIMITING**  
**LONG-TERM ILLNESS**  
**20.5%**

**PREMATURE DEATH RATE**  
(per 100K)  
**337.8**

**SOURCE:** Welsh Index of Multiple  
Deprivation (2019)  
ONS, 2021 Census  
ONS, Children in Low Income Families,  
2022  
Carmarthenshire Ave in (%) where  
available

Percent of children (under 16 years) living in relative low-income  
families (ONS 2015- 2021)

**BURTON**  
**12.4%** (35 Children)

**LLANGWM**  
**15.9%** (65 Children)

**NEYLAND: EAST**  
**28.5%** (105 Children)

**NEYLAND: WEST**  
**29.5%** (102 Children)

**UNEMPLOYED**  
**2.6%** (2.7%)

**ECONOMICALLY INACTIVE**  
**45.7%** (45.8%)

Likelihood of **POOR-**  
**QUALITY HOUSING**  
**16.6%**

Households **NOT DEPRIVED**  
any dimension\*  
**48.1%** (46.0%)

People in bad or very bad  
**GENERAL HEALTH**  
**6.7%** (6.8%)

GP recorded **CHRONIC**  
**CONDITION**  
**12.5%**

GP recorded **MENTAL**  
**HEALTH CONDITION**  
**21.9%**

**CANCER INCIDENCE** rate  
per 100K  
**584.9**

Provision of  
**UNPAID CARE**  
**11.5%** (10.9%)

Children aged 4-5 who are  
**OBESE.**  
**14.4%**

★ The dimensions of deprivation used to classify households include **EDUCATION** (no one has level 2 qualifications); **EMPLOYMENT** (if any household member is unemployed/ economically inactive due to long-term sickness or disability); **HEALTH** (any person in the household has general health that is bad or very bad or is identified as disabled); **HOUSING** (household accommodation is either overcrowded, in a shared dwelling, or has no central heating).



**Population**  
**9,700**

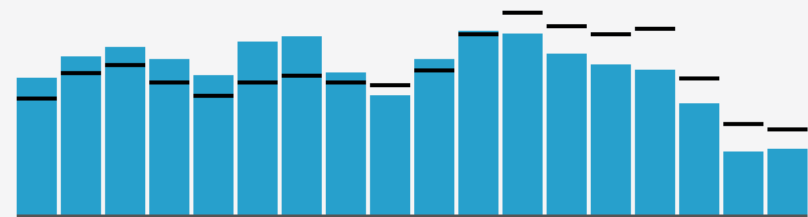
123,400 people in Pembrokeshire  
Rounded to the nearest 100 people

**Number of Households**  
**4,400**

55,500 households in Pembrokeshire  
Rounded to the nearest 100 households

## Age profile

■ Pembroke Dock — (Pembrokeshire)




0 years  
% of all people, 5 year age bands



**Females- 50.8%** (51.3%)  
**Males – 49.2%** (48.7%)



**24.5%** (22.0%)  
**Disabled under**  
**the Equality Act**



**20.6%** (26.3%) **aged 65+**  
**2.5%** (3.3%) **aged 85+**  
**29.3%** (25.5%) **<24 Yrs.**



**BAME 2.6%** (2.0%)  
**White 96.9%** (97.6%)  
**Other Ethnic Group**  
**0.5%** (0.3%)  
**Born outside the UK**  
**5.2%** (4.8%)



% of people aged three years  
and over that can speak Welsh

**MSOA 7.5%**  
**Pembrokeshire**  
**17.2%**

Working aged people in  
**EMPLOYMENT DERIVATION**  
**16.0%**

People in **INCOME**  
**DEPRIVATION**  
**23.0%**

Adults aged 25-64 with **NO**  
**QUALIFICATIONS**  
**22.5%** (18.8%)

**EMPLOYED**  
**50.7%** (51.5%)

People in **OVERCROWDED**  
**HOUSEHOLDS**  
**6.91%**

**HOUSEHOLD TENURE:**  
**RENTED (All)**  
**43.4%** (32.7%)

People with a **LIMITING**  
**LONG-TERM ILLNESS**  
**25.9%**

**PREMATURE DEATH RATE**  
(per 100K)  
**448.6**

**SOURCE:** Welsh Index of Multiple  
Deprivation (2019)  
ONS, 2021 Census  
ONS, Children in Low Income Families,  
2022  
Carmarthenshire Ave in (%) where  
available

Percent of children (under 16 years) living in relative low-income  
families (ONS 2015- 2021)

**PEMBROKE DOCK:**  
**CENTRAL**  
**33.9%** (109 Children) ↑

**PEMBROKE DOCK: LLANION**  
**33.9%** (181 Children) ↑

**PEMBROKE DOCK:**  
**MARKET**  
**24.5%** (84 Children) ↗

**PEMBROKE DOCK: PENNAR**  
**37.1%** (246 Children) ↑

**UNEMPLOYED**  
**4.3%** (2.7%)

**ECONOMICALLY INACTIVE**  
**45.1%** (45.8%)

Likelihood of **POOR-**  
**QUALITY HOUSING**  
**20.7%**

Households **NOT DEPRIVED**  
any dimension\*  
**42.3%** (46.0%)

People in bad or very bad  
**GENERAL HEALTH**  
**8.8%** (6.8%)

GP recorded **CHRONIC**  
**CONDITION**  
**15.4%**

GP recorded **MENTAL**  
**HEALTH CONDITION**  
**29.0%**

**CANCER INCIDENCE** rate  
per 100K  
**686.9**

Provision of  
**UNPAID CARE**  
**10.8%** (10.9%)

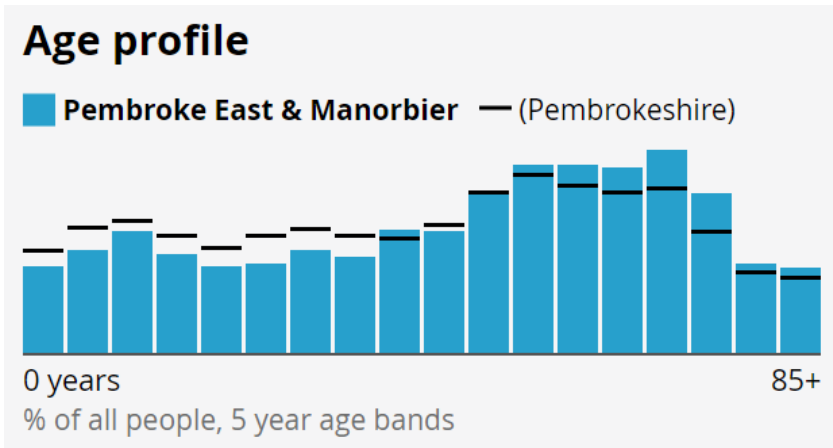
Children aged 4-5 who are  
**OBESE.**  
**14.0%**

★ The dimensions of deprivation used to classify households include **EDUCATION** (no one has level 2 qualifications); **EMPLOYMENT** (if any household member is unemployed/ economically inactive due to long-term sickness or disability); **HEALTH** (any person in the household has general health that is bad or very bad or is identified as disabled); **HOUSING** (household accommodation is either overcrowded, in a shared dwelling, or has no central heating).



**Population**  
**7,700**  
*123,400 people in Pembrokeshire  
Rounded to the nearest 100 people*

**Number of Households**  
**3,400**  
*55,500 households in Pembrokeshire  
Rounded to the nearest 100 households*



**Females- 51.4% (51.3%)**  
**Males – 48.6% (48.7%)**

**21.6% (22.0%)**  
**Disabled under the Equality Act**

**31.6% (26.3%) aged 65+**  
**3.7% (3.3%) aged 85+**  
**21.7% (25.5%) <24 Yrs.**

**BAME 1.8% (2.0%)**  
**White 98.1% (97.6%)**  
**Other Ethnic Group 0.3% (0.3%)**  
**Born outside the UK 3.7% (4.8%)**

% of people aged three years and over that can speak Welsh  
**MSOA 9.8%**  
**Pembrokeshire 17.2%**

<b>Working aged people in EMPLOYMENT DERIVATION</b> <b>7.0%</b>	percent of children (under 16 years) living in relative low-income families (ONS 2015- 2021)	
<b>People in INCOME DEPRIVATION</b> <b>10.0%</b>	<b>LAMPHEY</b> <b>23.9%</b> (47 Children)	<b>MANORBIER</b> <b>31.8%</b> (103 Children)
<b>Adults aged 25-64 with NO QUALIFICATIONS</b> <b>16.5%</b> (18.8%)	<b>PEMBROKE: ST. MICHAEL</b> <b>21.2%</b> (64 Children)	<b>CAREW</b> <b>28.1%</b> (81 Children)
<b>EMPLOYED</b> <b>49.0%</b> (51.5%)	<b>UNEMPLOYED</b> <b>1.7%</b> (2.7%)	<b>ECONOMICALLY INACTIVE</b> <b>49.3%</b> (45.8%)
<b>People in OVERCROWDED HOUSEHOLDS</b> <b>3.76%</b>	<b>Likelihood of POOR-QUALITY HOUSING</b> <b>14.7%</b>	<b>Households <u>NOT DEPRIVED</u> any dimension*</b> <b>48.5%</b> (46.0%)
<b>HOUSEHOLD TENURE: RENTED (All)</b> <b>20.5%</b> (32.7%)	<b>People in bad or very bad GENERAL HEALTH</b> <b>6.3%</b> (6.8%)	<b>GP recorded CHRONIC CONDITION</b> <b>11.3%</b>
<b>People with a LIMITING LONG-TERM ILLNESS</b> <b>18.7%</b>	<b>GP recorded MENTAL HEALTH CONDITION</b> <b>19.9%</b>	<b>CANCER INCIDENCE rate per 100K</b> <b>601.1</b>
<b>PREMATURE DEATH RATE (per 100K)</b> <b>284.5</b>	<b>Provision of UNPAID CARE</b> <b>12.0%</b> (10.9%)	<b>Children aged 4-5 who are OBESE.</b> <b>10.9%</b>
<b>SOURCE:</b> Welsh Index of Multiple Deprivation (2019) ONS, 2021 Census ONS, Children in Low Income Families, 2022 Carmarthenshire Ave in (%) where available		
* The dimensions of deprivation used to classify households include <b>EDUCATION</b> (no one has level 2 qualifications); <b>EMPLOYMENT</b> (if any household member is unemployed/ economically inactive due to long-term sickness or disability); <b>HEALTH</b> (any person in the household has general health that is bad or very bad or is identified as disabled); <b>HOUSING</b> (household accommodation is either overcrowded, in a shared dwelling, or has no central heating).		





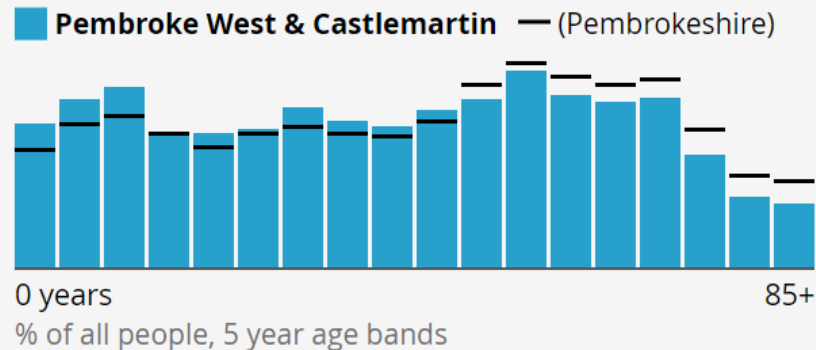
**Population**  
**7,300**

123,400 people in Pembrokeshire  
Rounded to the nearest 100 people

**Number of Households**  
**3,300**

55,500 households in Pembrokeshire  
Rounded to the nearest 100 households

## Age profile



**Females- 51.3%** (51.3%)  
**Males – 48.7%** (48.7%)



**24.2%** (22.0%)  
**Disabled under**  
**the Equality Act**



**22.2%** (26.3%) **aged 65+**  
**2.4%** (3.3%) **aged 85+**  
**28.9%** (25.5%) **<24 Yrs.**



**BAME 2.1%** (2.0%)  
**White 97.7%** (97.6%)  
**Other Ethnic Group**  
**0.3%** (0.3%)  
**Born outside the UK**  
**4.2%** (4.8%)



% of people aged three years  
and over that can speak Welsh  
**MSOA 8.2%**  
**Pembrokeshire**  
**17.2%**

Working aged people in  
**EMPLOYMENT DERIVATION**  
**6.0%**

People in **INCOME**  
**DEPRIVATION**  
**22.0%**

Adults aged 25-64 with **NO**  
**QUALIFICATIONS**  
**19.5%** (18.8%)

**EMPLOYED**  
**49.0%** (51.5%)

People in **OVERCROWDED**  
**HOUSEHOLDS**  
**6.01%**

**HOUSEHOLD TENURE:**  
**RENTED (All)**  
**45.1%** (32.7%)

People with a **LIMITING**  
**LONG-TERM ILLNESS**  
**22.4%**

**PREMATURE DEATH RATE**  
(per 100K)  
**430.3**

**SOURCE:** Welsh Index of Multiple  
Deprivation (2019)  
ONS, 2021 Census  
ONS, Children in Low Income Families,  
2022  
Carmarthenshire Ave in (%) where  
available

Percent of children (under 16 years) living in relative low-income  
families (ONS 2015- 2021)

**HUNDLETON**  
**35.8%** (82 Children)

**PEMBROKE: MONKTON**  
**44.5%** (191 Children)

**PEMBROKE: ST MARY N.**  
**33.1%** (179 Children)

**PEMBROKE: ST MARY S.**  
**19.5%** (45 Children)

**UNEMPLOYED**  
**3.8%** (2.7%)

**ECONOMICALLY INACTIVE**  
**47.1%** (45.8%)

Likelihood of **POOR-**  
**QUALITY HOUSING**  
**16.2%**

Households **NOT DEPRIVED**  
any dimension\*  
**42.3%** (46.0%)

People in bad or very bad  
**GENERAL HEALTH**  
**8.2%** (6.8%)

GP recorded **CHRONIC**  
**CONDITION**  
**14.1%**

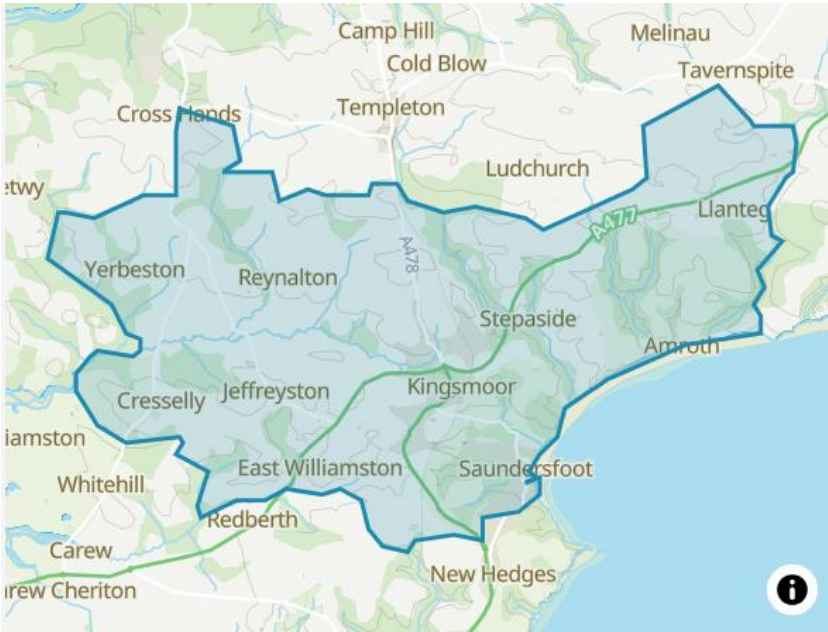
GP recorded **MENTAL**  
**HEALTH CONDITION**  
**27.1%**

**CANCER INCIDENCE** rate  
per 100K  
**591.3**

Provision of  
**UNPAID CARE**  
**11.5%** (10.9%)

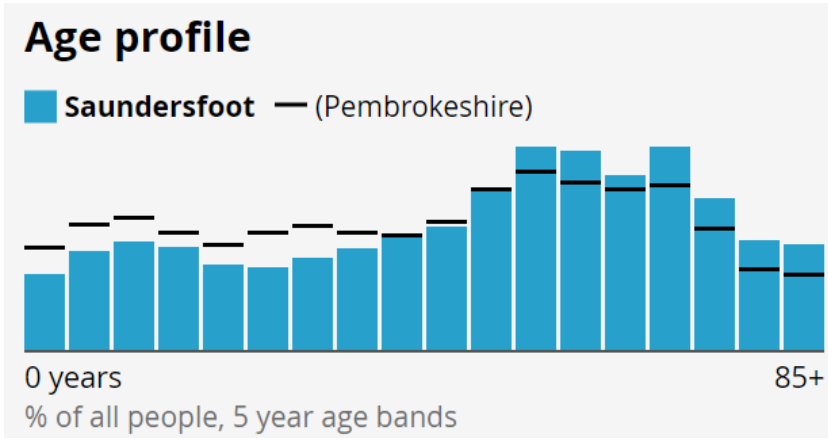
Children aged 4-5 who are  
**OBESE.**  
**14.3%**

★ The dimensions of deprivation used to classify households include **EDUCATION** (no one has level 2 qualifications); **EMPLOYMENT** (if any household member is unemployed/economically inactive due to long-term sickness or disability); **HEALTH** (any person in the household has general health that is bad or very bad or is identified as disabled); **HOUSING** (household accommodation is either overcrowded, in a shared dwelling, or has no central heating).



**Population**  
**8,300**  
*123,400 people in Pembrokeshire  
 Rounded to the nearest 100 people*

**Number of Households**  
**3,800**  
*55,500 households in Pembrokeshire  
 Rounded to the nearest 100 households*



**Females- 51.1% (51.3%)**  
**Males – 48.9% (48.7%)**

**23.4% (22.0%)**  
**Disabled under the Equality Act**

**32.5% (26.3%) aged 65+**  
**4.6% (3.3%) aged 85+**  
**20.5% (25.5%) <24 Yrs.**

**BAME 2.0% (2.0%)**  
**White 97.6% (97.6%)**  
**Other Ethnic Group 0.3% (0.3%)**  
**Born outside the UK 5.0% (4.8%)**

% of people aged three years and over that can speak Welsh

**MSOA 10.9%**  
**Pembrokeshire 17.2%**

<b>Working aged people in EMPLOYMENT DERIVATION</b> <b>8.0%</b>	<b>Percent of children (under 16 years) living in relative low-income families (ONS 2015- 2021)</b>	
<b>People in INCOME DEPRIVATION</b> <b>12.0%</b>	<b>AMROTH</b> <b>29.7%</b> (49 Children)	<b>EAST WILLIAMSTON</b> <b>24.1%</b> (95 Children)
<b>Adults aged 25-64 with NO QUALIFICATIONS</b> <b>19.5%</b> (18.8%)	<b>KILGETTY</b> <b>34.7%</b> (120 Children)	<b>SAUNDERSFOOT</b> <b>17.9%</b> (50 Children)
<b>EMPLOYED</b> <b>47.1%</b> (51.5%)	<b>UNEMPLOYED</b> <b>2.0%</b> (2.7%)	<b>ECONOMICALLY INACTIVE</b> <b>50.9%</b> (45.8%)
<b>People in OVERCROWDED HOUSEHOLDS</b> <b>5.14%</b>	<b>Likelihood of POOR-QUALITY HOUSING</b> <b>15.1%</b>	<b>Households <u>NOT</u> DEPRIVED any dimension*</b> <b>46.7%</b> (46.0%)
<b>HOUSEHOLD TENURE: RENTED (All)</b> <b>23.9%</b> (32.7%)	<b>People in bad or very bad GENERAL HEALTH</b> <b>6.8%</b> (6.8%)	<b>GP recorded CHRONIC CONDITION</b> <b>14.3%</b>
<b>People with a LIMITING LONG-TERM ILLNESS</b> <b>20.1%</b>	<b>GP recorded MENTAL HEALTH CONDITION</b> <b>19.0%</b>	<b>CANCER INCIDENCE rate per 100K</b> <b>603.0</b>
<b>PREMATURE DEATH RATE (per 100K)</b> <b>335.8</b>	<b>Provision of UNPAID CARE</b> <b>10.5%</b> (10.9%)	<b>Children aged 4-5 who are OBESE.</b> <b>11.7%</b>
<p><b>SOURCE:</b> Welsh Index of Multiple Deprivation (2019)          ONS, 2021 Census          ONS, Children in Low Income Families, 2022          Carmarthenshire Ave in (%) where available</p>		
<p>★ The dimensions of deprivation used to classify households include <b>EDUCATION</b> (no one has level 2 qualifications); <b>EMPLOYMENT</b> (if any household member is unemployed/ economically inactive due to long-term sickness or disability); <b>HEALTH</b> (any person in the household has general health that is bad or very bad or is identified as disabled); <b>HOUSING</b> (household accommodation is either overcrowded, in a shared dwelling, or has no central heating).</p>		





**Population**  
**5,800**

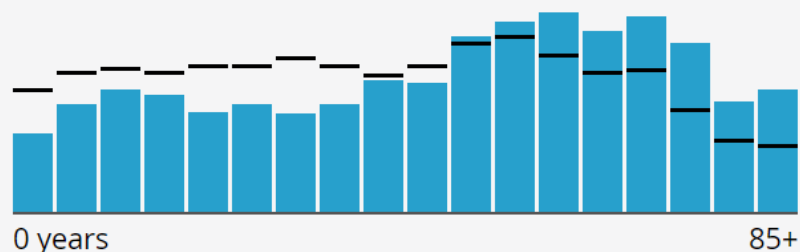
123,400 people in Pembrokeshire  
Rounded to the nearest 100 people

**Number of Households**  
**2,80**

55,500 households in Pembrokeshire  
Rounded to the nearest 100 households

## Age profile

■ Tenby & Caldey — (Wales)



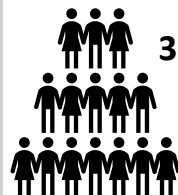
0 years  
% of all people, 5 year age bands



**Females- 52.5%** (51.3%)  
**Males – 47.5%** (48.7%)



**22.7%** (22.0%)  
**Disabled under**  
**the Equality Act**



**31.8%** (26.3%) **aged 65+**  
**5.0%** (3.3%) **aged 85+**  
**21.5%** (25.5%) **<24 Yrs.**



**BAME 2.1%** (2.0%)  
**White 97.6%** (97.6%)  
**Other Ethnic Group**  
**0.4%** (0.3%)  
**Born outside the UK**  
**6.0%** (4.8%)



% of people aged three years  
and over that can speak Welsh  
**MSOA 11.9%**  
**Pembrokeshire**  
**17.2%**

**Working aged people in**  
**EMPLOYMENT**  
**DERIVATION**  
**7.0%**

Percent of children (under 16 years) living in relative low-income  
families (ONS 2015- 2021)

People in **INCOME**  
**DEPRIVATION**  
**11.0%**

**PENALLY**  
**21.6%** (51 Children)

**TENBY NORTH**  
**31.1%** (88 Children)

Adults aged 25-64 with **NO**  
**QUALIFICATIONS**  
**21.1%** (18.8%)

**TENBY SOUTH**  
**32.9%** (99 Children)

**EMPLOYED**  
**47.7%** (51.5%)

**UNEMPLOYED**  
**2.6%** (2.7%)

**ECONOMICALLY INACTIVE**  
**49.7%** (45.8%)

People in **OVERCROWDED**  
**HOUSEHOLDS**  
**3.94%**

Likelihood of **POOR-**  
**QUALITY HOUSING**  
**16.7%**

Households **NOT DEPRIVED**  
any dimension\*  
**45.6%** (46.0%)

**HOUSEHOLD TENURE:**  
**RENTED (All)**  
**35.8%** (32.7%)

People in bad or very bad  
**GENERAL HEALTH**  
**7.4%** (6.8%)

GP recorded **CHRONIC**  
**CONDITION**  
**12.4%**

People with a **LIMITING**  
**LONG-TERM ILLNESS**  
**19.9%**

GP recorded **MENTAL**  
**HEALTH CONDITION**  
**22.0%**

**CANCER INCIDENCE rate**  
per 100K  
**646.0**

**PREMATURE DEATH RATE**  
(per 100K)  
**326.0**

Provision of  
**UNPAID CARE**  
**10.9%** (10.9%)

Children aged 4-5 who are  
**OBESE.**  
**11.3%**

**SOURCE:** Welsh Index of Multiple  
Deprivation (2019)  
ONS, 2021 Census  
ONS, Children in Low Income Families,  
2022  
Carmarthenshire Ave in (%) where  
available

★ The dimensions of deprivation used to classify households include **EDUCATION** (no one has level 2 qualifications); **EMPLOYMENT** (if any household member is unemployed/ economically inactive due to long-term sickness or disability); **HEALTH** (any person in the household has general health that is bad or very bad or is identified as disabled); **HOUSING** (household accommodation is either overcrowded, in a shared dwelling, or has no central heating).

# **APPENDIX:**

## **MORBIDITY & MORTALITY DATA FOR SEPCIFIC CONDITIONS**

Where available data are presented at Primary Care Cluster level, Upper Super Output Area (USOA) or Middle Super Output Area (MSOA).

The coloured arrow on each map indicates the Hywel Dda trend for the period 2012/13 – 2021/22

Quality Assurance and Improvement Framework (QAIF) disease registers by local health board, cluster and GP practice

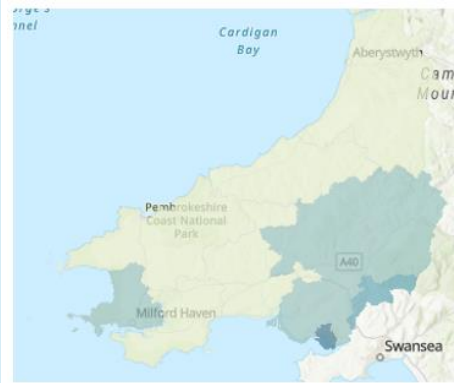
Measure: Prevalence rate (%)

Year: 2021-22

	Asthma	Atrial fibrillation	Cancer	Chronic obstructive pulmonary disease	Secondary prevention of coronary heart disease	Dementia	Diabetes mellitus (patients aged 17+)	Epilepsy (patients aged 18+)	Heart failure	Hypertension	Learning disability	Mental health	Obesity (patients aged 16+)	Osteoporosis (patients aged 50+)	Palliative care	Rheumatoid Arthritis (patients aged 16+)	Stroke and transient ischaemic attack
Wales	7.15	2.49	3.39	2.24	3.47	0.70	7.97	0.96	1.17	15.73	0.49	1.03	11.83	0.58	0.30	0.90	2.15
Hywel Dda University Health Board	7.22	3.12	3.73	2.30	3.95	0.76	8.38	0.99	1.30	16.79	0.54	1.03	11.58	0.46	0.37	1.15	2.41
South Pembrokeshire	7.33	3.76	4.65	2.35	3.95	0.84	9.34	0.94	1.42	19.10	0.55	1.09	12.62	0.58	0.38	1.42	2.73
Argyle Medical Group	7.35	3.44	4.26	2.62	3.69	0.67	9.81	0.95	1.25	17.72	0.56	1.19	14.45	0.07	0.28	1.22	2.48
Tenby Surgery	6.64	4.05	4.97	3.00	4.06	0.78	7.93	0.80	1.40	17.35	0.31	1.23	9.87	0.12	0.39	1.18	2.59
Saundersfoot Medical Centre	7.30	4.84	5.97	1.96	4.78	1.49	9.64	1.05	2.40	23.96	0.50	1.09	13.83	2.44	0.28	2.11	3.63
Narberth Surgery	7.20	3.74	4.05	1.45	3.69	0.84	8.68	0.89	1.00	19.61	0.32	0.90	10.26	0.52	0.76	1.16	2.60
Neyland Health Centre	8.35	2.91	4.49	2.52	3.84	0.52	9.72	0.96	1.08	17.64	1.20	0.81	10.46	0.14	0.34	1.72	2.49

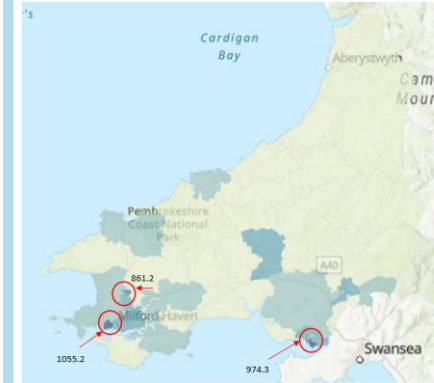

# RESPIRATORY DISEASE

(Where available data are presented at Primary Care Cluster level or Upper Super Output Area USOA).



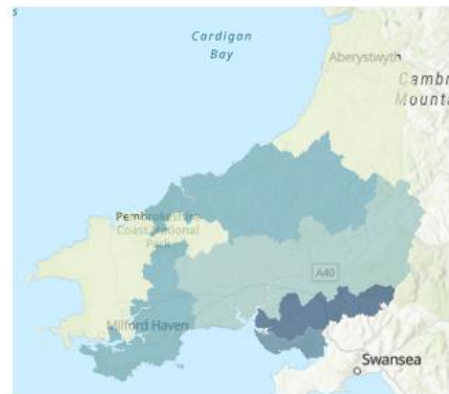
USOA (Census 2011 based)

All Respiratory Diseases, Death Rates (Age-standardised) per 100k pop, Persons, All Ages|2020



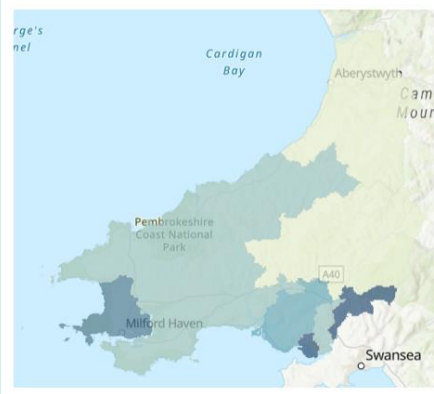

MSOA (Census 2011 based)

All Respiratory Diseases, Emergency Admission Rates (Age-standardised) per 100k pop, Persons, All Ages|2020/21



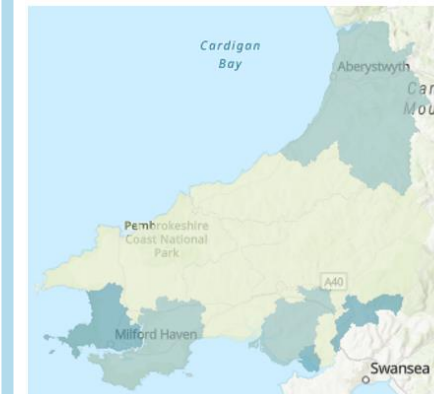

Primary Care Clusters

Asthma, Prevalence (Percent) by Register|2019/20



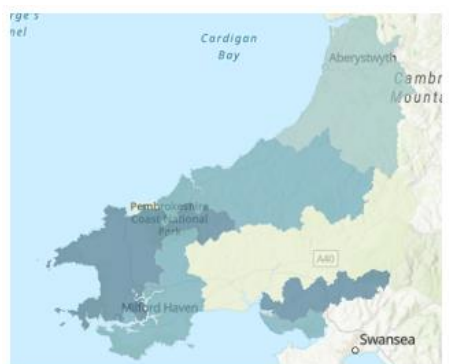

USOA (Census 2011 based)

Chronic Obstructive Pulmonary Disease (COPD), Death Rates (Age-standardised) per 100k pop, Persons, All Ages|2020



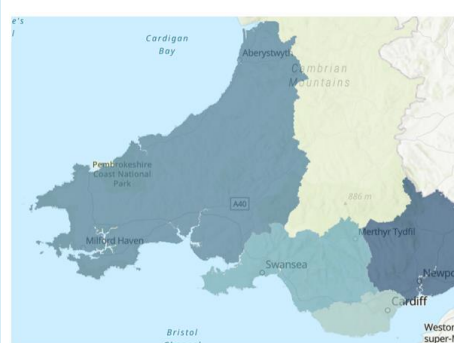

USOA (Census 2011 based)

Chronic Obstructive Pulmonary Disease (COPD), Emergency Admission Rates (Age-standardised) per 100k pop, Persons, All Ages|2020/21



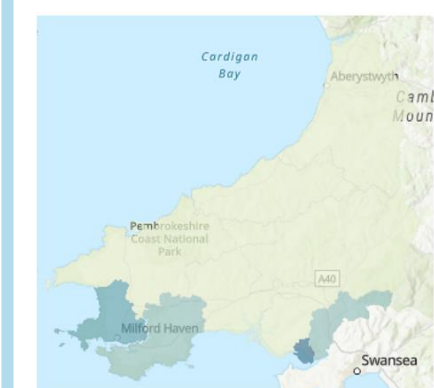
Primary Care Clusters

Chronic Obstructive Pulmonary Disease (COPD), Prevalence (Percent) by Register|2019/20




Local Health Board (Apr 19)

Asthma, Death Rates (Age-standardised) per 100k pop 3 Yr avg, Persons, All Ages|2019 - 21



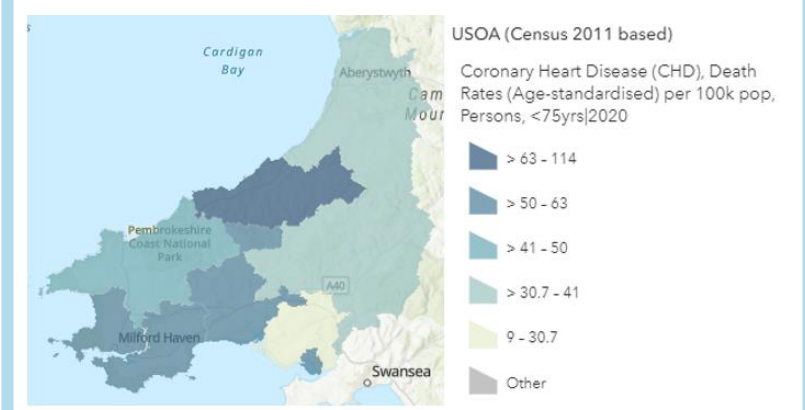
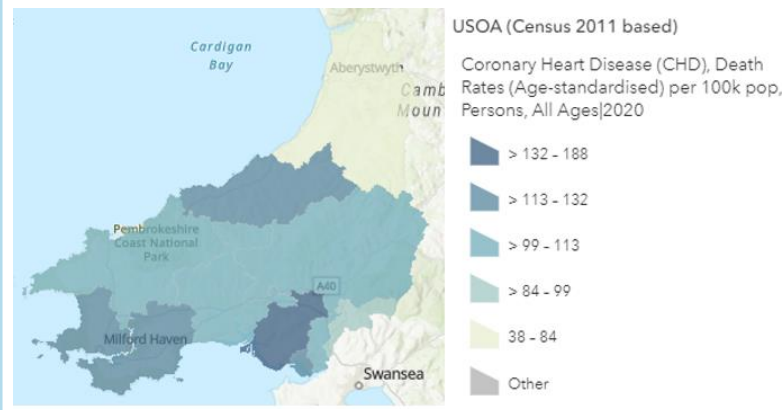
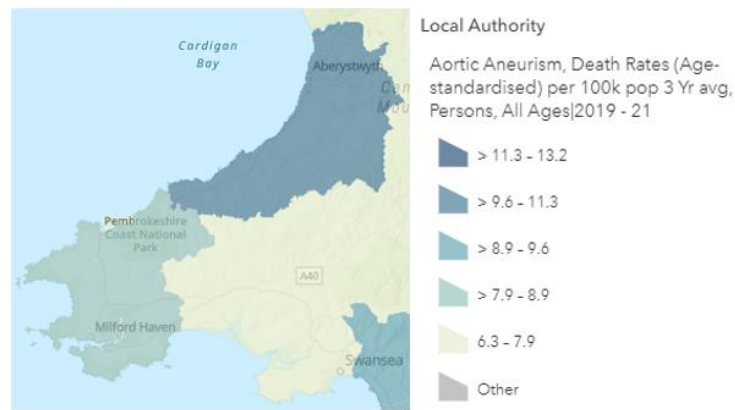
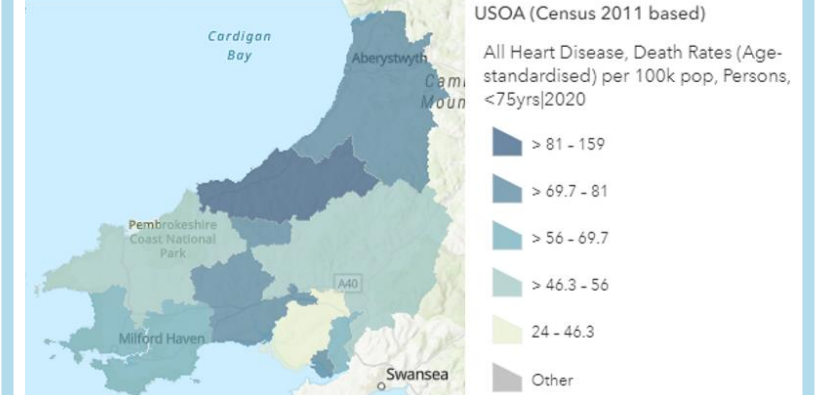
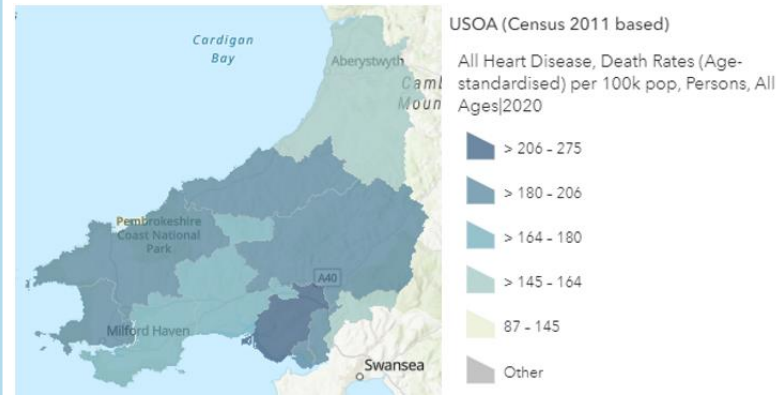
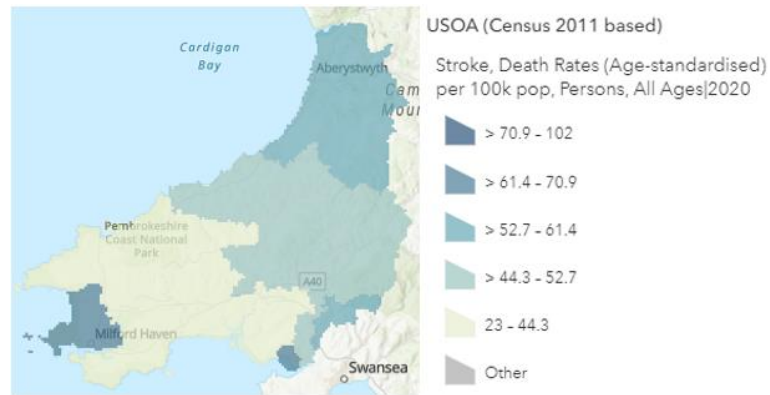
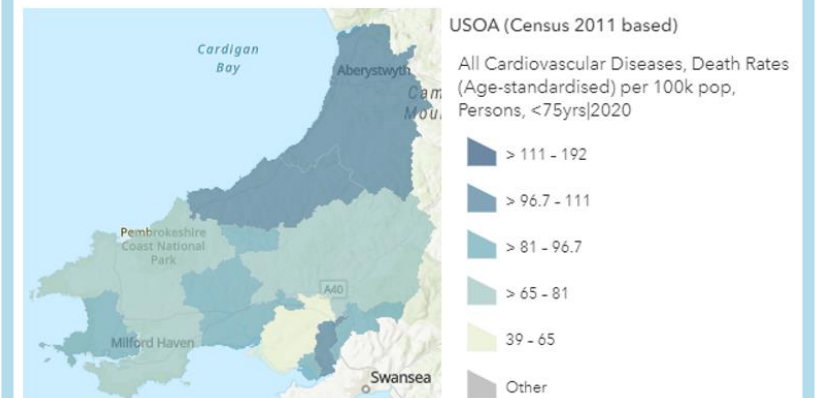
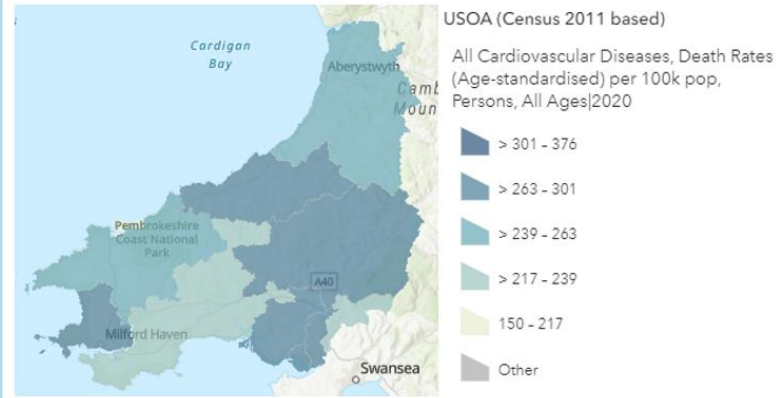
USOA (Census 2011 based)

Asthma, Emergency Admission Rates (Age-standardised) per 100k pop, Persons, All Ages|2020/21



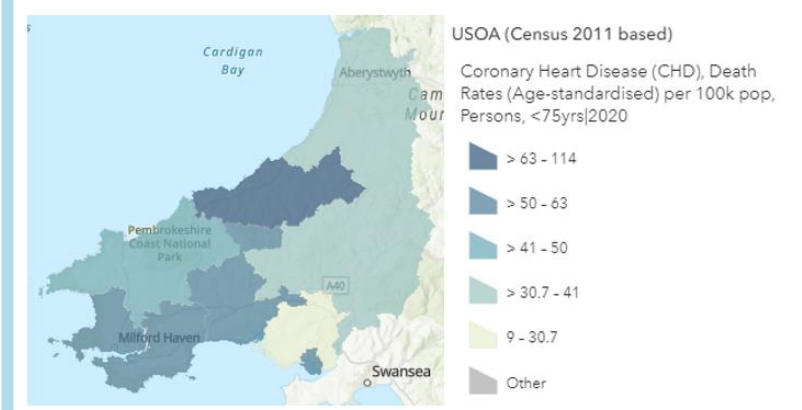
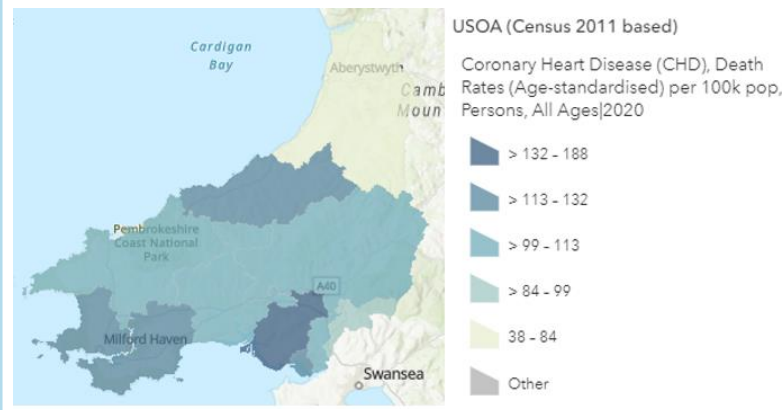
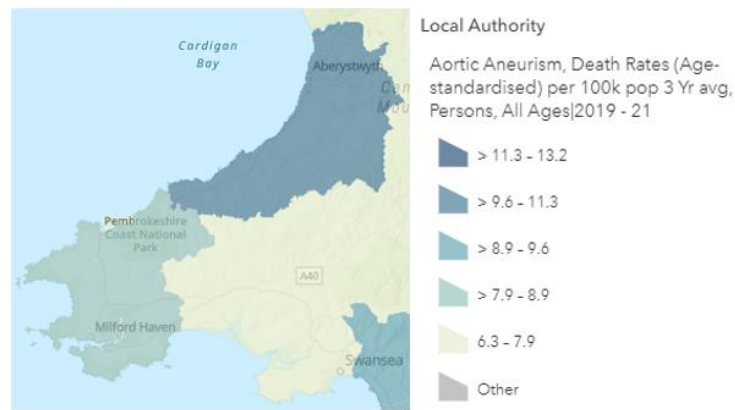
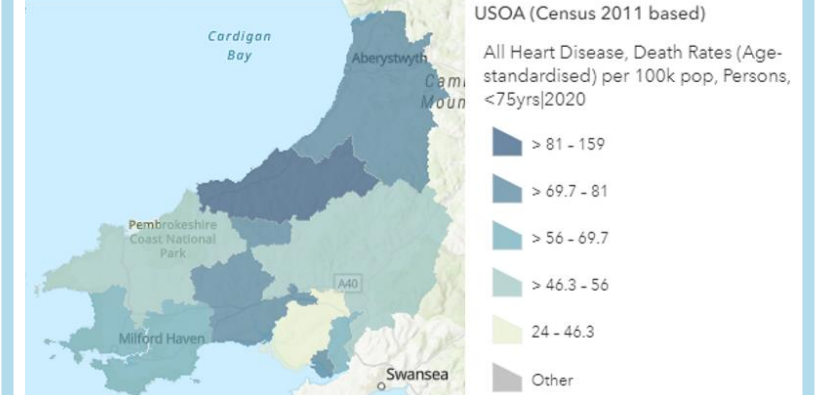
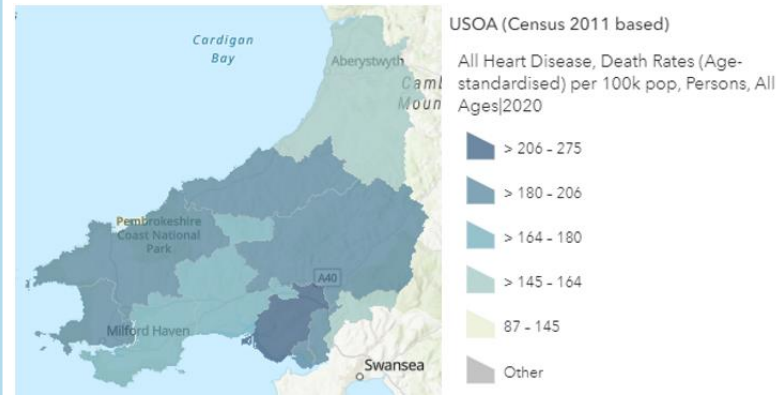
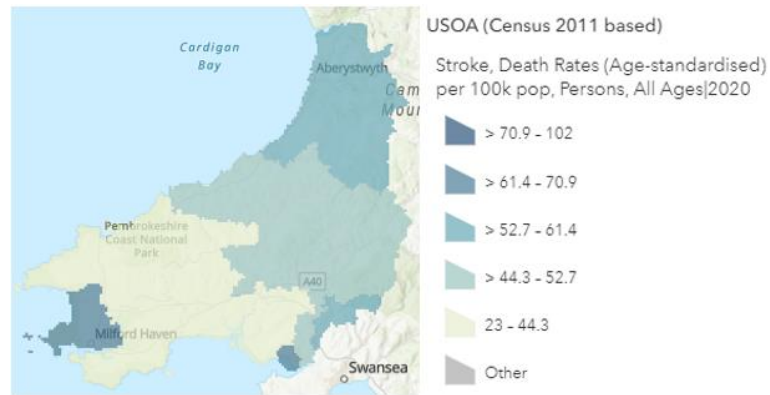
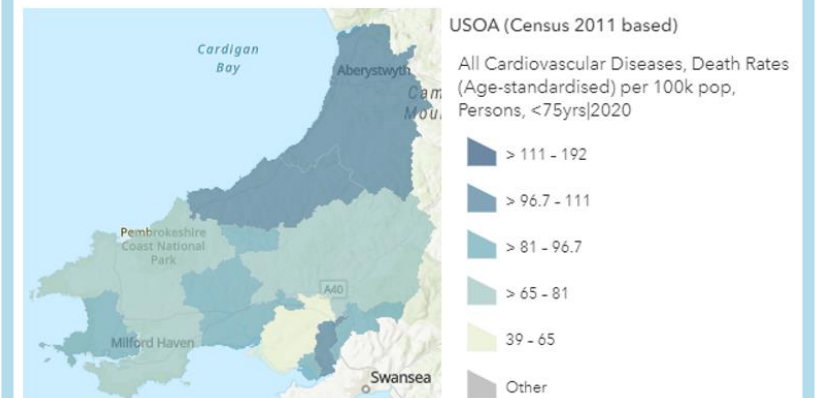
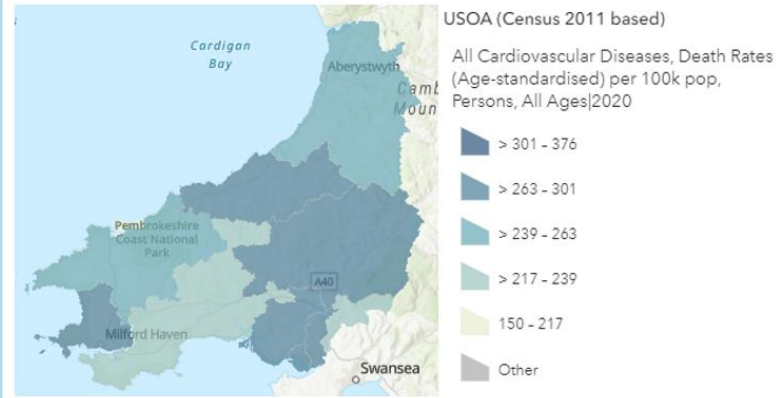


# CARDIOVASCULAR DISEASE

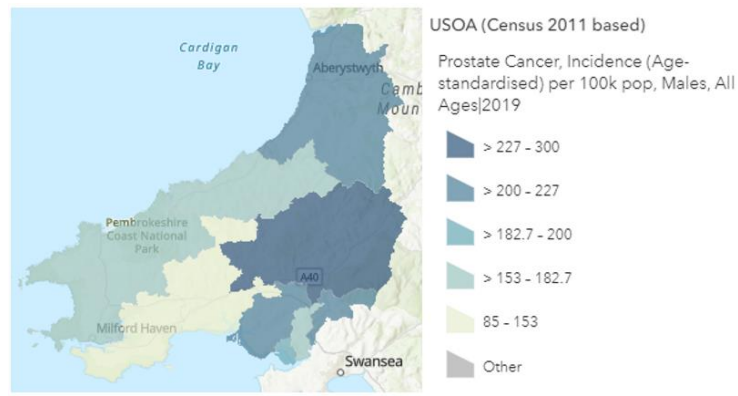
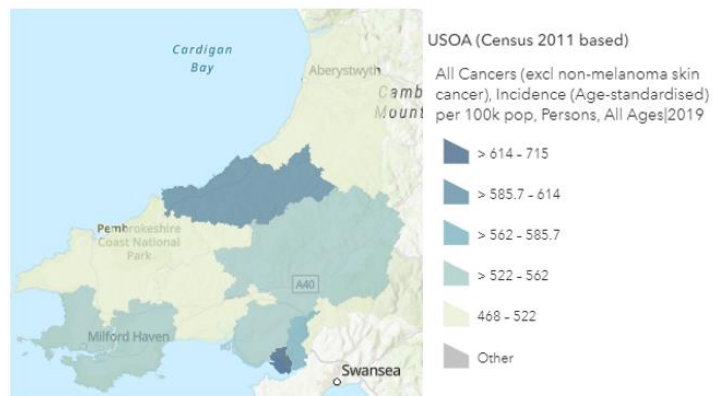
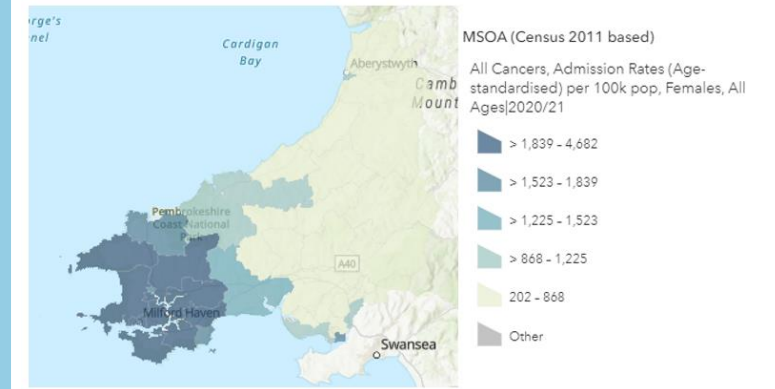
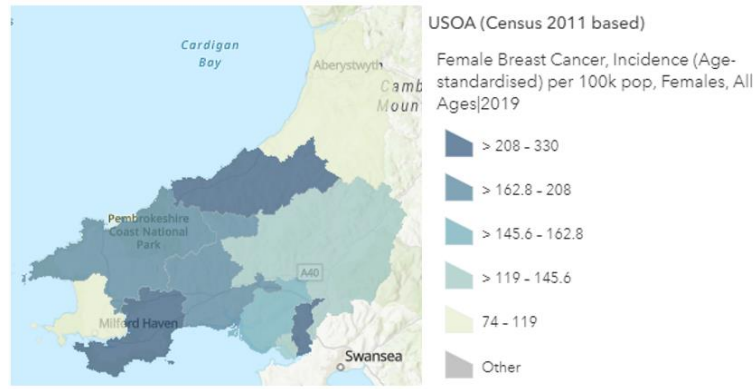
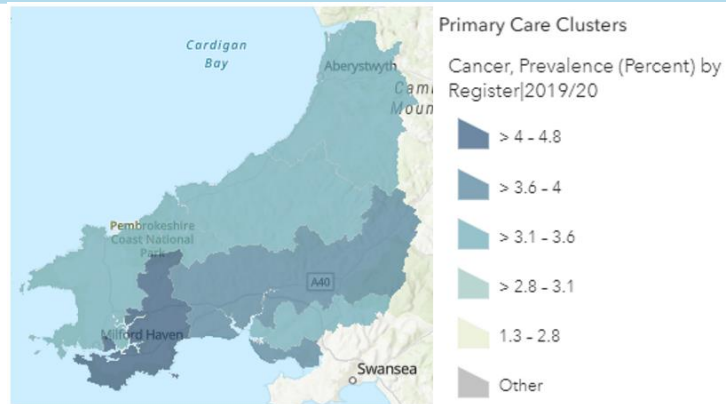
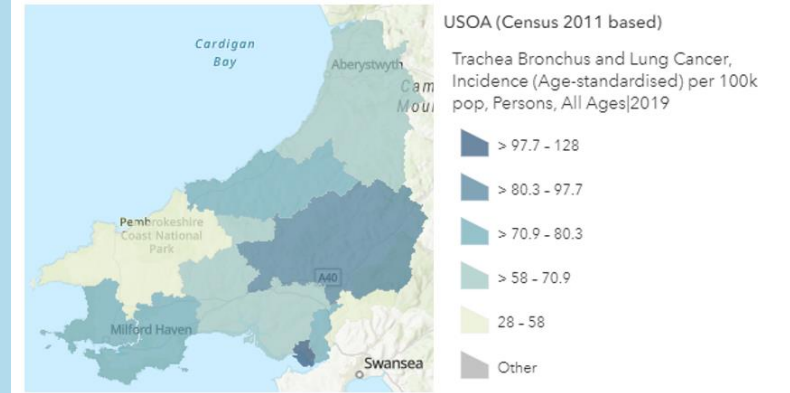
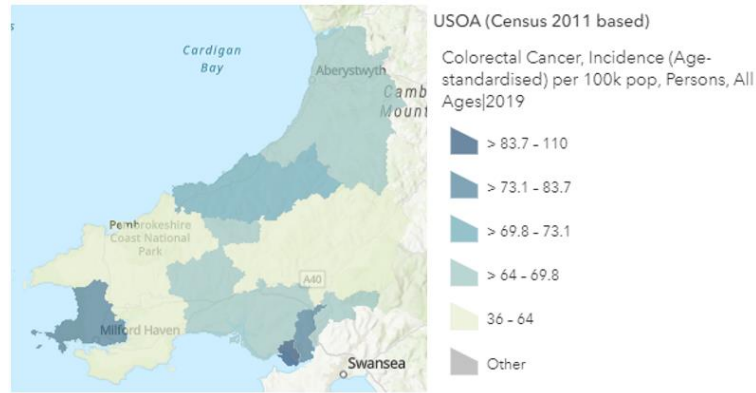




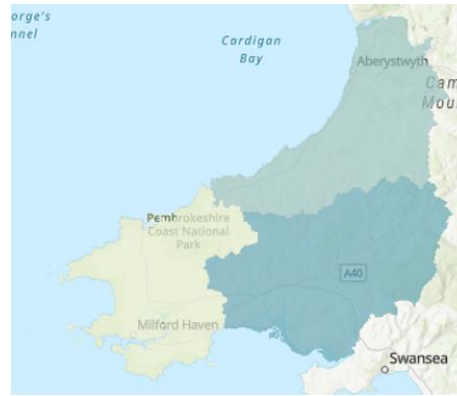
# CARDIOVASCULAR DISEASE



# CANCER INCIDENCE

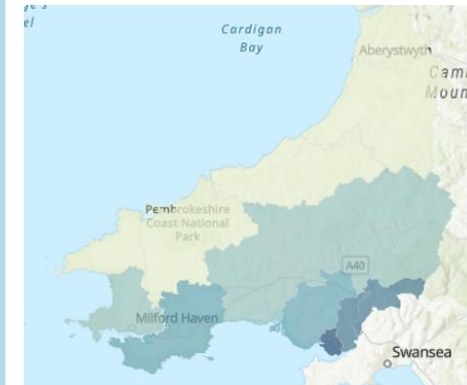



# CANCER MORTALITY



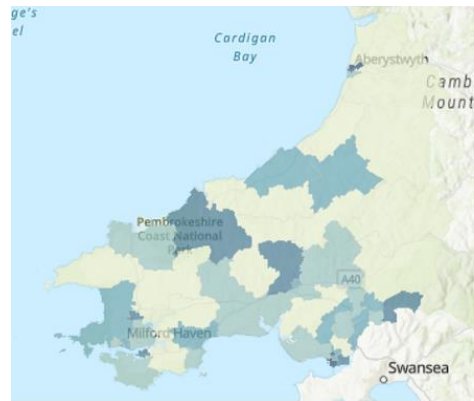

## Local Authority

Colorectal Cancer, Death Rates (Age-standardised) per 100k pop 3 Yr avg, Persons, All Ages[2019 - 21]



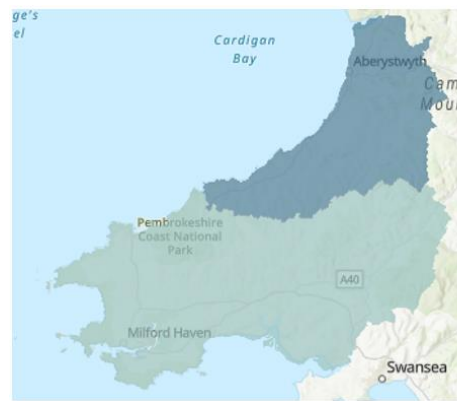

## USOA (Census 2011 based)

Trachea Bronchus and Lung Cancer, Death Rates (Age-standardised) per 100k pop 3 Yr avg, Persons, All Ages[2018 - 20]



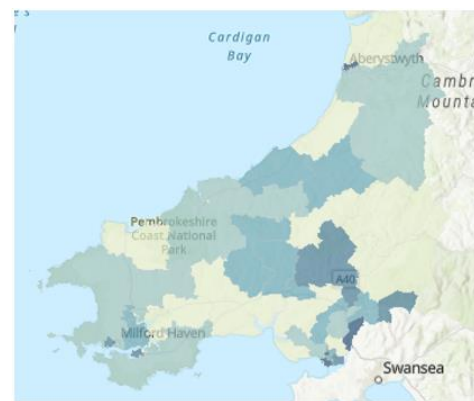

## MSOA (Census 2011 based)

All Cancers, Death Rates (Age-standardised) per 100k pop 3 Yr avg, Persons, All Ages[2018 - 20]




## Local Authority

Female Breast Cancer, Death Rates (Age-standardised) per 100k pop 3 Yr avg, Females, All Ages[2019 - 21]



## MSOA (Census 2011 based)

All Cancers, Death Rates (Age-standardised) per 100k pop 3 Yr avg, Persons, <75[2018 - 20]

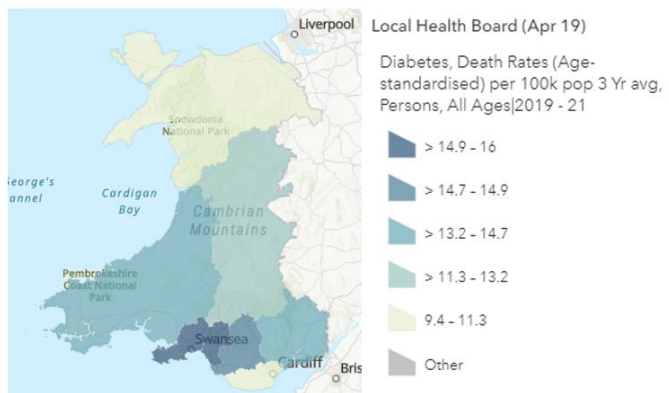
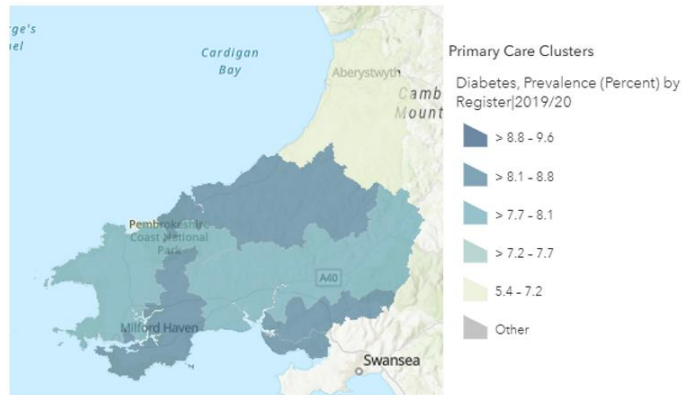


## Local Authority

Prostate Cancer, Death Rates (Age-standardised) per 100k pop 3 Yr avg, Males, All Ages[2019 - 21]

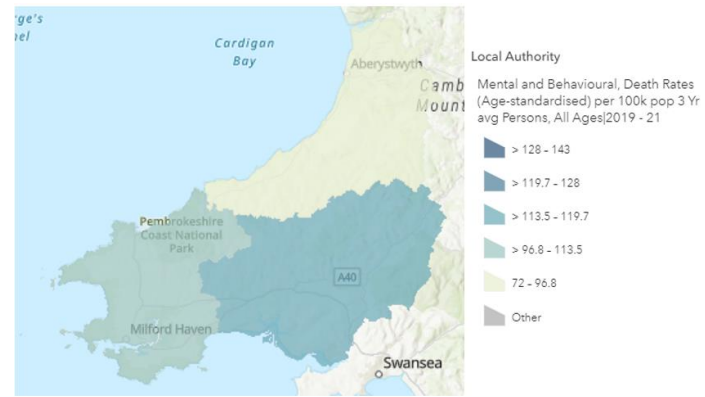
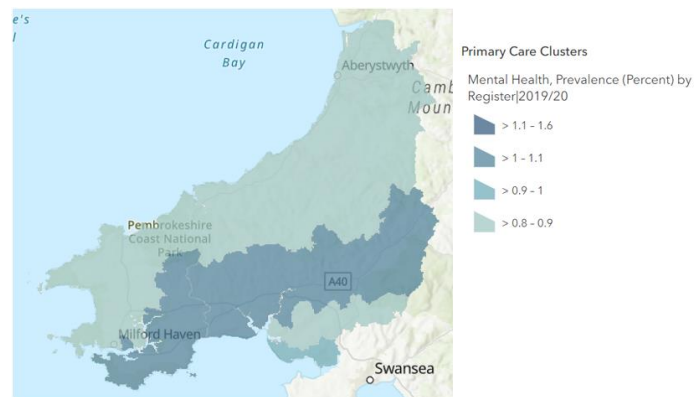
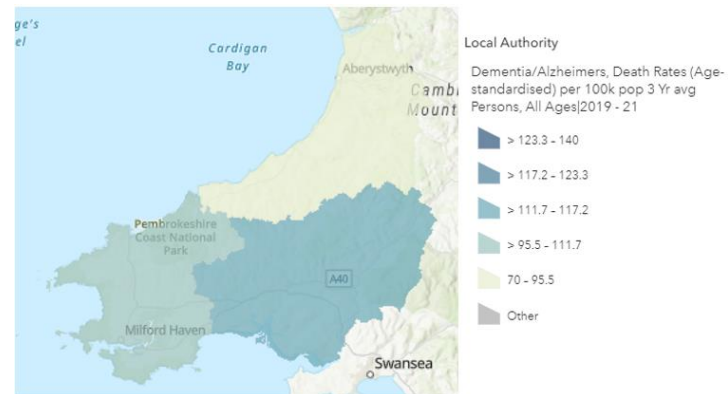
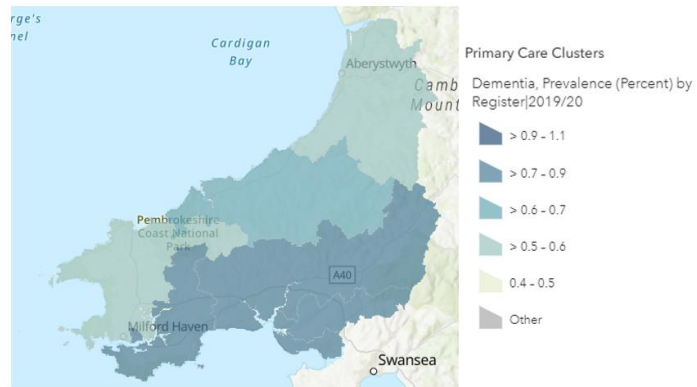


# DIABETES





# DEMENTIA & MENTAL HEALTH





## B17 - Primary Care Stakeholder Map

### Stakeholder Mapping Analysis – Primary Care Version 1 (26.10.2023)

Influence	Stakeholder Group A –	Stakeholder Group B –	
	<ul style="list-style-type: none"><li>• Workforce</li><li>• Swansea Bay UHB – dental and ophthalmology, and other service overlaps</li><li>• Powys THB – dental, GP practice overlap</li><li>• Betsi Cadwaladr UHB - South Gwynedd service overlaps</li><li>• Intermediate care providers – dental care providers</li><li>• Public Health Wales – screening etc</li></ul>	<ul style="list-style-type: none"><li>• Acute sector (within Wales as well) - Heads of nursing and general managers, secondary care clinicians</li><li>• General practice – managed practices (including all staff), independent contractor services</li><li>• Community nursing – acute response teams, specialist nursing teams, community nursing clinics, district nursing - all staff</li><li>• Community pharmacies</li><li>• Pharmacy – medicines management, pharmaceutical managers</li><li>• Transforming urgent and emergency team – including intermediate care teams across HDdUHB</li><li>• Primary care dental practices, all staff in these sectors</li><li>• Primary care optometry practices, all staff in these sectors</li><li>• Community dental services – all staff</li><li>• Local Medical Committee</li><li>• Local Dental Committee</li><li>• Regional Optometric Committee</li><li>• Community Pharmacy Wales</li><li>• WAST - 111</li><li>• Community Mental health</li><li>• Discharge liaison</li><li>• Trade Unions</li><li>• Executive team</li><li>• Llais</li><li>• Workforce</li></ul>	<ul style="list-style-type: none"><li>• Media (progression of the new hospital development may have an impact)</li><li>• Local authority – social care, education, housing</li><li>• Therapies – occupational therapists, physiotherapists</li><li>• Third sector partners– Red Cross, etc (county/locality dependent)</li><li>• Public Health – primary and secondary care prevention</li><li>• Digital team</li><li>• GP Out of hours service</li><li>• Long term care providers</li><li>• Private care homes</li><li>• County Volunary Councils – PAVS, CAVO, CAVS</li><li>• Community connectors/ social prescribers</li><li>• Local politicians – MPs/MSs</li><li>• Patients / Patient Participation Groups</li><li>• Locality leads</li><li>• Professional collaborative leads</li><li>• Practice managers</li><li>• Practice nurses, palliative care, ANPs, receptionists (all staff)</li><li>• Board</li><li>• Unpaid carers</li><li>• Care providers sector</li><li>• Finance</li><li>• Enfys</li><li>• Cluster project providers (locality dependent) – sub-section?</li></ul>
	Stakeholder Group C –	Stakeholder Group D –	
	<ul style="list-style-type: none"><li>• Welsh Government</li><li>• HEIW</li><li>• Value-based Health Care</li><li>• Third party system providers – eg eConsult, home-based monitoring</li><li>• Digital Health and Care Wales</li><li>• NHS Wales Shared Services Partnership (NWSSP)</li></ul>	<ul style="list-style-type: none"><li>• Asylum seekers</li><li>• Substance misusers</li><li>• Homeless community</li><li>• Gypsy traveller community</li><li>• Seldom heard through Health Equity Group (Community Development Outreach Team)</li><li>• Veterans</li><li>• Education Programme for Patients (EPP Cymru)</li><li>• Capital Estates</li></ul>	<ul style="list-style-type: none"><li>• Further Education establishments</li><li>• Universities</li><li>• Younger people</li><li>• Future workforce / school engagement</li><li>• Health promoting schools scheme</li><li>• Whole school approach to mental health scheme (national programme)</li><li>• Engagement team</li><li>• Communications team</li></ul>

	<ul style="list-style-type: none"><li>• Legal and clinical governance</li><li>• Strategic programme for primary care</li><li>• Fire service</li><li>• Police</li></ul>	<ul style="list-style-type: none"><li>• Indemnity providers</li><li>• Procurement</li></ul>	<ul style="list-style-type: none"><li>• Welsh language team</li><li>• Cluster project providers (locality dependent) – <a href="#">sub-section?</a></li></ul>
	Interest		





GP Practice sites		Gross Floor Area	33,124m²
		Net Usable Area	26,499m²
		Building Year	1861 - 2012
		Backlog Total	£2,060,875
Survey Date	2020 - 2021	Overall Total	£7,342,420



Site Location & Description
Oakleaf & Avison Young surveyed 59No. GPs across South Wales for the Hywel Dda University Health Board. The GPs were located in a variety of locations ranging from city centres to remote hamlets within the valleys. The GPs also ranged in size and age from small branch surgery’s located in domestic houses to large modern purpose built health centres.

Site Code	Site Name	GIA (m2)	Equivalent Life Years	Overall Total	Overall Grades					Access Audit Cost
					Overall Condition Grade	Overall Function Grade	Overall Space Grade	Overall Energy Grade	Overall Statutory Grade	
W00142b	Amman Tawe Partnership, Brynmanan Community Centre	100	80	£5,700	B	B	F	D	D	£0.00
W00142	Amman Tawe Partnership, Graig Road Surgery	200	80	£65,300	B	B	O	D	D	£4,000.00
W00142a	Amman Tawe Partnership, Meddygfa Cwmamman	200	80	£78,900	B	B	O	D	D	£6,000.00
W00067	Argyle Medical Group Argyle Street	2000	80	£319,000	B	B	O	D	C	£800.00
W00067a	Argyle Medical Group St Oswald’s Surgery	500	60	£172,800	C	B	O	D	C	£1,400.00
W00133	Ashgrove Medical Centre	1200	80	£211,900	B	B	F	B28	C	£2,000.00
W92037	Avenue Villa Surgery	600	80	£139,300	B	C	O	D	D	£7,500.00
W92008	Barlow House Surgery	1000	80	£80,550	B	B	F	D	D	£0.00
W92006	Borth Surgery	400	80	£117,150	C	C	O	D	D	£9,500.00
W92039a	Bro Pedr Medical Group, Albion Terrace	400	60	£50,150	B	B	F	D	C	£1,500.00
W92039	Bro Pedr Medical Group, Taliesin Court	450	60	£95,150	B	B	F	C65	C	£2,500.00
W92036a	Brynteg Surgery Amman Valley Hospital	150	30	£24,000	C	B	F	D	C	£10,000.00
W92036	Brynteg Surgery Brynmawr Avenue	750	80	£156,500	B	C	O	D	D	£1,500.00
W92014	Church Surgery	750	60	£173,800	C	B	F	C61	C	£3,000.00
W92007	Coach & Horses Surgery The Car Park	375	60	£53,100	B	B	F	D	D	£1,200.00
W92007a	Coach & Horses surgery Wogan Street Clinic	120	30	£63,350	C	D	U	D	D	£26,000.00
W92046	Coalbrook Surgery	430	40	£166,900	C	B	F	D	D	£17,800.00
W92021	Fairfield Surgery	900	40	£168,550	C	B	U	D	D	£27,600.00
W92016	Furnace House Surgery	938	60	£275,100	C	B	F	D	C	£4,500.00
W92033a	Kilgetty branch of Saundersfoot	120	80	£42,750	B	B	F	D	B	£1,000.00
W92055a	Llanfair – Meddygfa	130	60	£47,000	B	B	O	D	C	£2,700.00
W92055	Llanfair Surgery	600	60	£111,950	B	B	O	D	C	£3,600.00
W92056	Llanilar Health Centre	200	80	£91,300	C	C	O	D	D	£5,650.00
W00134	Llwynhendy HC	1200	80	£215,100	B	B	O	B46	A	£0.00
W92019	Llynyfran Surgery	700	80	£105,200	B	B	F	D	C	£12,000.00
W92018	Meddygfa Emlyn,	700	80	£170,850	B	B	F	D76	D	£7,000.00
W92003a	Meddygfa Minafon Derwendeg Medical Centre	80	80	£21,200	B	B	O	D	D	£600.00
W92003	Meddygfa Minafon, Hillfield Villas	457	70	£102,000	C	B	O	D	D	£1,800.00
W92023	Meddygfa Taf	800	80	£158,500	C	B	F	D	D	£2,500.00
W92009	Meddygfa Teilo	950	80	£212,300	B	B	O	B	D	£16,700.00
W92063	Meddygfa Tywi	410	80	£90,500	B	B	O	C	C	£11,500.00
W92031	Meddygfa Tywyn Bach	475	80	£73,750	B	B	O	D79	D	£8,000.00
W92061	Meddygfa’r Sarn	268	40	£142,300	C	B	F	D	D	£14,600.00
W92002a	Mill Street Surgery	750	80	£58,550	C	B	F	D	C	£3,500.00
W92002b	Millmoor Way Surgery	220	60	£58,650	C	B	F	D	C	£4,500.00
W92038	Narberth Surgery, Northfield Road	1224	40	£291,500	B	B	F	D	C	£4,400.00
W92440	Neyland St Clements Road	200	40	£48,100	B	C	O	D	D	£14,900.00
W92440a	Neyland Surgery, Church Road	200	50	£41,750	C	C	F	D	D	£4,700.00
W92024	Padarn Surgery	1000	100	£175,500	B	B	F	B48	A	£0.00
W92064a	Preseli Surgery Bro Preseli community Resource centre	1700	100	£135,100	B	B	O	D	A	£0.00
W92064	Preseli Surgery, Long Street	610	50	£176,000	C	B	O	D	D	£1,600.00



Condition Backlog Summary

Low Risk	£966,000
Moderate Risk	£785,725
Significant Risk	£272,750
High Risk	£36,400

Condition Backlog Works

Total remedial work required for the BUILDING, M&E and Access Audit Elements:

Building Survey	£1,745,600
M&E Survey	£305,275
Access Audit	£10,000
Backlog Total Cost	£2,060,875
Cost per m2 (average)	£62.22

Condition Future Planned Costs for Future Maintenance Works

Total remedial work likely to be required within a 10 year period:

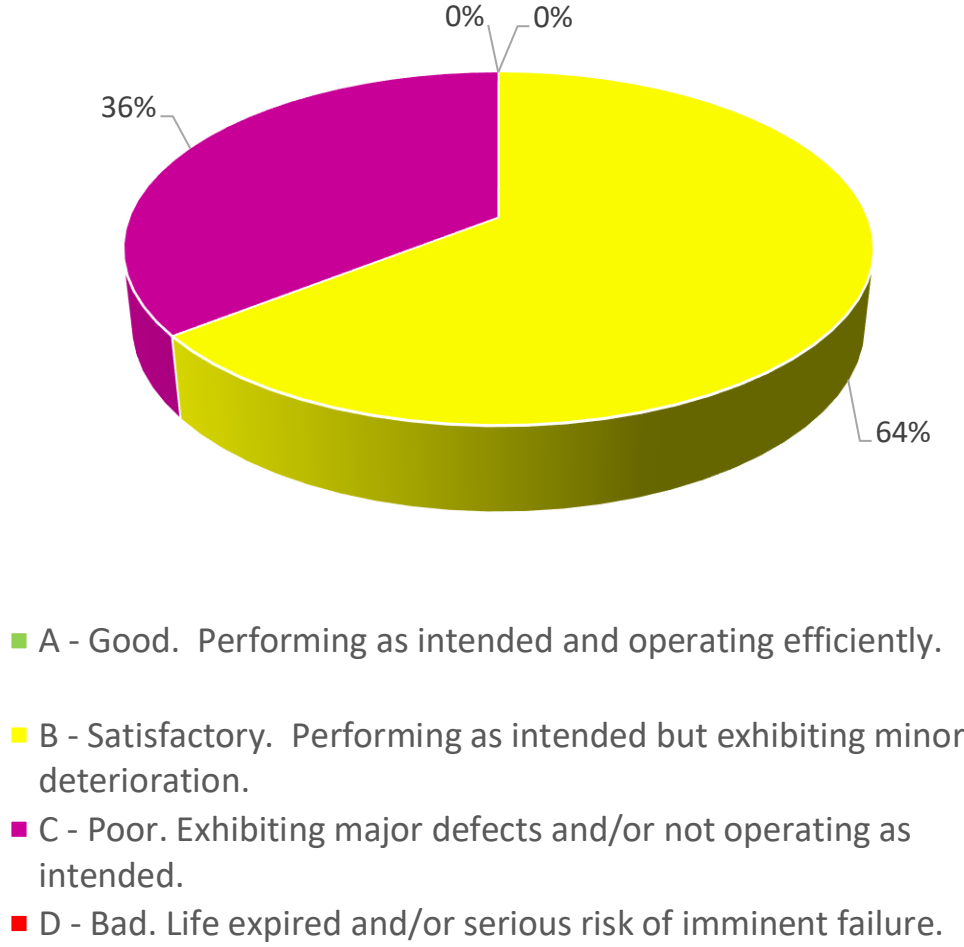
Building Survey	£4,728,970
M&E Survey	£552,575
Future Planned Total Cost	£5,281,545
Cost per m2 (average)	£159.45

Backlog Total Cost	£2,060,875
Future Planned Total Cost	£5,281,545
Combined Total Costs	£7,342,420

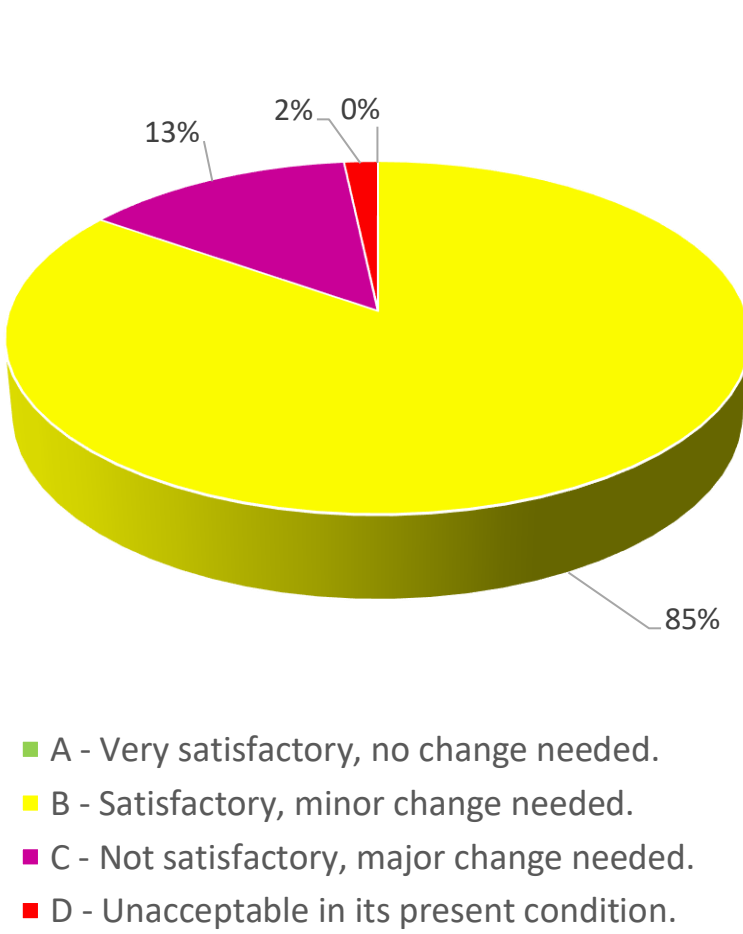
Figures exclude prelims, profit, contingency, fees, expenses & VAT.

Site Code	Site Name	GIA (m2)	Equivalent Life Years	Overall Total	Overall Grades					Access Audit Cost
					Overall Condition Grade	Overall Function Grade	Overall Space Grade	Overall Energy Grade	Overall Statutory Grade	
W92041	Robert Street Surgery	1000	80	£81,050	B	B	F	D	D	£0.00
W92033	Saundersfoot Medical Centre	750	80	£183,150	B	B	U	D	C	£1,000.00
W92058	St David’s Surgery	215	50	£111,000	B	B	O	D	D	£8,500.00
W92050	St Peters Surgery	700	80	£222,700	C	B	F	D	D	£1,300.00
W92002	St Thomas Surgery	700	80	£219,250	B	B	F	D	C	£2,500.00
W92015	The Health Centre	557	50	£93,000	B	B	O	F	D	£1,700.00
W92616	The Surgery 2 Morfa Lane	350	30	£126,900	B	B	F	D	D	£38,200.00
W92005	The Surgery Church Road	200	80	£103,450	B	B	F	D	D	£3,700.00
W92040	The Surgery Margaret Street Ammanford	600	80	£147,300	B	B	F	D85	C	£7,500.00
W92040a	The Surgery Margaret Street, Penygarn Road	125	80	£58,200	C	B	U	C68	C	£5,000.00
W92048	The Surgery Park Lane	220	60	£81,100	B	B	F	D	C	£5,000.00
W92027	The Surgery The Norton	750	80	£218,600	C	B	O	D	D	£1,000.00
W92059	The Surgery, Cysgod yr Eglwys	300	80	£134,350	B	B	O	D	D	£1,600.00
W92053	Tregaron Surgery	200	30	£94,200	C	C	O	D	C	£7,000.00
W92052a	Ty Elli Group Practice Machynys Medical Centre	200	40	£52,250	B	B	F	C	D	£10,450.00
W92052	Ty Elli Group Practice Vauxhall	450	40	£134,220	C	B	F	C	D	£17,950.00
W92042	Winch Lane Surgery	750	80	£186,850	B	B	F	C64	D	£17,500.00
W92025	Ystwyth Medical Group	600	60	£107,800	B	C	O	B48	C	£2,500.00
Total		33,124		£7,342,420	-	-	-	-	-	£380,450

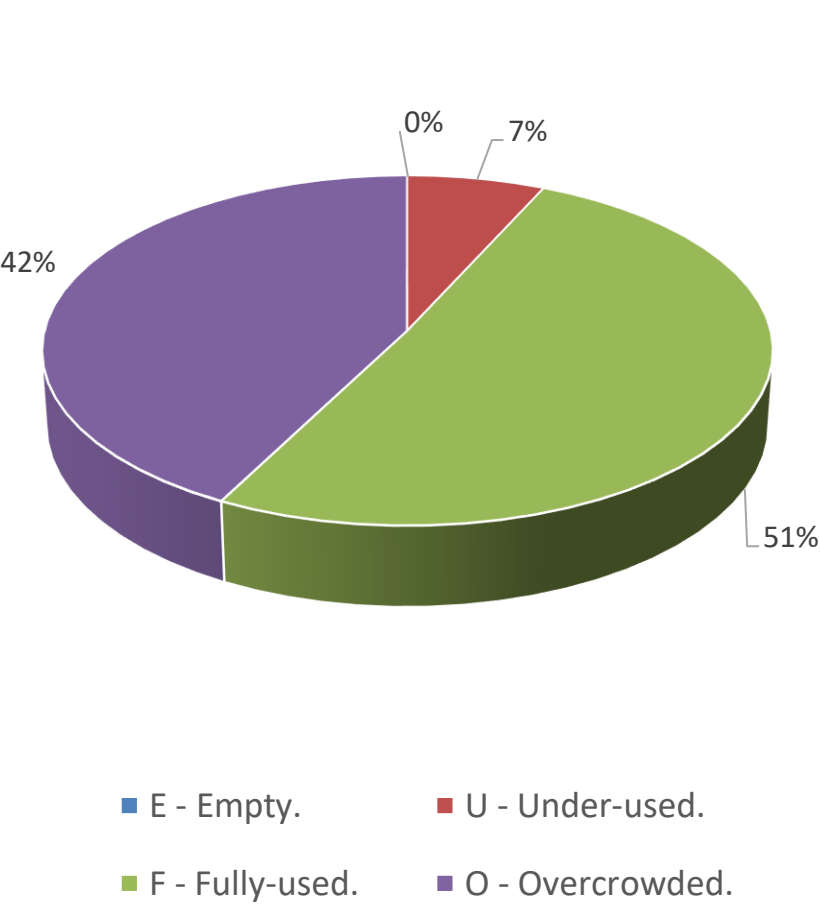
Breakdown of Overall Condition Grades



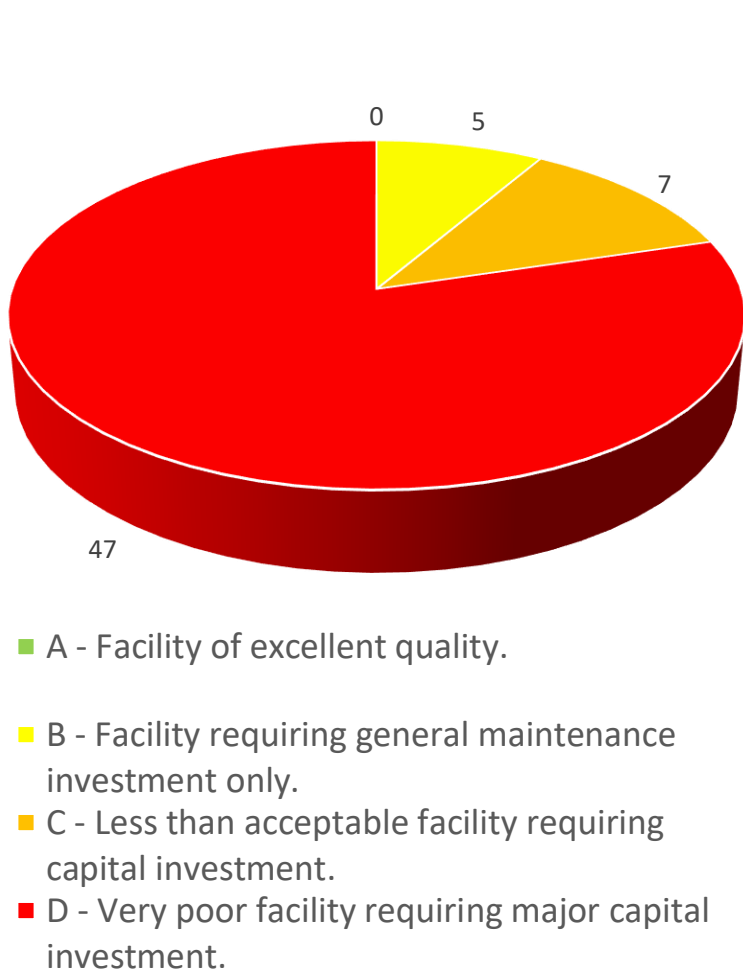
Breakdown of Overall Function Grades



Breakdown of Overall Space Grades



Breakdown of Overall Function Grades



Breakdown of Overall Statutory Grades

