

3.2

Post Payment Verification (PPV) Update

Presenter: Huw Thomas

PPV SBAR ARAC June 2019

Hywel Dda Year End Report 2018-19

Hywel Dda Year End Audit Report 2018-19

Hywel Dda GMS GOS GPS Visit Plan for Audit 2019-20



**PWYLLGOR ARCHWILIO A SICRWYDD RISG
AUDIT AND RISK ASSURANCE COMMITTEE**

DYDDIAD Y CYFARFOD: DATE OF MEETING:	25 June 2019
TEITL YR ADRODDIAD: TITLE OF REPORT:	Post Payment Verification Progress Report for the period 1 April 2018 to 31 March 2019
CYFARWYDDWR ARWEINIOL: LEAD DIRECTOR:	Huw Thomas – Director of Finance
SWYDDOG ADRODD: REPORTING OFFICER:	Fiona Powell – Assistant Director of Finance

**Pwrpas yr Adroddiad (dewiswch fel yn addas)
Purpose of the Report (select as appropriate)**

Er Gwybodaeth/For Information

**ADRODDIAD SCAA
SBAR REPORT**

Sefyllfa / Situation

Post Payment Verification (PPV) of claims from General Medical Services (GMS), General Ophthalmic Services (GOS) and General Pharmaceutical Services (GPS) are undertaken as a part of an annual plan by NHS Shared Services.

This report summarises PPV activities undertaken during 2018/19 and the work plan for 2019/20

Cefndir / Background

Post Payment Verification (PPV) of claims from General Medical Services (GMS), General Ophthalmic Services (GOS) and General Pharmaceutical Services (GPS) are undertaken as a part of an annual plan by NHS Shared Services.

Asesiad / Assessment

The report sets out details of the work undertaken during the year and the work plan for 2019/20.

Argymhelliad / Recommendation

The Audit & Risk Assurance Committee is requested to note the contents of this report.

**Amcanion: (rhaid cwblhau)
Objectives: (must be completed)**

Committee ToR Reference Cyfeirnod Cylch Gorchwyl y Pwyllgor	5.14 Receive an assurance on Post Payment Verification Audits through quarterly reporting to the Committee
Cyfeirnod Cofrestr Risg Datix a Sgôr Cyfredol: Datix Risk Register Reference and Score:	Not applicable

Safon(au) Gofal ac Iechyd: Health and Care Standard(s):	7. Staff and Resources
Amcanion Strategol y BIP: UHB Strategic Objectives:	4. Improve the productivity and quality of our services using the principles of prudent health care and the opportunities to innovate and work with partners.
Amcanion Llesiant BIP: UHB Well-being Objectives: Hyperlink to HDdUHB Well-being Statement	Improve efficiency and quality of services through collaboration with people, communities and partners

Gwybodaeth Ychwanegol: Further Information:	
Ar sail tystiolaeth: Evidence Base:	Evidence is collated based on claims submitted by contractors for a specific sample period.
Rhestr Termau: Glossary of Terms:	Included within the body of the report.
Partion / Pwyllgorau â ymgynhorwyd ymlaen llaw y Pwyllgor Archwilio a Sicrwydd Risg: Parties / Committees consulted prior to Audit and Risk Assurance Committee:	Not applicable

Effaith: (rhaid cwblhau) Impact: (must be completed)	
Ariannol / Gwerth am Arian: Financial / Service:	To promote value for money by deterring and preventing fraud and loss
Ansawdd / Gofal Claf: Quality / Patient Care:	Not applicable
Gweithlu: Workforce:	Not applicable
Risg: Risk:	Not applicable
Cyfreithiol: Legal:	Not applicable
Enw Da: Reputational:	Not applicable
Gyfrinachedd: Privacy:	Not applicable
Cydraddoldeb: Equality:	Not applicable

Hywel Dda Health Board

**CUSTOMER
SERVICE
EXCELLENCE**



GIG
CYMRU
NHS
WALES

Partneriaeth
Cydwasaethau
Gwasanaethau Gofal Sylfaenol
Shared Services
Partnership
Primary Care Services

Post Payment Verification Progress Report

For the period: 1st April 2018 to 31st March 2019

Hywel Dda University Health Board

Issued: April 2019

Prepared by: Mrs Sue Tillman (PPV Location Manager)

This document has been prepared for the internal use of Hywel Dda University Health Board.

For any queries or further information relating to this report, please contact Mr Scott Lavender. E-mail: scott.lavender@wales.nhs.uk

1. Introduction

This report has been prepared for the Audit Committee of Hywel Dda University Health Board. The aim of this report is to summarise the work undertaken by the Post Payment Verification (PPV) department in accordance to the Welsh Assembly Government (WG) directions in respect of General Medical Services (GMS), General Ophthalmic Services (GOS) and General Pharmaceutical Services (GPS).

The purpose of a PPV visit to GMS contractors is to ensure that claims submitted by contractors in respect of GMS Enhanced Services are correct and in accordance with the Statement of Financial Entitlement (SFE) and service specifications set by WG and LHBs.

The purpose of a PPV visit to GOS contractors is to ensure that claims submitted by contractors in respect of GOS are correct and in accordance with the relevant NHS General Ophthalmic Services regulations and any specific LHB procedure.

The purpose of a PPV visit to GPS contractors is to ensure that claims submitted by contractors in respect of GPS are correct and in accordance with the relevant NHS General Pharmaceutical Services regulations and any specific LHB, CPW or WG procedures.

The aim of the PPV process is to ensure propriety of payments of public monies by the LHBs. The probity checks conducted during a PPV visit will provide reasonable assurance to LHBs that public money has been spent appropriately by contractors making accurate claim submissions, contractors internal protocols are clinically sound and services are being claimed for in accordance to clinical specifications.

2. Post Payment Verification process

The PPV department carry out routine visits to all General Practitioner contractors on a three year cycle. During a GMS visit, the PPV department will analyse a sample of 20 claims or 10% of the total number of claims submitted during the year prior to the visit (whichever is the greater) for each enhanced service commissioned to the Practice.

The PPV department carry out routine visits to ophthalmic contractors based on the average number of GOS3 forms submitted during the year. The following table is used in determining the GOS visit schedule in a three year cycle:

Average monthly GOS3 submissions	Number of visits within a three year cycle
Up to 200	1
201 – 400	2
401 – 600	3

During a GOS visit, the PPV department will analyse a sample of 100 claims consisting of GOS1 (Sight tests), GOS3 (Vouchers), GOS4 (Repairs and replacement) and EHEW claims.

The purpose of a GPS PPV audit is to ensure that claims submitted by Pharmacy contractors in respect of GPS are correct and in accordance with the relevant NHS General Pharmaceutical Services regulations and any specific specification set by WG, HB's and CPW.

Following a visit, an initial report is sent to the General Practitioner/Ophthalmic contractor summarising the observations and findings of the visit and request further information from the contractor to queries that arise from the visit. The contractor is given 28 days to reply to the queries. If no response is received by the contractor, it will be assumed that they are satisfied with the report findings. If the contractor provides feedback, the PPV department will consider this information and assess if it clarifies the queries.

Taking the above into account, the report is finalised with recommended recoveries (If appropriate) and sent to the UHB Finance and Primary Care lead for approval.

If the report is approved, the PPV team will instruct the Payments department within NWSSP Primary Care Services to make the recovery against the contractor.

Where the PPV team identify a high number of claim errors for a particular service (10% for GMS, GOS & GPS), a recommendation will be made to the UHB that a more substantive review of the service needs to be carried out. If this is the case, the PPV team will carry out a revisit to the contractor within one year of the routine visit. During this visit all claims submitted by the contractor for the identified services only will be analysed for the period between the last visit and the routine visit date, usually three years.

In addition to carrying out visits, the PPV team continually monitor claims submitted by GMS, GOS and GPS contractors to assist in the identification of trends and outliers. This information is used to assist in the preparation of visit samples and also to alert the UHB and Local Counter Fraud Specialist if suspicious claiming patterns emerge.

The PPV team are also available to provide advice, support and guidance to contractors and UHBs when required.

3. Summary of findings and observations

General Medical Services

Planned visits for UHB	Completed visits	Visits on-going	Total visits carried out	Variance
37	35	2	37	0

During the period 1st April 2018 to 31st March 2019, the PPV team has visited 37 GMS contractors as per the visit plan agreed with the UHB. The PPV team have recovered £56,646.41 from completed visits to GMS contractors in the UHB area due to errors identified in contractor's enhanced service claims. Recoveries are also to be made from on-going visits. These recoveries have not been included in the above total as they have not been authorised by the UHB. A summary of the GMS visits can be found in Appendix 1 of this report.

The overall claim error rate for the locality was 9.52% from all claims sampled. A graphical representation of the claim error rates following GMS visits can be found in Appendix 2 of this report.

General Ophthalmic Services

Planned visits for UHB	Completed visits	Visits on-going	Total visits carried out	Variance
19	17	2	19	0

During the period 1st April 2018 to 31st March 2019, the PPV team have visited 19 GOS contractors as per the visit plan agreed with the UHB. The PPV team have recovered £2,462.60 from completed visits to GOS contractors in the UHB area due to errors identified in contractors' GOS claims. A summary of the GOS visits can be found in Appendix 3 of this report.

The overall claim error rate for the locality was 3.61% from all claims sampled. A graphical representation of the claim error rates following GOS visits can be found in Appendix 4 of this report.

General Pharmaceutical Services

Planned visits for UHB	Completed visits	Visits on-going	Total visits carried out	Variance
34	30	4	34	0

During the period 1st April 2018 to 31st March 2019, the PPV team has visited 34 GPS contractors as per the visit plan agreed with the UHB. The PPV team have recovered £4,749.76 from completed visits to GPS contractors in the UHB area due to errors identified in contractor's Medical Review Use claims. A summary of the GPS visits can be found in Appendix 5 of this report.

The overall claim error rate for the Health Board was 9.14% from all claims sampled.

A summary of the PPV teams findings from visits by service can be found in Appendix 5 of this report with a graphical representation of the error rates by service can be found in Appendix 6.

4. Conclusions and recommendations

The PPV team have been working collaboratively and positively with the Primary Care team and governing bodies to ensure that contractors can engage with the process effectively. The team are also working with contractors to build healthy relationships whilst also offering our advice and help where necessary or requested.

The PPV team have the following projects ongoing:

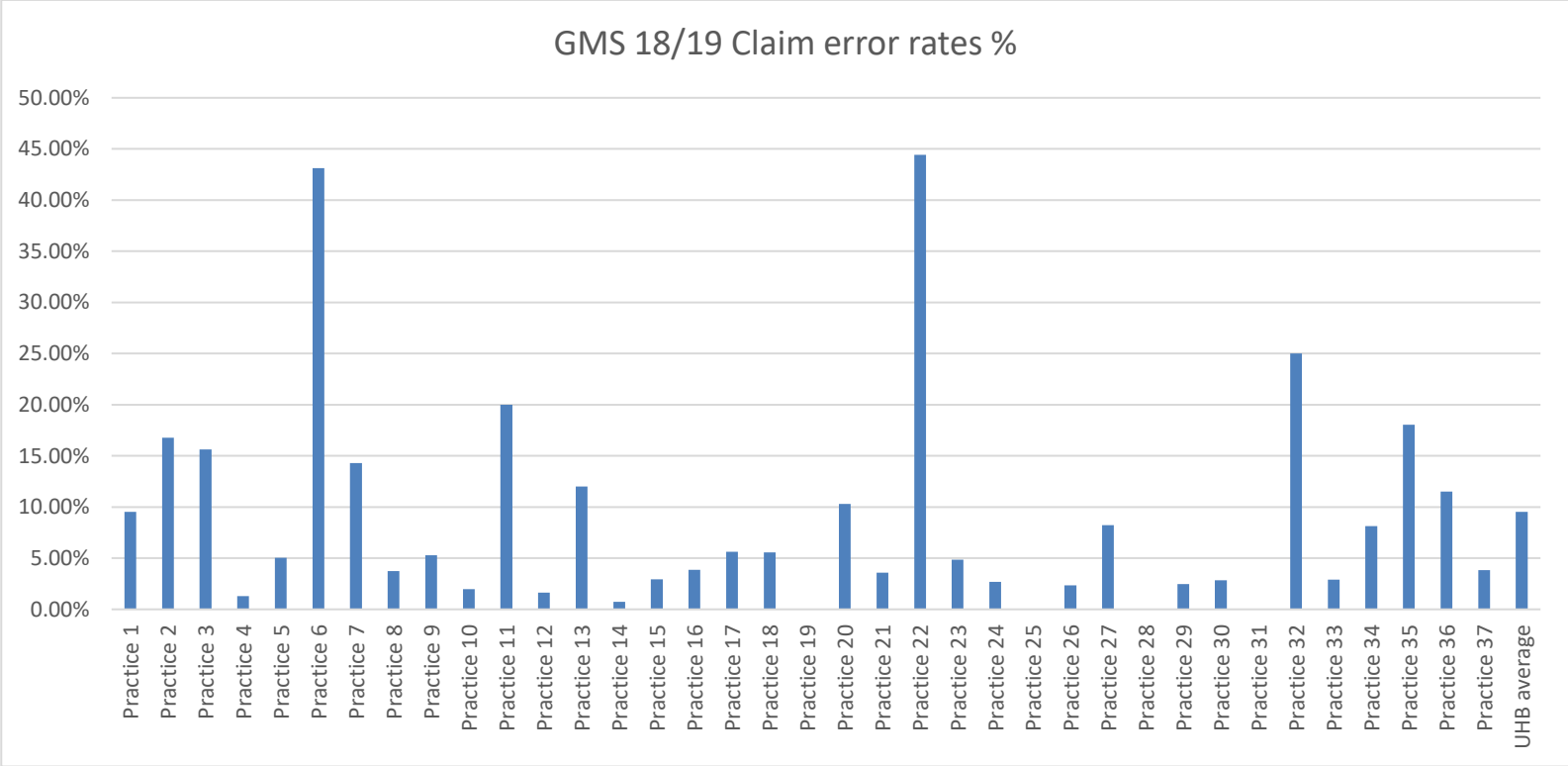
- The provision of remote access with regard to GMS visits;
- PPV team to undertake a presentation to GOS practice staff to aid their understanding of the process, this will be scheduled during 2019. Common themes for errors have been identified in the services that the PPV team are assisting practices to understand, with no issues being reported to Counter Fraud;
- The All Wales PPV Manager is looking to create a traffic light system for claim error percentage for GMS, GOS and GPS.

The PPV team will continue to assist the UHB in providing training, advice or informally meeting with contractors or their staff to discuss PPV related issues.

Hywel Dda University Health Board
GMS PPV Progress Report: 2018/19

Completed GMS visits

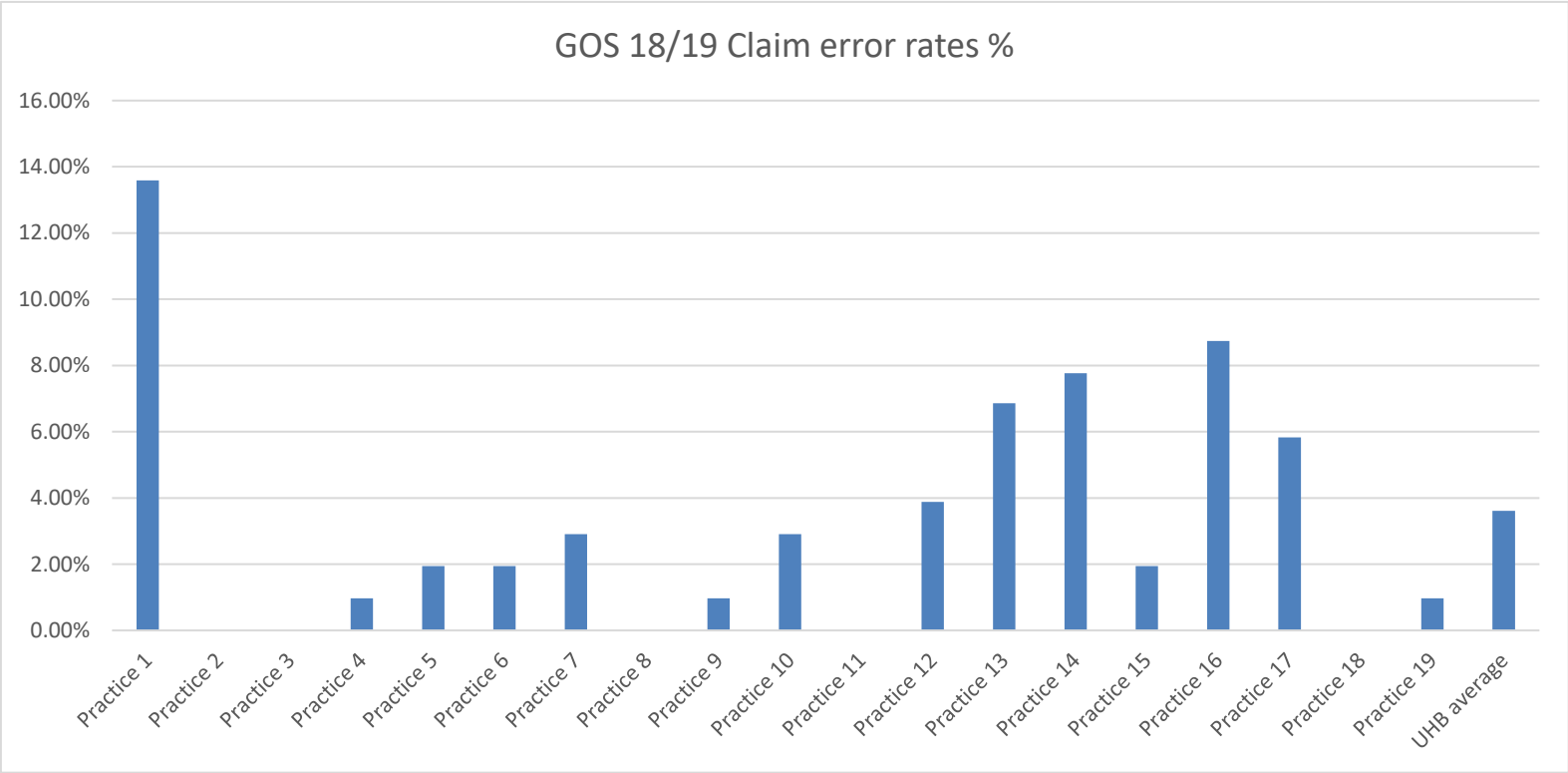
Practice Name	Visit Status	Sample Size (numeric)	Claim errors found (numeric)	Admin error rate %	Claim error rate %	Recovery	Main error areas
Practice 1	Routine	766	73	0.52%	9.53%	£3,841.49	3 x Warfarin A, 10 x Contraceptives, 3 x Flu, 6 x Insulin, 2 x Immunisation, 5 x Learning Disability, 3 x Minor Surgery (excision), 1 x Minor Surgery (injection), 7 x Near Patient Testing, 8 x NOAC (initiation), 1 x NOAC (review), 1 x Slow loading warfarin, 8 x Substance Misuse, 2 x Syrian Refugees, 11 x Treatment Rooms, 2 x Zoladex
Practice 2	Revisit	1973	331	1.17%	16.78%	£6,722.61	331 x Treatment Rooms
Practice 3	Routine	525	82	2.10%	15.62%	£6,621.80	4 x Minor Surgery (excision), 2 x Contraceptive Services (Sayana Initiation), 4 x Flu, 1 x Flu Care Home, 5 x Pneumococcal, 21 x Care Homes, 1 x Near Patient Testing, 1 x Warfarin A, 20 x NOAC (initiation), 4 x Slow loading warfarin, 17 x Treatment Rooms, 1 x Rotavirus, 1 x MenB
Practice 4	Routine	544	7	2.39%	1.29%	£218.24	3 x Immunisations (MenACWY), 1 x Learning Disability, 1 x Minor Surgery (injection), 2 x Treatment Rooms
Practice 5	Routine	437	22	1.37%	5.03%	£1,189.79	1 x Care Homes, 5 x Denosumab, 1 x Immunisations, 1 x Minor Surgery (excision), 4 x NOAC (initiation), 9 x NOAC (review), 1 x Pertussis
Practice 6	Revisit	422	182	2.13%	43.13%	£13,963.29	161 x Minor Surgery (excisions), 14 x Rotavirus, 7 x MMR
Practice 7		21	3	0.00%	14.29%	£337.50	3 x Care Homes
Practice 8	Routine	455	17	1.76%	3.74%	£297.94	1 x Minor Surgery (excision), 6 x Flu, 2 x Near Patient Testing, 1 x Anti-coagulation Monitoring, 6 x Treatment Rooms, 1 x MMR
Practice 9	Routine	398	21	0.00%	5.28%	£704.99	3 x Warfarin A, 8 x Near Patient Testing, 5 x NOAC (initiation), 3 x Treatment Rooms, 2 x Zoladex
Practice 10		51	1	0.00%	1.96%	£135.00	1 x Care Homes
Practice 11	Routine	330	66	2.42%	20.00%	£4,756.49	19 x Care Homes, 5 x Denosumab, 1 x Flu, 2 x Near Patient Testing, 7 x NOAC (initiation), 25 x NOAC (review), 3 x Treatment Rooms, 2 x Minor Surgery (excision), 2 x Minor Surgery (injection),
Practice 12	Routine	618	10	0.32%	1.62%	£283.37	1 x Flu, 2 x Care Homes, 7 x Anti-coagulation Monitoring
Practice 13	Revisit	66	3	0.00%	12.00%	£265.77	3 x Minor Surgery (excision)
Practice 14	Routine	411	3	0.49%	0.73%	£78.94	1 x Denosumab, 2 x Treatment Rooms
Practice 15		34	1	0.00%	2.94%	£135.00	1 x Care Homes
Practice 16	Routine	542	21	1.48%	3.87%	£829.61	1 x Care homes, 1 x Near Patient Testing, 16 x NOAC (review), 2 x MenACWY, 1 x Osteoporosis
Practice 17	Routine	338	19	1.18%	5.62%	£634.35	1 x Warfarin A, 1 x Learning Disability, 2 x Minor Surgery (excision), 5 x Near Patient Testing, 8 x Substance Misuse, 2 x Treatment Rooms
Practice 18		54	3	0.00%	5.56%	£405.00	3 Care Homes
Practice 19		72	0	0.00%	0.00%	£0.00	
Practice 20	Routine	446	46	0.90%	10.31%	£1,037.69	1 x Minor Surgery (excision), 2 x Contraceptive Services (depo-provera), 3 x Administration of Gonadorelins, 4 x flu, 2 x PCV, 5 x Pertussis, 3 x Near Patient Testing, 1 x Warfarin A, 10 x Treatment Rooms, 4 x Rotavirus, 1 x MenACWY, 2 x MenB, 3 x Shingles, 2 x Care Homes, 3 x Osteoporosis
Practice 21	Revisit	112	4	1.79%	3.57%	£39.20	3 x MMR, 1 x Pertussis
Practice 22	Revisit	9	4	0.00%	44.44%	£39.20	4 x Pneumococcal
Practice 23	Routine	288	14	0.69%	4.86%	£514.49	1 x Contraceptives (Nexplanon Removal), 1 x Flu, 3 x Minor Surgery (excision), 2 x Near Patient Testing, 1 x Pertussis, 6 x Treatment Rooms
Practice 24	Revisit	37	1	0.00%	2.70%		1 x Minor Surgery (excisions)
Practice 25	Routine				0.00%		
Practice 26	Revisit	301	7	0.00%	2.33%	£167.53	1 x Denosumab, 6 x Zoladex
Practice 27	Revisit	3038	250	0.72%	8.23%	£5,101.08	3 x Denosumab, 206 x Treatment Rooms, 41 x Zoladex
Practice 28	Routine				0.00%		
Practice 29	Routine	406	10	4.19%	2.46%	£138.51	1 x Minor Surgery (excision), 1 x Flu, 2 x Near Patient Testing, 3 x Anti-coagulation Monitoring, 3 x Treatment Rooms
Practice 30	Routine	563	16	1.42%	2.84%	£295.55	1 x Contraceptive Services (depo-provera), 1 x Administration of Gonadorelins, 1 x Substance Misuse, 1 x Warfarin B, 8 x Treatment Rooms, 1 x MenB, 2 x MenACWY, 1 x Osteoporosis
Practice 31		18	0	0.00%	0.00%	£0.00	
Practice 32		32	8	0.00%	25.00%	£1,282.50	8 x Care Homes
Practice 33	Routine	276	8	0.36%	2.90%	£166.02	1 x Warfarin B, 2 x Learning Disabilities, 1 x Minor Surgery (injection), 2 x NOAC (review), 2 x Zoladex
Practice 34	Routine	320	26	3.44%	8.13%	£1,467.62	1 x Warfarin A, 2 x Care Homes, 1 x Near Patient Testing, 6 x NOAC (initiation), 13 x NOAC (review), 3 x Treatment Rooms
Practice 35	Revisit	1364	246	0.00%	18.04%	£2,260.74	246 x Near Patient Testing
Practice 36	Routine	200	23	3.00%	11.50%	£1,963.63	13 x Care Homes, 9 x Treatment Rooms, 1 x Zoladex
Practice 37	Revisit	965	37	0.00%	3.83%	£751.47	37 x Treatment Rooms
UHB average		16,432	1,565		9.52%	£56,646.41	



Hywel Dda University Health Board
GOS PPV Progress Report: 2018/19

Completed GOS visits

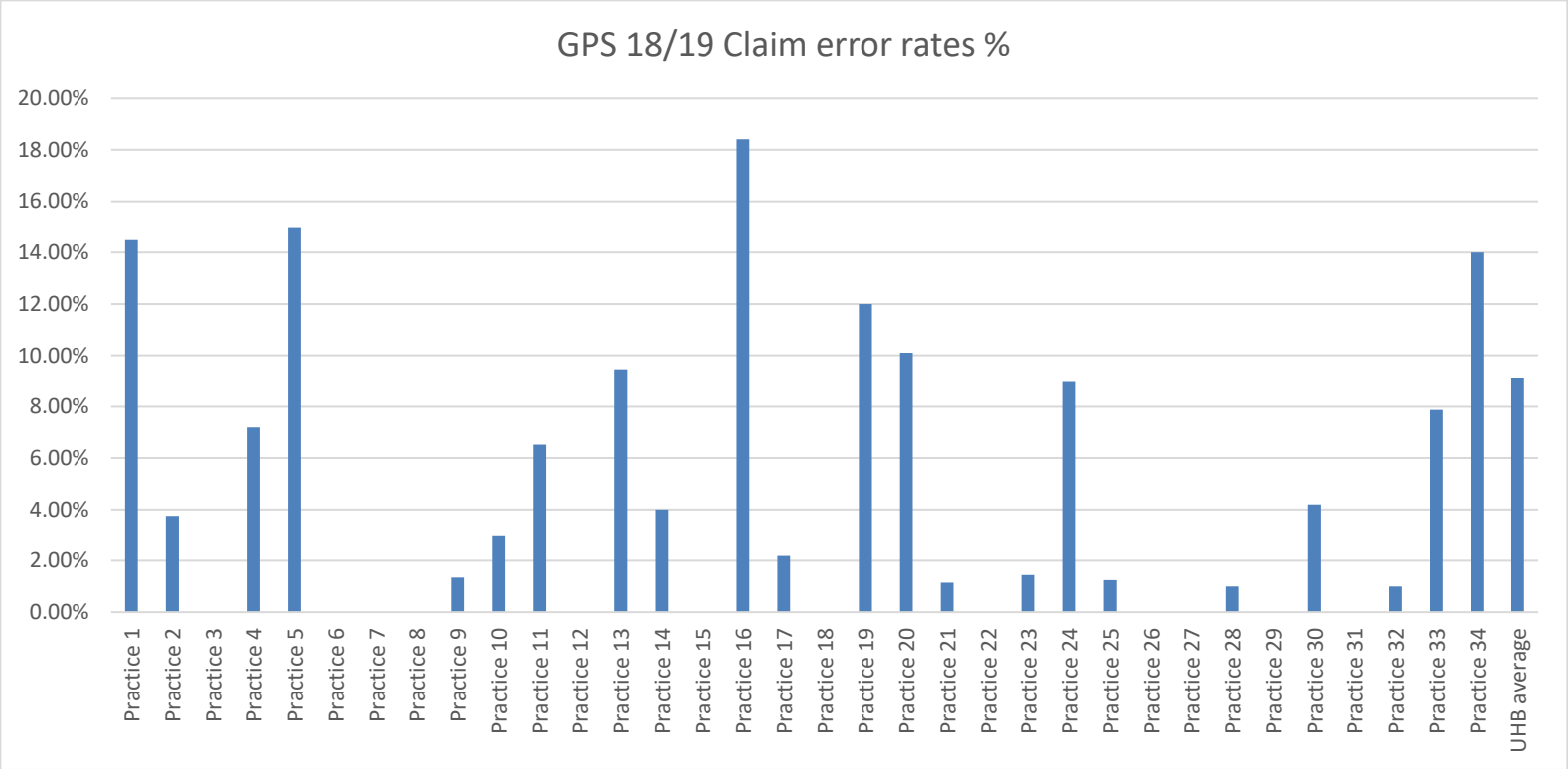
Practice Name	Visit Status	Sample Size (numeric)	Claim errors found (numeric)	Admin error rate %	Claim error rate %	Recovery	Main error areas
Practice 1	Routine	103	14	53.40%	13.59%	£746.80	7 x EHEW (Band 1), 4 x EHEW (Band 2), 2 x EHEW (Band 3), 1 x GOS 3
Practice 2	Routine	103	0	3.88%	0.00%	£0.00	
Practice 3	Routine	103	0	16.50%	0.00%	£0.00	
Practice 4	Routine	103	1	1.94%	0.97%	£20.20	1 x EHEW (Band 1)
Practice 5	Routine	103	2	6.80%	1.94%	£54.80	1 x EHEW (Band 2), 1 x GOS 4
Practice 6	Routine	103	2	4.85%	1.94%	£40.40	1 x GOS 3, 1 x GOS 4
Practice 7	Routine	103	3	4.85%	2.91%	£131.00	2 x EHEW (Band 1), 1 x GOS 3
Practice 8	Revisit				0.00%		
Practice 9	Routine	103	1	2.91%	0.97%	£20.20	1 x EHEW (Band 3)
Practice 10	Routine	103	3	9.71%	2.91%	£121.20	2 x EHEW (Band 1), 1 x EHEW
Practice 11	Routine				0.00%		
Practice 12	Routine	103	4	4.85%	3.88%	£130.00	1 x EHEW (Band 1), 1 x EHEW (Band 2), 1 x EHEW (Band 3), 1 x GOS 3
Practice 13	Routine	103	6	25.75%	6.86%	£213.80	3 x EHEW (Band 2), 1 x GOS 3, 2 x GOS 4
Practice 14	Routine	103	8	58.25%	7.77%	£335.60	1 x EHEW (Band 1), 1 x EHEW (Band 2), 3 x GOS 3, 3 x GOS 4
Practice 15	Routine	103	2	10.68%	1.94%	£49.20	1 x EHEW (Band 2), 1 x GOS 3
Practice 16	Routine	103	9	14.56%	8.74%	£296.30	3 x EHEW (Band 1), 2 x EHEW (Band 2), 2 x EHEW (Band 3), 2 x GOS 4
Practice 17	Routine	103	6	24.27%	5.83%	£264.00	2 x EHEW (Band 1), 2 x EHEW (Band 3), 1 x GOS 3, 1 x GOS 4
Practice 18	Routine	68	0	2.94%	0.00%	£0.00	
Practice 19	Routine	103	1	17.48%	0.97%	£39.10	1 x GOS 4
UHB average		1,716	62		3.61%	£2,462.60	



Hywel Dda University Health Board
GOS PPV Progress Report: 2018/19

Completed GPS visits

Practice Name	Visit Status	Sample Size (numeric)	Claim errors found (numeric)	Admin error rate %	Claim error rate %	Recovery	Main error areas
Practice 1	Routine	69	10	85.51%	14.49%	£280.00	10 x MURx
Practice 2	Routine	80	3	10.00%	3.75%	£84.00	3 x MURs
Practice 3	Routine	43	0	11.63%	0.00%	£0.00	
Practice 4	Revisit	153	11	23.53%	7.19%	£308.00	11 x MURs
Practice 5	Routine	100	15	6.00%	15.00%	£420.00	15 x MURs
Practice 6	Routine	24	0	8.33%	0.00%	£0.00	
Practice 7	Routine	63	0	11.11%	0.00%	£0.00	
Practice 8	Routine				0.00%		
Practice 9	Routine	74	1	6.76%	1.35%	£28.00	1 x MUR
Practice 10	Routine	100	3	0.00%	3.00%	£84.00	3 x MURs
Practice 11	Routine	92	6	13.04%	6.52%	£168.00	6 x MURs
Practice 12	Routine	n/a	n/a	0.00%	0.00%	£0.00	Clinical Waste only
Practice 13	Routine	74	7	6.76%	9.46%	£196.00	7 x MURs
Practice 14	Routine	100	4	17.00%	4.00%	£112.00	4 x MURs
Practice 15	Routine	100	0	22.00%	0.00%	£0.00	
Practice 16	Revisit	277	51	51.99%	18.41%	£1,428.00	51 x MURs
Practice 17	Routine	92	2	8.74%	2.19%	£56.00	2 x MURs
Practice 18	Routine	92	0	30.43%	0.00%	£0.00	
Practice 19	Routine	100	12	4.00%	12.00%	£336.00	12.x MURs
Practice 20	Routine	99	10	22.22%	10.10%	£280.00	10 x MURx
Practice 21	Routine	87	1	22.99%	1.15%	£28.00	1 x MUR
Practice 22	Routine				0.00%		
Practice 23	Routine	69	1	15.94%	1.45%	£28.00	1 x MUR
Practice 24	Routine	100	9	12.00%	9.00%	£241.46	1 x Flu, 8 MURs
Practice 25	Routine	100	1	16.25%	1.25%	£28.00	1 x MUR
Practice 26	Routine				0.00%		
Practice 27	Routine	52	0	38.46%	0.00%	£0.00	
Practice 28	Routine	100	1	8.00%	1.00%	£28.00	1 x MUR
Practice 29	Routine				0.00%		
Practice 30	Routine	96	4	21.99%	4.19%	£112.00	4 x MURs
Practice 31	Routine	100	0	12.00%	0.00%	£0.00	
Practice 32	Routine	100	1	50.00%	1.00%	£28.00	1 x MUR
Practice 33	Routine	89	82	10.11%	7.87%	£132.10	5 x Flu, 2 x MURs
Practice 34	Routine	100	14	34.00%	14.00%	£344.20	4 x Flu, 10 x MURs
UHB average		2,725	249		9.14%	£4,749.76	



GMS Plan for Audit 2019-20

Locality	Practice Code	Lead GP	Surgery Name	Type of Visit	Month
CA	W00134	D L Gravel	Llwynhendy Health Centre	Revisit	Oct-19
CA	W00142	D M Williams	Amman Tawe Group Practice (Hywel Dda)	Routine	Jan-20
PE	W92002	V Buntwal	St Thomas Surgery, Haverfordwest	Revisit	Feb-20
CE	W92005	L D O'Connor	The Surgery, New Quay	Routine	Jun-19
CE	W92006	I T Hosker	Borth Surgery	Revisit	Jan-20
CA	W92007	G A Isopescu	Coach & Horses, St Clears	Revisit	Oct-19
PE	W92008	J G Roberts	Barlow House Surgery, Milford Haven	Routine	Jul-19
	W92009	R W Lewis	Meddygfa Teilo	Revisit	Jun-19
CA	W92013	E C H Edmunds	Meddygfa'r Sam, Pontiets	Routine	May-19
PE	W92015	M S Mann	Health Centre, Fishguard	Revisit	Feb-20
CA	W92016	C Jones	Furnace House Surgery, Carmarthen	Revisit	Mar-20
CE	W92018	J P L Lindsay	Meddygfa Emlyn, Newcastle Emlyn	Revisit	Mar-20
CE	W92022	D O Evans	Tanyfron Surgery, Aberaeron	Routine	Aug-19
CA	W92023	B D McNeil	Meddygfa Taf, Whitland	Revisit	Nov-19
CE	W92024	N A Manning	Meddygfa Padarn Surgery, Aberystwyth	Revisit	Jan-20
CE	W92025	J A Davies	Ystwyth Primary Care Centre	Revisit	Nov-19
PE	W92027	DR Kelly	The Surgery, Tenby	Routine	Mar-20
PE	W92033	H E Davies	Medical Centre, Saundersfoot	Routine	Sep-19
CA	W92035	A Hill	Meddygyfa'r Tymbl	Revisit	Jul-19
CA	W92036	D E Smith	Brynteg Surgery	Revisit	Aug-19
PE	W92038	P K Allen/Meddygfa Rhiannon, Narberth -	Narberth Surgery	Routine	Nov-19
PE	W92041	C A Davies	Robert Street Practice	Revisit	Jun-19
PE	W92042	A D Richards	Winch Lane Surgery, Haverfordwest	Routine	Dec-19
CE	W92044	R D Thomas	Health Centre, Feidefair	Revisit	Apr-19
CA	W92048	R M Davies	The Surgery, Llangennech	Routine	Jan-20
CA	W92048	R M Davies	The Surgery, Llangennech	Revisit	Jan-20
CA	W92050	C A M Jones	St Peters Surgery	Revisit	May-19
CA	W92051	G J Jones	Meddygfa Penygroes Surgery	Routine	Feb-20
CA	W92052	B R Davies	Ty Elli Surgery, Llanelli	Revisit	Jul-19
CE	W92053	K L Thomas	Salop House, Tregaron	Routine	May-19
PE	W92058	I M Kauschinger	St Davids Surgery	Revisit	Mar-20
PE	W92059	D H Suhdavi	Solva Surgery	Revisit	Mar-20
CA	W92063	D A Davies	Meddygfa Tywi, Nantgaredig	Routine	Aug-19
PE	W92064	R T D Jenkins	Newport Surgery	Revisit	May-19
PE	W92064	R T D Jenkins	Newport Surgery	Routine	Sep-19
PE	W92440	R Phillips	Neyland Health Centre	Revisit	Jul-19

HB request removed due to HB run

HB request removed due to HB run

Combine routine and revisit

GOS Plan for Audit 2019-20

Locality	Practice Code	Trading Name	Practice Address	Type of Visit	Month
CA	15	Evan-Jones Opticians Limited	5-7 John Street, Llanelli SA15 1UH	Routine	Nov-19
CA	46	M C Morgan Optometrists Ltd	44 Station Road, Burry Port SA16 0LP	Routine	Dec-19
PE	54	Michael N Charlton	27 West Street, Fishguard	Routine	Jun-19
PE	102	Maggs Optics Ltd (Maggs Opticians)	6-10 Riverside Arcade, Bridge Street, Haverfordwest SA61 2AL	Routine	Jul-19
CA	151	Browes Opticians	62 Station Road, Burry Port SA16 0LW	Routine	Apr-19
CA	233	Optic Shop - Carmarthen	7 Red Street, Carmarthen SA31 1QL	Revisit	Sep-19
PE	242	Specsavers Opticians,	4 Bridge Street, Haverfordwest SA61 2AL	Routine	Sep-19
PE	254	Specsavers Limited	3 Dimond Street, Pembroke Dock SA72 6JA	Routine	Aug-19
PE	256	Michael N Charlton	Ty Eurvil Maes Dyfed, St David's SA62 6SR	Routine	Apr-19
PE	338	Celia Vlismas Limited	Health Centre, Narberth SA67 7AA	Routine	May-19
PE	359	Vision Express (Tesco Store)	Fenton Trading Estate Portfield Haverfordwest SA61 1BU	Routine	Jan-20
CA	405	Vision Express (UK) Ltd	St Catherine's Walk Shopping Centre, St Catherine's Street, Carmarthen SA31 1GA	Routine	Feb-20
CE	428	Specsavers Limited	31 High Street, Cardigan	Routine	Oct-19
CA	461	Vision Express (UK) Ltd	3 High Street, Ammanford SA18 2NA	Routine	Mar-20
PE	462	Vision Express (UK) Ltd	25 Meyrick Street, Pembroke Dock SA72 6AL	Routine	Apr-19
PE	463	Vision Express Bridge Street, Haverfordwest	40 Bridge Street, Haverfordwest SA61 2AD	Revisit	May-19
CE	466	Vision Express, Cardigan	6 High Street, Cardigan SA43 1HJ	Revisit	Feb-20
CA	531	Boots Opticians, Carmarthen	12 Red Street, Carmarthen SA31 1QL	Revisit	Mar-20
PE	535	Boots Opticians	Withybush Retail Park, Haverfordwest SA61 2PY	Routine	May-19
CA	432 (367)	Specsavers Limited	50 Stepney Street, Llanelli	Routine	Apr-19

GPS Plan for Audit 2019-20

Locality	Practice Code	Trading Name	Practice Address	Type of Visit	Month
CA	603050A	Burry Port Pharmacy Ltd	11a Station Road	Routine	Oct-19
CA	603120D	Davies Chemists Ltd	Avenue Villa Surgery, Llanelli	Routine	Apr-19
PE	603140A	Clynderwen Pharmacy	Crinow Glebe	Routine	May-19
CA	603189A	Tycroes Pharmacy	5 Penygarn Road	Routine	Jan-20
CA	603205A	Gravell Thorne	Llangennech	Revisit	Feb-20
CA	603205B	Gravells Pharmacy Ltd	Ashgrove Medical Centre, Llanelli	Routine	Apr-19
CE	603363A	Talybont Pharmacy	4 Tyrryl Place	Routine	Jun-19
PE	603421E	Glen Pharmacy	2A Noe Acre, Tenby	Routine	Aug-19
PE	603476B	Noott`s Pharmacy	29 Main Street, Haverfordwest	Routine	Jun-19
PE	603479A	Noott`s Pharmacy	3 St Thomas`s Green, Haverfordwest	Routine	Jun-19
PE	603480A	Neyland Pharmacy	94 High Street	Routine	Mar-20
PE	603549A	Elders Chemist	St Annes Road, Milford Haven	Routine	Mar-20
CA	603629A	St Clears Pharmacy	Rebecca House, St Clears	Revisit	Dec-19
CE	603670A	Fferyllfa Adrian Thomas Ph	3 High Street, Lampeter	Routine	Jul-19
CA	603748A	Nigel Williams Chemist	109 Rhosmaen Street, Llandeilo	Routine	Nov-19
PE	603800C	Lloyds pharmacy	16-17 Bush Row, Haverfordwest	Routine	Jul-19
CE	603800E	Lloyds pharmacy	New Road, Llandysul	Routine	Feb-20
PE	603800H	Lloyds pharmacy	9 Main Street, Pembroke	Routine	Aug-19
CE	603800L	Lloyds pharmacy	Penglais, Aberystwyth	Revisit	Feb-20
PE	603802H	Lloyds pharmacy	Milford Haven	Revisit	Aug-19
CA	603806E	Asda Pharmacy	Murray Street, Llanelli	Routine	Dec-19
CA	603810N	Boots UK Limited	12 Red Street, Carmarthen	Routine	Jan-20
PE	603810P	Boots	Withybush Retail Estate, Haverfordwest	Routine	Jul-19
CE	603812F	Boots UK Limited	5a Bridge Street, Aberaeron	Routine	Jul-19
CA	603819G	Boots	11 St John Street, Whitland	Routine	May-19
CA	603850A	Well	52 Rhosmaen Street, Llandeilo	Routine	Nov-19
PE	603853A	Well	13-14 Cross Square, St Davids	Routine	Sep-19
CA	603855H	Well Pharmacy	Burry Port	Revisit	Apr-19
CA	603855H	Well Pharmacy	Burry Port	Routine	Apr-19
CA	603855K	Well	Adfer Medical Group, Llwynhendy	Routine	Oct-19
PE	603870A	Tesco Instore Pharmacy	Haverfordwest	Revisit	Sep-19
CA	603870H	Tesco Instore Pharmacy	Carmarthen	Revisit	Oct-19
CA	603870I	Tesco Instore Pharmacy	Parc Trostre, Llanelli	Routine	Dec-19

Combine revisit
and routine