

Performance trend charts for our key deliverable indicators: data as at 31st May 2020

Click a link below to view the trend chart and data for that indicator.

People in Wales have improved health and well-being with better prevention and self-management

[‘6 in 1’ vaccine](#)

[MMR vaccine](#)

[Attempt to quit smoking](#)

[CO validated as quit smoking](#)

The health and social care workforce in Wales is motivated and sustainable

[Performance appraisals \(PADR\)](#)

[Core Skills Training Framework \(CSTF\)](#)

[Sickness absence](#)

[Concerns and complaints](#)

[Consultants/SAS doctors - current job plan](#)

Wales has a higher value health and social care system that has demonstrated rapid improvement and innovation, enabled by data and focused on outcomes

[Hospital initiated cancellations](#)

[Agency spend](#)

[Finance](#)

Additional resources (intranet access needed):

[Integrated Performance Assurance Reports \(IPAR\) and performance overview](#)



GIG
CYMRU
NHS
WALES

Bwrdd Iechyd Prifysgol
Hywel Dda
University Health Board

People in Wales have better quality and more accessible health and social care services, enabled by digital and supported by engagement

[C.difficile](#)

[E.coli](#)

[S.aureus](#)

[Mental health delayed transfers of care \(DTCOC\)](#)

[Non-mental health DTCOC](#)

[Ambulance red calls](#)

[Ambulance handovers over 1 hour](#)

[A&E/MIU 4 hour waits](#)

[A&E/MIU 12 hour waits](#)

[Admission to stroke unit <4 hours](#)

[Assessed by stroke consultant <24 hours](#)

[Stroke patients - speech and language therapy](#)

[Urgent suspected cancer](#)

[Non-urgent suspected cancer](#)

[Single cancer pathway](#)

[Delayed follow-ups - all specialties](#)

[Ophthalmology patients seen by target date](#)

[Diagnostic waiting times](#)

[Therapy waiting times](#)

[Referral to treatment \(RTT\) <=26 weeks](#)

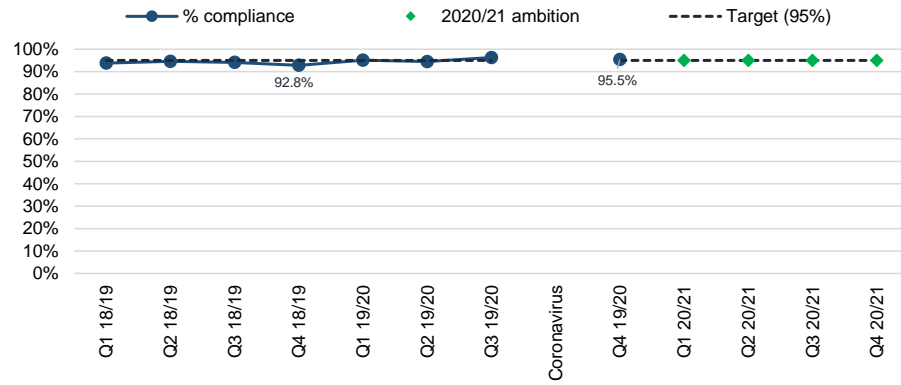
[RTT patients waiting 36 weeks+](#)

[Neurodevelopment assessment](#)

[Psychological therapy - adults](#)



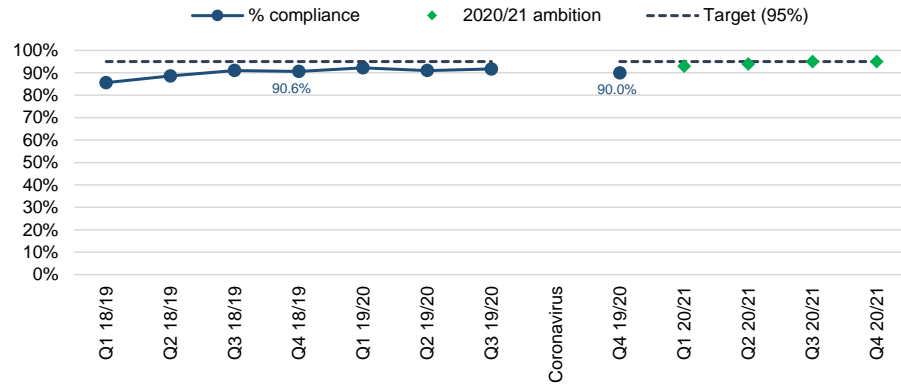
% children receiving 3 doses of '6 in 1' vaccine by age 1



% children receiving 3 doses of '6 in 1' vaccine by age 1	Q1 18/19	Q2 18/19	Q3 18/19	Q4 18/19	Q1 19/20	Q2 19/20	Q3 19/20	Coronavirus	Q4 19/20	Q1 20/21	Q2 20/21	Q3 20/21	Q4 20/21
% compliance	93.8%	94.6%	94.1%	92.8%	95.1%	94.5%	96.3%		95.5%				
2020/21 ambition										95%	95%	95%	95%
Target (95%)	95%	95%	95%	95%	95%	95%	95%		95%	95%	95%	95%	95%



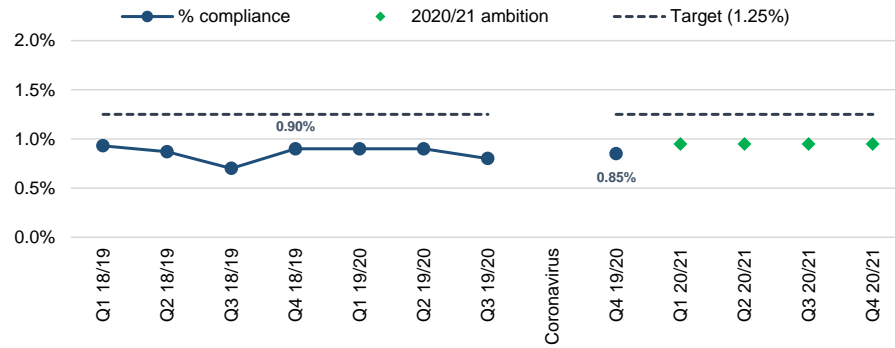
% children receiving 2 doses of MMR vaccine by age 5



% children receiving 2 doses of MMR vaccine by age 5	Q1 18/19	Q2 18/19	Q3 18/19	Q4 18/19	Q1 19/20	Q2 19/20	Q3 19/20	Coronavirus	Q4 19/20	Q1 20/21	Q2 20/21	Q3 20/21	Q4 20/21
% compliance	85.6%	88.6%	91.0%	90.6%	92.2%	91.0%	91.7%		90.0%				
2020/21 ambition										93%	94%	95%	95%
Target (95%)	95%	95%	95%	95%	95%	95%	95%		95%	95%	95%	95%	95%



% of adult smokers who make a quit attempt via smoking cessation services (in quarter)*

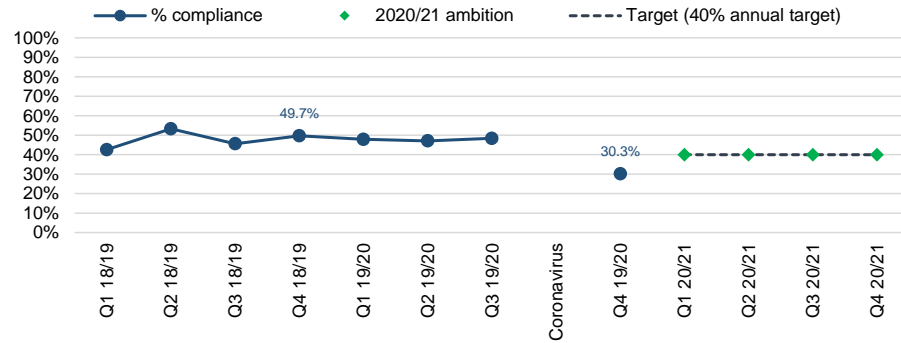


* quarterly figures are provided to show the trend; actual target is 5% cumulative by 31st March 2020

% of adult smokers who make a quit attempt via smoking cessation services (in quarter)*	Q1 18/19	Q2 18/19	Q3 18/19	Q4 18/19	Q1 19/20	Q2 19/20	Q3 19/20	Coronavirus	Q4 19/20	Q1 20/21	Q2 20/21	Q3 20/21	Q4 20/21
	% compliance	0.93%	0.87%	0.70%	0.90%	0.90%	0.90%		0.80%	0.85%			
2020/21 ambition										0.95%	0.95%	0.95%	0.95%
Target (1.25%)	1.25%	1.25%	1.25%	1.25%	1.25%	1.25%	1.25%		1.25%	1.25%	1.25%	1.25%	1.25%



% smokers who are CO-validated as quit at 4 weeks*

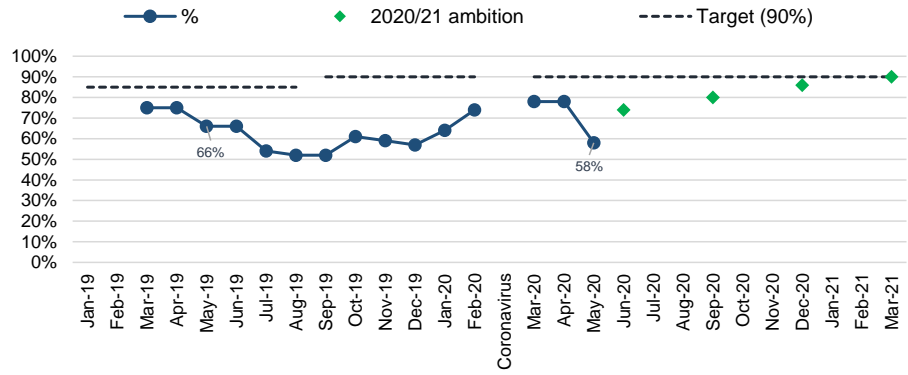


* during the COVID pandemic, Welsh Government have advised CO validation is no longer part of treatment due to the risk of infection

% smokers who are CO-validated as quit at 4 weeks*	Q1 18/19	Q2 18/19	Q3 18/19	Q4 18/19	Q1 19/20	Q2 19/20	Q3 19/20	Coronavirus	Q4 19/20	Q1 20/21	Q2 20/21	Q3 20/21	Q4 20/21
	% compliance	42.6%	53.3%	45.6%	49.7%	47.9%	47.1%		48.4%	30.3%			
2020/21 ambition									40%	40%	40%	40%	
Target (40% annual target)									40%	40%	40%	40%	



Consultants/SAS doctors with a current job plan



Consultants/SAS doctors with a current job plan	Jan-19	Feb-19	Mar-19	Apr-19	May-19	Jun-19	Jul-19	Aug-19	Sep-19	Oct-19	Nov-19	Dec-19	Jan-20	Feb-20	Coronavirus	Mar-20	Apr-20	May-20	Jun-20	Jul-20	Aug-20	Sep-20	Oct-20	Nov-20	Dec-20	Jan-21	Feb-21	Mar-21	
%			75%	75%	66%	66%	54%	52%	52%	61%	59%	57%	64%	74%		78%	78%	58%											
2020/21 ambition																			74%			80%			86%			90%	
Target (90%)	85%	85%	85%	85%	85%	85%	85%	85%	90%	90%	90%	90%	90%	90%		90%	90%	90%	90%	90%	90%	90%	90%	90%	90%	90%	90%	90%	

* target increased from 85% to 90% from September 2019