



PWYLLGOR DATBLYGU STRATEGOL A CHYFLENWI GWEITHREDOL STRATEGIC DEVELOPMENT AND OPERATIONAL DELIVERY COMMITTEE

DYDDIAD Y CYFARFOD: DATE OF MEETING:	21 December 2023
TEITL YR ADRODDIAD: TITLE OF REPORT:	Regional Integration Fund Summary
CYFARWYDDWR ARWEINIOL: LEAD DIRECTOR:	Jill Paterson, Director of Primary Care, Community and Long Term Care
SWYDDOG ADRODD: REPORTING OFFICER:	Linda Jones West Wales Regional Partnership Board (WWRPB)

Pwrpas yr Adroddiad (dewiswch fel yn addas)

Purpose of the Report (select as appropriate)

Er Gwybodaeth/For Information

ADRODDIAD SCAA SBAR REPORT

Sefyllfa / Situation

This is an update report for the Strategic Development and Operational Delivery Committee on the Regional Integration Fund (RIF).

Cefndir / Background

The Regional Integrational Fund is a five year fund, building on lessons learnt from the previous Integrated Care Fund (ICF) and Transformation Fund (TF). It is designed to facilitate integration and partnership working, including pooled funding, with an emphasis on prevention and early intervention. All projects funded under RIF should support the development and embedding of one of the six models of care: Prevention and Early Intervention; Complex Care Closer to Home; Promoting Good Emotional Health and Wellbeing; Supporting Families to Stay Together; Home from Hospital; and Accommodation Based Solutions.

A core concept of RIF is the development of projects from new innovation to core services, reflected in the tapering of funding, where expectation of match funding from partners rises from 10% in the first two years in the Accelerating Change Fund, to 50% at the end of the five years. However, due to an acknowledgement of the financial pressures that partners were under, tapering was suspended for 2023. At this time, the Minister has not decided whether this suspension will continue for the next financial year. Regional Partnership Boards (RPB) on a national and local level have raised concern about the impact the lifting of the suspension would have. It is expected the issue will be further discussed at the Ministers meeting on 14 December 2023.

From a West Wales Regional Partnership Board (WWRPB) perspective, the issue of tapering has been discussed at Integrated Executive Group (IEG) and RPB level, and a report is being completed identifying risks and impacts of the re-introduction of tapering. During October 2023 projects were evaluated on a locality area basis, to identify how transformative they were, the level of impact, but also how sustainable they were in terms of funding and resources. These evaluations will be used as the basis of any changes to the current RIF programme.

If the decision to pause matching/ tapering had **not** been taken, the requirements for Acceleration Fund for West Wales would be a total of £576,242 (£214,781 higher); and the requirement for match funding in the embedding fund would be a total of £4,284,881 (£1,068,427 higher).

There are also ring-fenced budgets for specific population groups (Dementia, Carers and Integrated Autism Service), each of which has a steering group whose role is to oversee projects, budgets, development of new projects and any slippage. These projects are not under the same tapering requirements as the general RIF programme.

Current RIF Funding

RIF Core Funding Accelerating Change Fund

(New ideas or project in concept stage, received for a maximum of 2 years. 10% match funding required.) Welsh Government (WG) funds £5,186,182, planned match funding is £361,461.

RIF Core Funding Embedding Fund

(Received for a maximum of three years. 30% match funding required.) WG funds £9,998,056, planned match funding is £3,216,454.

50/50 Integrated Mainstreaming Fund - WW have no projects in this fund.

RIF Evaluation

In November 2023, WWRPB submitted the six-month RIF evaluation to Welsh Government. The process had been time-consuming, with a new template being developed which aimed to highlight the story of change and how projects were facilitating the models of care. WWRPB delivered several workshops aimed at supporting project leads to understand the models of care and the expectations of the reporting structure prior. Workshops (with WG in attendance) were also held following the completion of the 6-month RIF reporting. These will be ongoing, as requested by project and programme leads. It is clear from feedback that the RIF evaluation, and the new templates have been time-consuming and repetitive. This is reflected from all RPB's.

WWRPB have also created a dashboard. This dashboard enables metric data to be input once, which will decrease the work required for future reporting. It also aggregates data, recalculating percentages dynamically, to amalgamate appropriate project reporting into overarching Model of Care (MOC) programme report. (Please refer to appendices for example).

This is currently at Stage 1. Stage 2 will allow WWRPB to utilise the data to summarise and format to the needs of different audiences, such as a carers report pulling all data from carers projects across the MOCs.

WWRPB will be meeting with Welsh Government on 12 December 2023 for feedback on the evaluation.

Budget Monitoring

Under RIF guidance, local Health Boards hold the funding on behalf of the RPB, acting as banker. This includes a monthly financial report (RIF tracker), consolidating forecasts, and processing invoices. This information is part of the evaluation of projects to assess benefits, challenge deviations from plan and develop mitigation plans. Reports are submitted to WG on a

quarterly basis. At the Q1 Budget meeting in September 2023, WG commented positively on the processes that had been implemented, and the quality of the information submitted. The Q2 meeting is scheduled for 11 December 2023.

Please see Appendix 2 for detailed information on current RIF projects and budget

Asesiad / Assessment

This update is for information only.

Argymhelliad / Recommendation

The Committee is asked to:

NOTE the contents of the Regional Integration Fund Summary report.

Amcanion: (rhaid cwblhau)

Objectives: (must be completed)

Committee ToR Reference: Cyfeirnod Cylch Gorchwyl y Pwyllgor:	Not Applicable
Cyfeirnod Cofrestr Risg Datix a Sgôr Cyfredol: Datix Risk Register Reference and Score:	Not Applicable
Parthau Ansawdd: Domains of Quality Quality and Engagement Act (sharepoint.com)	Not Applicable
Galluogwyr Ansawdd: Enablers of Quality: Quality and Engagement Act (sharepoint.com)	Not Applicable
Amcanion Strategol y BIP: UHB Strategic Objectives:	All Strategic Objectives are applicable
Amcanion Cynllunio Planning Objectives	Not Applicable
Amcanion Llesiant BIP: UHB Well-being Objectives: Hyperlink to HDdUHB Well-being Objectives Annual Report 2021-2022	9. All HDdUHB Well-being Objectives apply

Gwybodaeth Ychwanegol:

Further Information:

Ar sail tystiolaeth: Evidence Base:	Not Applicable
Rhestr Termiau: Glossary of Terms:	Not Applicable

Partïon / Pwyllgorau â ymgynhorwyd ymlaen llaw y Pwyllgor Datblygu Strategol a Chyflenwi Gweithredol: Parties / Committees consulted prior to Strategic Development and Operational Delivery Committee:	Not Applicable
--	----------------

Effaith: (rhaid cwblhau) Impact: (must be completed)	
Ariannol / Gwerth am Arian: Financial / Service:	Not Applicable
Ansawdd / Gofal Claf: Quality / Patient Care:	Not Applicable
Gweithlu: Workforce:	Not Applicable
Risg: Risk:	Not Applicable
Cyfreithiol: Legal:	Not Applicable
Enw Da: Reputational:	Not Applicable
Gyfrinachedd: Privacy:	Not Applicable

**Cydraddoldeb:
Equality:**

Not Applicable

Project Financial Report: October 2023

Select a RIF project

RIF_CA_020403: Proactive Care

Model of care: 2: CBC – Complex care closer to home

Programme: Integrated Community Networks

Project: **Proactive Care**

£197,114

Confirmed spend to date

+19%

Spend variance to plan

£341,800

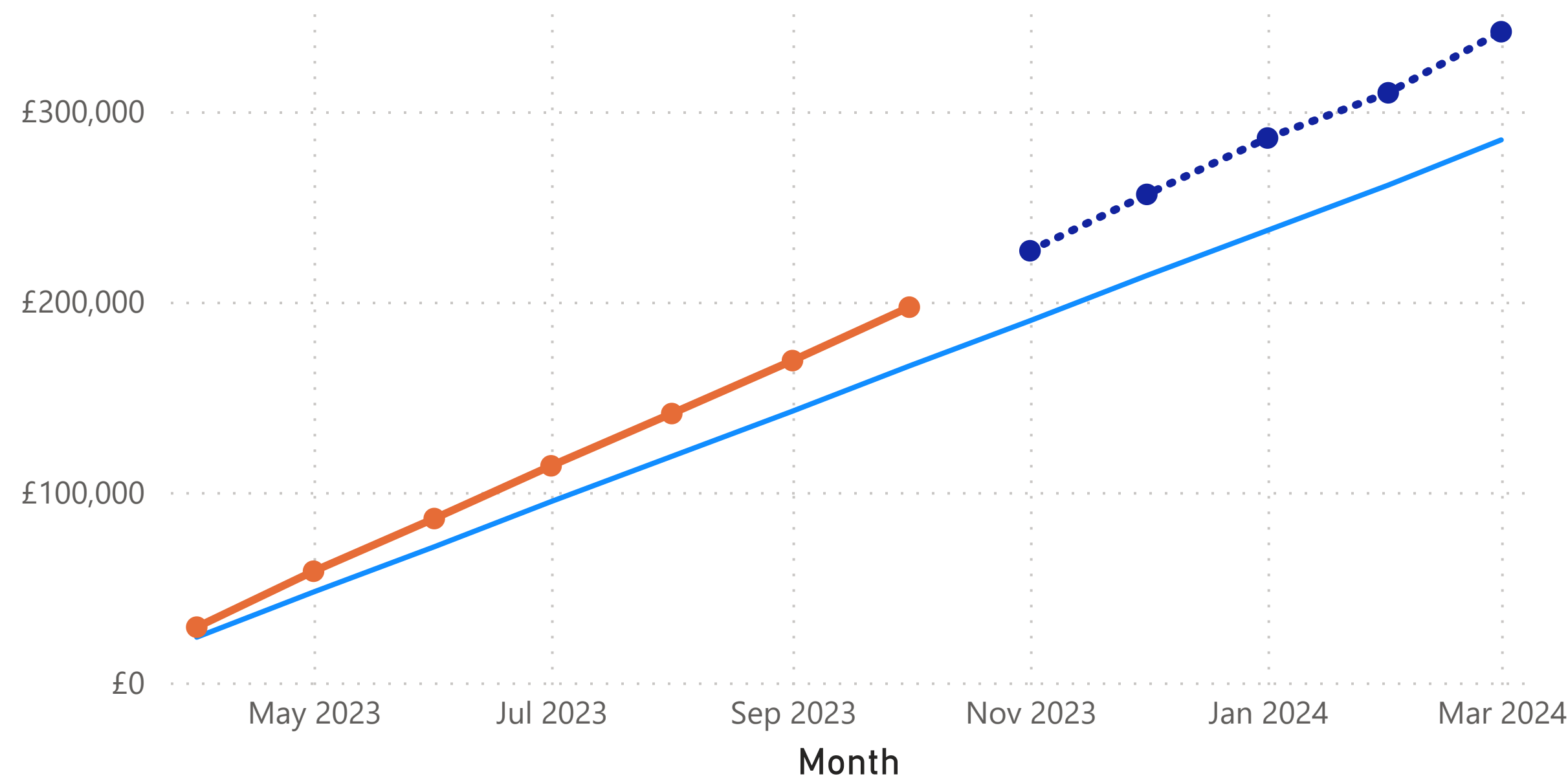
Forecast EOY spend

+20%

Forecast EOY variance

Financial profile for the year

● Planned spend profile ● Forecast trajectory ● Confirmed spend



Monthly financial breakdown for the year

Month	Plan	Spend	Trajectory	Difference	Variance
Apr 23	£23,747.17	£29,033.56		£5,286.39	+22%
May 23	£47,494.33	£58,410.71		£10,916.38	+23%
Jun 23	£71,241.50	£86,076.28		£14,834.78	+21%
Jul 23	£94,988.67	£113,777.38		£18,788.71	+20%
Aug 23	£118,735.83	£141,234.90		£22,499.07	+19%
Sep 23	£142,483.00	£169,051.35		£26,568.35	+19%
Oct 23	£166,230.17	£197,113.68		£30,883.52	+19%
Nov 23	£189,977.33		£226,731.12	£36,753.78	+19%
Dec 23	£213,724.50		£256,348.55	£42,624.05	+20%
Jan 24	£237,471.67		£285,965.98	£48,494.31	+20%
Feb 24	£261,218.83		£309,716.41	£48,497.58	+19%
Mar 24	£284,966.00		£341,799.85	£56,833.85	+20%

Project Performance Report: Mid-year 2023/24

Number of individuals
accessing the project (HM1)



(Blank)

Number of new individuals
accessing the project for the
first time (HM2)



(Blank)

Number of referrals received
(HM3)



10,527

Number of contacts
(HM4)



(Blank)

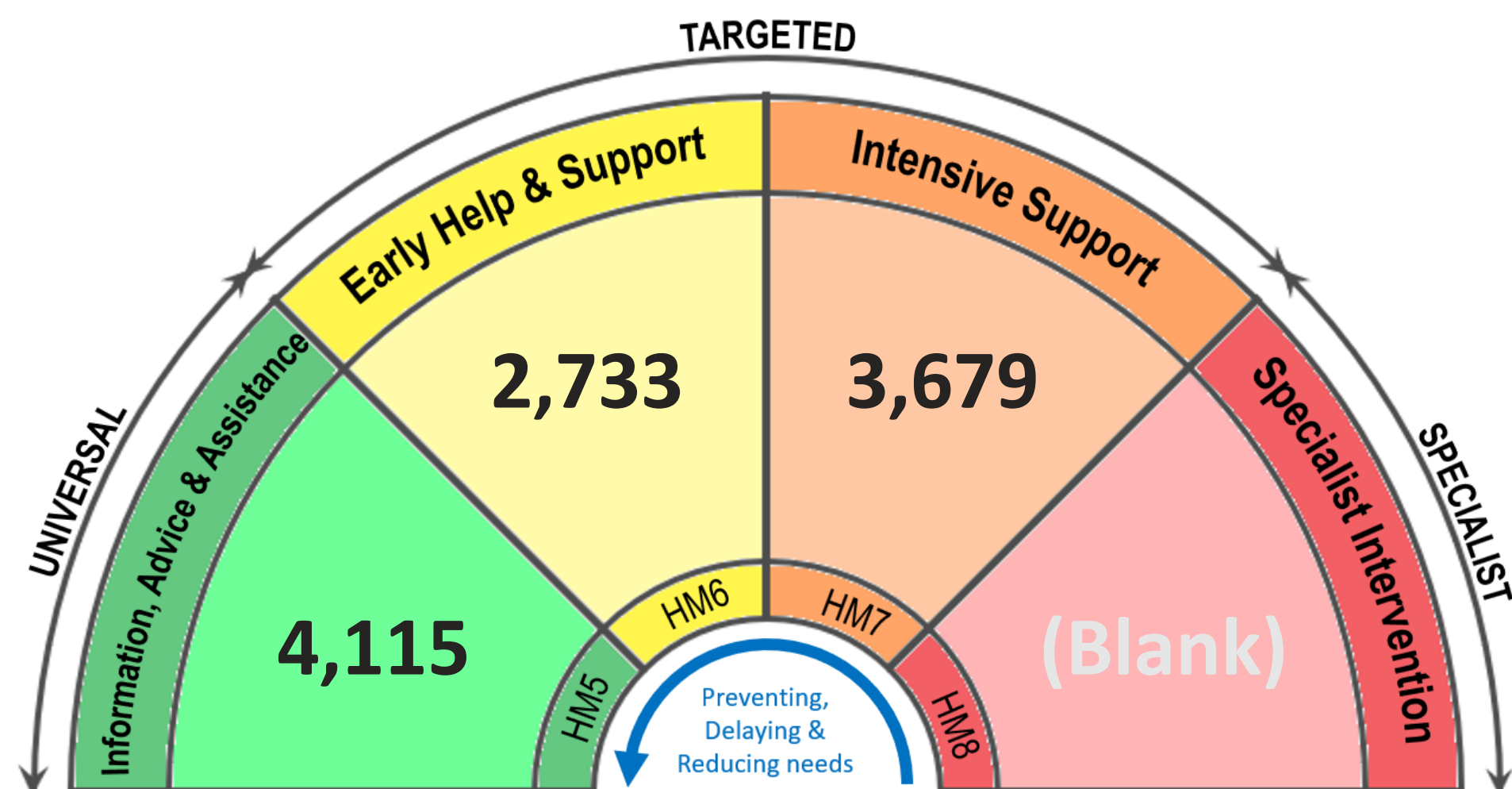
Select a RIF project

RIF_CA_020403: Proactive Care

Model of care: 2: CBC – Complex care closer to home

Programme: Integrated Community Networks

Project: **Proactive Care**



HM1 and HM5-8 are calculated
on the latest reported figure.
While this may not capture all
individuals, it prevents double
(or 6x) counting from the
quarterly or monthly reports.

HM2-4 are aggregations of all
reports in the reporting period.

Number of individuals receiving...

% of individuals satisfied with...

...Information, Advice
& Assistance (HW2)



(Blank)

...Early Help &
Support (HW3)



(Blank)

...Intensive Support
(HW4)



(Blank)

...Specialist
Intervention (HW5)



(Blank)

% of referrals
accepted (HW1)



(Blank)

Difference made?

% of individuals feeling
less isolated as a result of
project support
(DM1)




(Blank)

% of individuals
maintaining or improving
their emotional health
and well-being (DM2)



(Blank)

% of individuals who feel
they have influenced
decisions that affect them
(DM3)



(Blank)

% of individuals whose
independence has improved or
remained the same with the
support of the project (DM4)



(Blank)

% of individuals who feel more
confident accessing services
following project support
(DM5)



(Blank)

Programme Financial Report: October 2023

Select a RIF Programme

RIF_WW_010100: Catalysts for Care

Model of care: 1: CBC – Prevention and community coordination

Programme: **Catalysts for Care**

£59,619

Confirmed spend to date

-52%

Spend variance to plan

£214,768

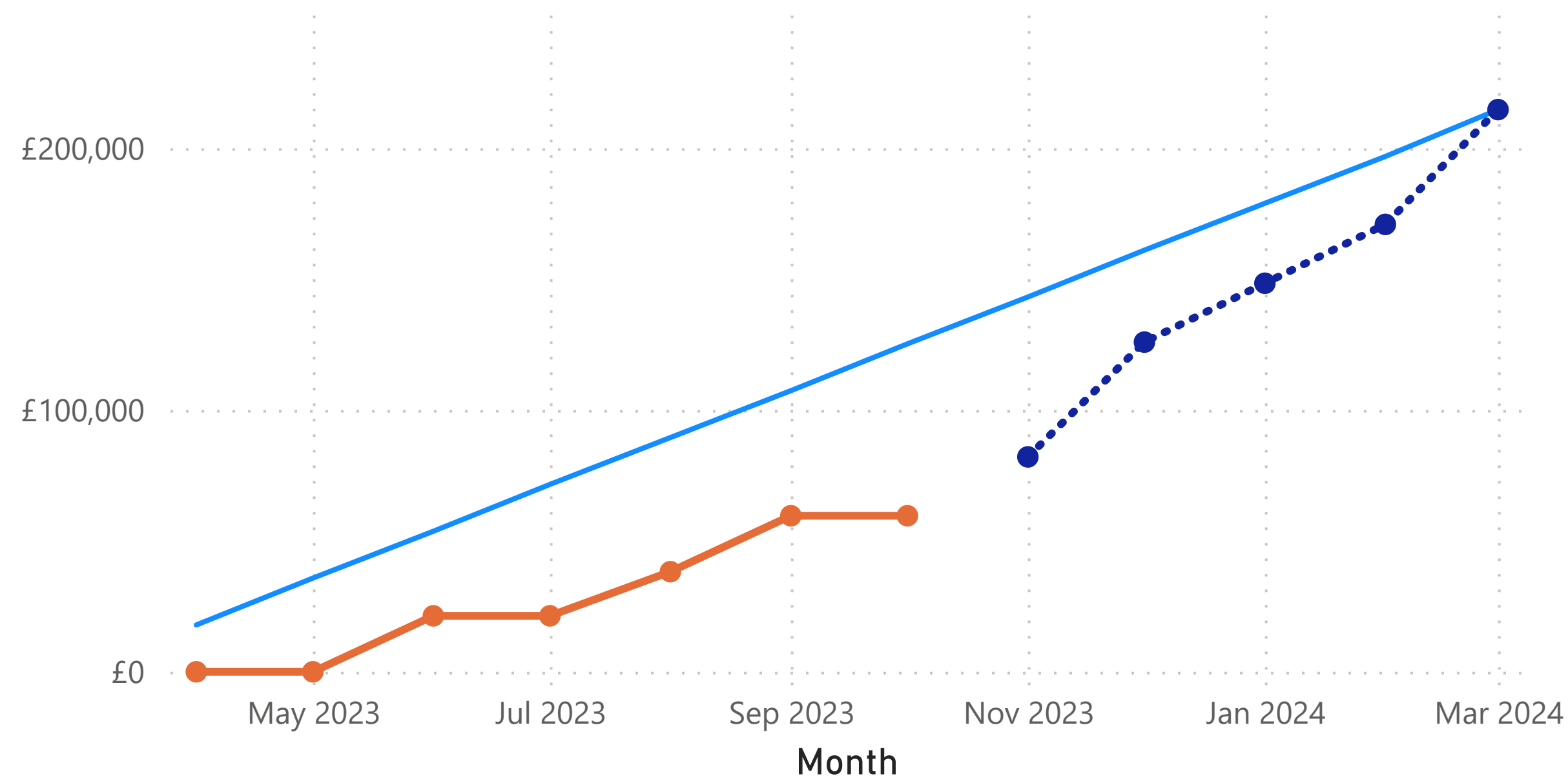
Forecast EOY spend

+0%

Variance

Financial profile for the year

Planned spend profile Forecast trajectory Confirmed spend



Monthly financial breakdown for the year

Month	Plan	Spend	Trajectory	Difference	Variance
Apr 23	£17,897.33	£0.00		£-17,897.33	-100%
May 23	£35,794.65	£0.00		£-35,794.65	-100%
Jun 23	£53,691.98	£21,373.00		£-32,318.98	-60%
Jul 23	£71,589.31	£21,373.00		£-50,216.31	-70%
Aug 23	£89,486.63	£38,246.12		£-51,240.51	-57%
Sep 23	£107,383.96	£59,619.12		£-47,764.84	-44%
Oct 23	£125,281.29	£59,619.12		£-65,662.17	-52%
Nov 23	£143,178.61		£82,100.12	£-61,078.49	-43%
Dec 23	£161,075.94		£125,954.12	£-35,121.82	-22%
Jan 24	£178,973.27		£148,435.12	£-30,538.15	-17%
Feb 24	£196,870.59		£170,916.12	£-25,954.47	-13%
Mar 24	£214,767.92		£214,768.12	£0.20	+0%

Programme Performance Report: Mid-year 2023/24

Number of individuals
accessing the project (HM1)



119

Number of new individuals
accessing the project for the
first time (HM2)



19

Number of referrals received
(HM3)



(Blank)

Number of contacts
(HM4)



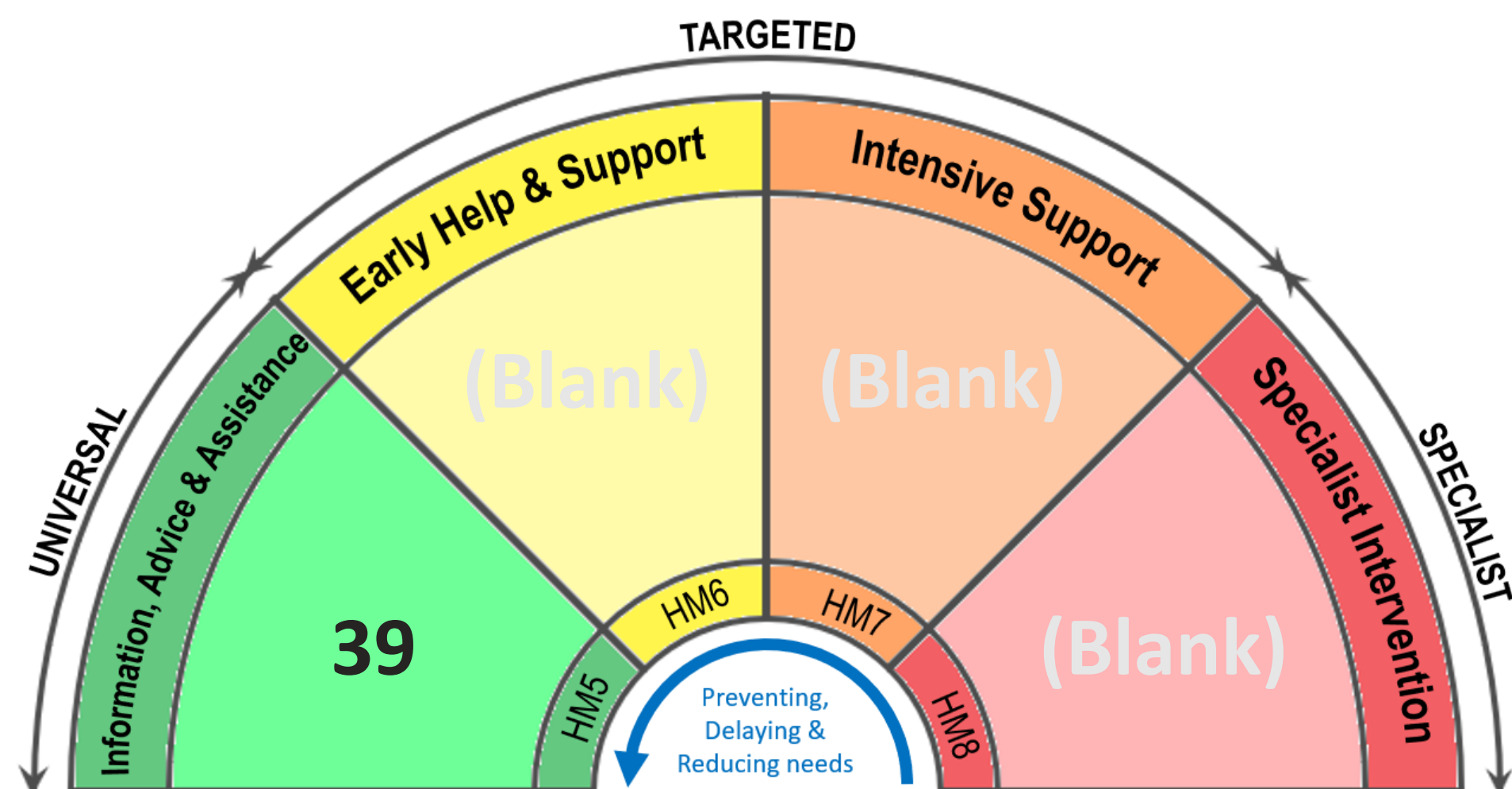
(Blank)

Select a RIF Programme

RIF_WW_010100: Catalysts for Care

Model of care: 1: CBC – Prevention and community coordination

Programme: Catalysts for Care



Number of individuals receiving...

HM1 and HM5-8 are calculated
on the latest reported figure.
While this may not capture all
individuals, it prevents double
(or 6x) counting from the
quarterly or monthly reports.
HM2-4 are aggregations of all
reports in the reporting period.

Difference made?

% of individuals feeling
less isolated as a result of
project support
(DM1)




(Blank)

% of individuals
maintaining or improving
their emotional health
and well-being (DM2)



(Blank)

% of individuals who feel
they have influenced
decisions that affect them
(DM3)



(Blank)

% of individuals whose
independence has improved or
remained the same with the
support of the project (DM4)



(Blank)

% of individuals who feel more
confident accessing services
following project support
(DM5)



(Blank)

% of individuals satisfied with...

...Information, Advice
& Assistance (HW2)



100.0%

...Early Help &
Support (HW3)



(Blank)

...Intensive Support
(HW4)



(Blank)

...Specialist
Intervention (HW5)



(Blank)

% of referrals
accepted (HW1)



(Blank)

How much?

How well?

Programme Performance Data: Mid-year 2023/24

Select a RIF Programme

RIF_WW_010100: Catalysts for Care

RBA Type	Measure reference	WW RIF Ref	HW/DM measure	Measure date	Numerator	Denominator	%Result
Difference made?	DML1	RIF_WW_010100	% of people with increased knowledge of services/support available to them	30 September 2023	7.00	7.00	100.00%
How well?	HW2	RIF_WW_010100	% of people satisfied with the information provided (HW2)	30 September 2023	7.00	7.00	100.00%
How well?	HWL1	RIF_WW_010100	% of people completing targeted training	30 September 2023	3.00	3.00	100.00%

RBA Type	Measure reference	WW RIF Ref	SNAP Measure Name	Measure date
Component Denominator	DMDL1	RIF_WW_010100	Number of people surveyed about knowledge of services/support available to them	30 September 2023
Component Numerator	DMNL1	RIF_WW_010100	Number of people with increased knowledge of services/support available to them	30 September 2023
How many?	HM1	RIF_WW_010100	Number of people accessing the service (Number of individuals accessing the project - HM1)	30 September 2023
How many?	HM2	RIF_WW_010100	Number of new people accessing the service (Number of new individuals accessing the project for the first time - HM2)	30 September 2023
How many?	HM5	RIF_WW_010100	Number of people receiving IAA (universal) (HM5)	30 September 2023
How many?	HML1	RIF_WW_010100	Number of people accessing training	30 September 2023
How many?	HML2	RIF_WW_010100	Number of training sessions delivered	30 September 2023
Component Denominator	HWD2	RIF_WW_010100	Number of people surveyed about satisfaction with the IAA provided	30 September 2023
Component Numerator	HWN2	RIF_WW_010100	Number of people satisfied with the IAA provided	30 September 2023
Component Numerator	HWNL1	RIF_WW_010100	Number of people completing targeted training	30 September 2023

Model of Care Financial Report: October 2023

Select a RIF Model of Care (or ringfenced fund)

RIF_WW_010000: 1: CBC – Prevention and community coordination

Model of care:

1: CBC – Prevention and community coordination

£1,514,729

Confirmed spend to date

-16%

Spend variance to plan

£3,069,922

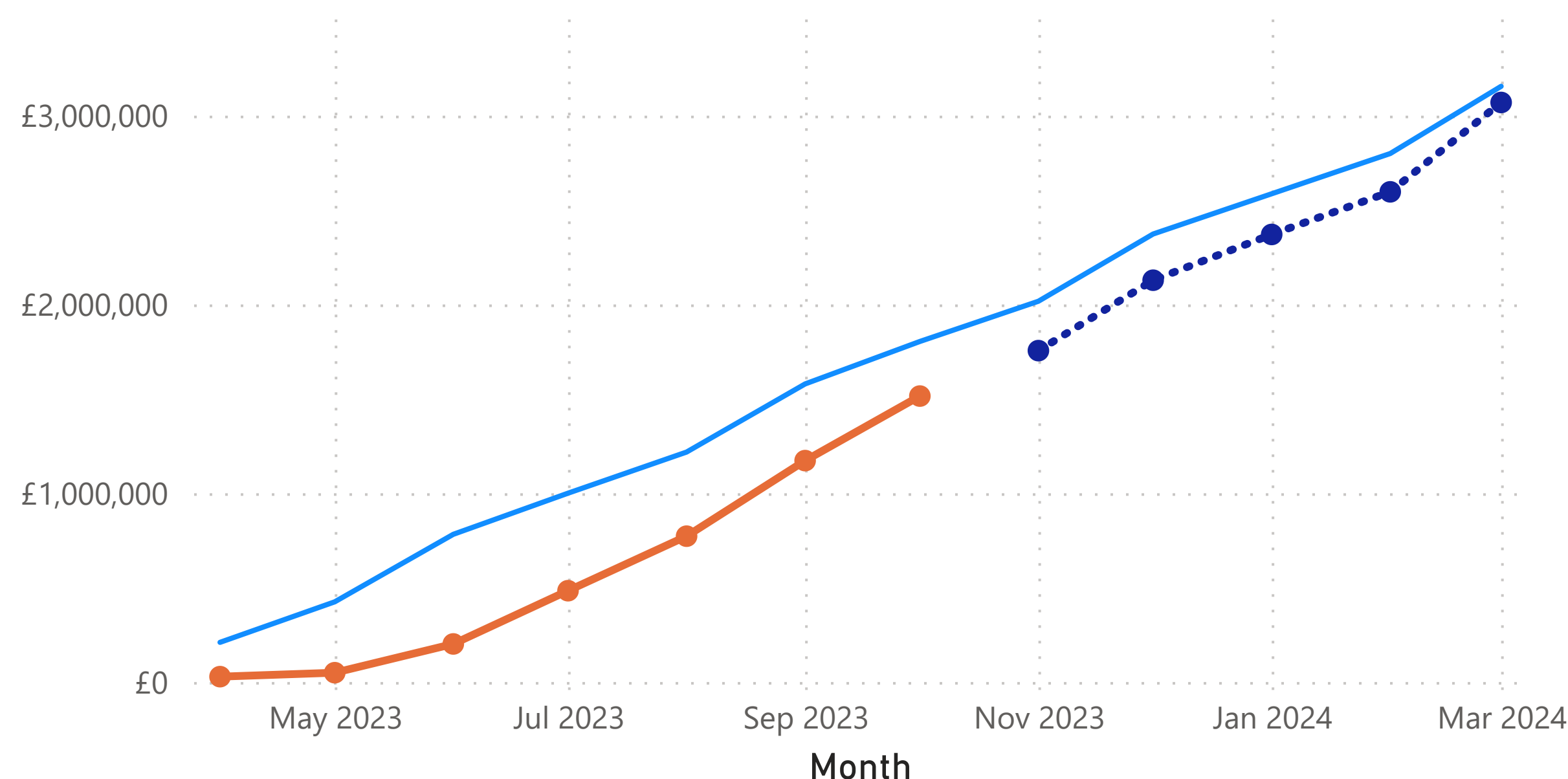
Forecast EOY spend

-3%

Forecast EOY variance

Financial profile for the year

Planned spend profile Forecast trajectory Confirmed spend



Monthly financial breakdown for the year

Month	Plan	Spend	Trajectory	Difference	Variance
Apr 23	£210,238.16	£28,518.06		£-181,720.10	-86%
May 23	£424,851.23	£49,436.12		£-375,415.11	-88%
Jun 23	£782,485.81	£201,771.60		£-580,714.22	-74%
Jul 23	£1,000,331.29	£483,725.60		£-516,605.69	-52%
Aug 23	£1,218,177.77	£772,607.35		£-445,570.41	-37%
Sep 23	£1,579,045.74	£1,172,873.12		£-406,172.62	-26%
Oct 23	£1,803,938.72	£1,514,729.29		£-289,209.43	-16%
Nov 23	£2,017,055.70		£1,755,467.08	£-261,588.62	-13%
Dec 23	£2,373,195.18		£2,128,433.21	£-244,761.96	-10%
Jan 24	£2,586,313.15		£2,370,831.60	£-215,481.55	-8%
Feb 24	£2,799,431.13		£2,596,548.74	£-202,882.39	-7%
Mar 24	£3,155,568.61		£3,069,921.89	£-85,646.72	-3%

Model of Care (or ringfenced fund) Performance Report: Mid-year 2023/24

Number of individuals
accessing the project (HM1)



9,691

Number of new individuals
accessing the project for the
first time (HM2)



629

Number of referrals received
(HM3)



1,253

Number of contacts
(HM4)



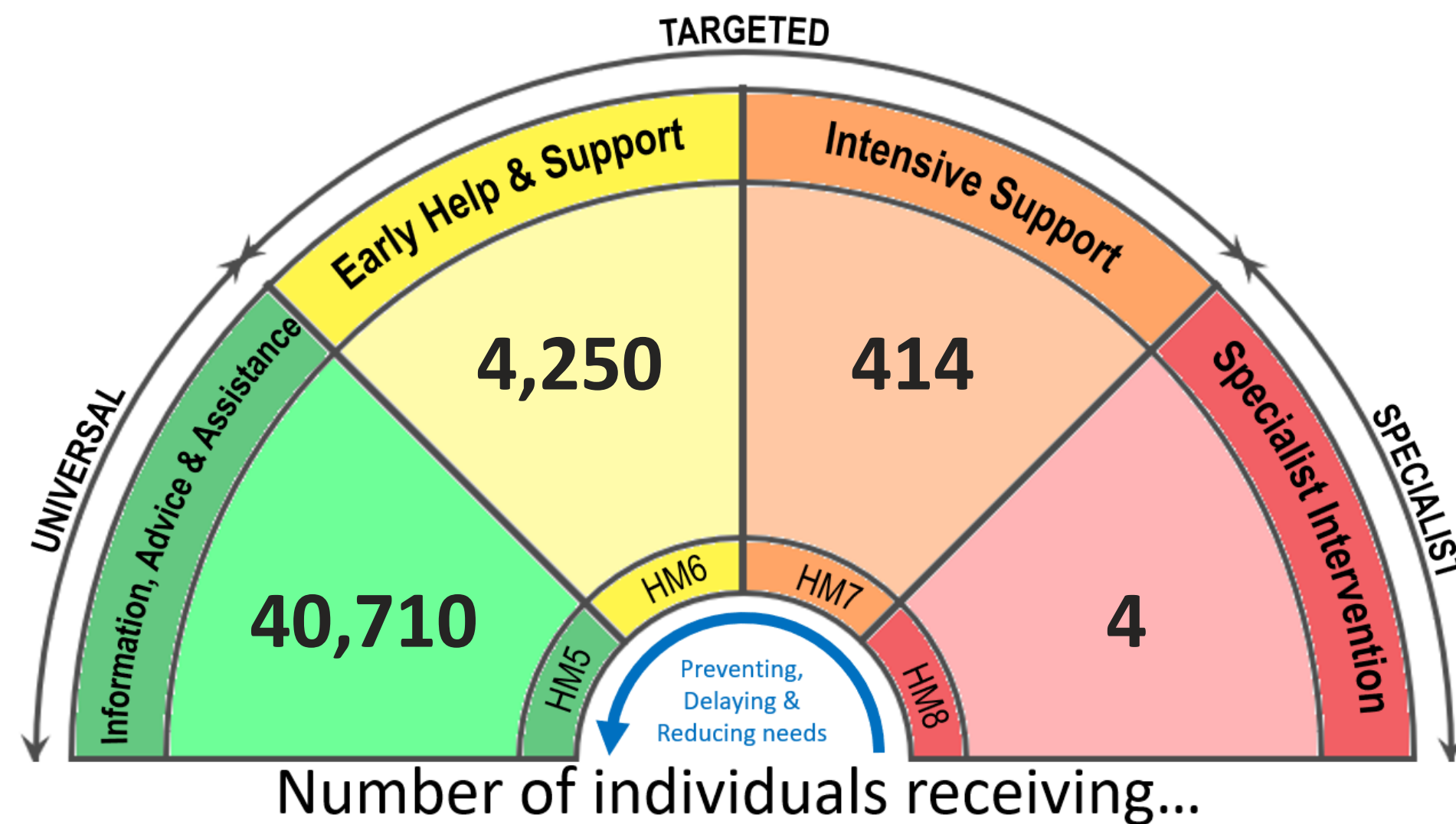
20,496

Select a RIF Model of Care (or ringfenced fund)

RIF_WW_010000: 1: CBC – Prevention and community coordination

Model of care (or ringfenced fund):

1: CBC – Prevention and community coordination



HM1 and HM5-8 are calculated
on the latest reported figure.
While this may not capture all
individuals, it prevents double
(or 6x) counting from the
quarterly or monthly reports.
HM2-4 are aggregations of all
reports in the reporting period.

Difference made?

% of individuals feeling
less isolated as a result of
project support
(DM1)



(Blank)

% of individuals
maintaining or improving
their emotional health
and well-being (DM2)



(Blank)

% of individuals who feel
they have influenced
decisions that affect them
(DM3)



(Blank)

% of individuals whose
independence has improved or
remained the same with the
support of the project (DM4)



(Blank)

% of individuals who feel more
confident accessing services
following project support
(DM5)



(Blank)

% of individuals satisfied with...

...Information, Advice
& Assistance (HW2)



100.0%

...Early Help &
Support (HW3)



(Blank)

...Intensive Support
(HW4)



(Blank)

...Specialist
Intervention (HW5)



(Blank)

% of referrals
accepted (HW1)



118.9%

MoC (or ringfenced fund) Performance Data: Mid-year 2023/24

Select a RIF Model of Care (or ringfenced fund)

RIF_WW_010000: 1: CBC – Prevention and community coordination

RBA Type	Measure reference	WW RIF Ref	HW/DM measure	Measure date	Numerator	Denominator	%Re
Difference made?	DML3	RIF_PE_010401	% of people with increased knowledge of services/support available to them	30 September 2023	311.00	610.00	50
How well?	HW1	RIF_PE_010401	% of referrals accepted (HW1)	30 September 2023	858.00	535.00	160
How well?	HWL1	RIF_PE_010401	% of people completing targeted training	30 September 2023	468.00	471.00	99
How well?	HW1	RIF_CA_010704	% of referrals then signed up to CONNECT - Carmarthenshire (HW1)	31 May 2023	77.00	91.00	84
How well?	HW1	RIF_CA_010704	% of referrals then signed up to CONNECT - Carmarthenshire (HW1)	30 September 2023	80.00	91.00	87
How well?	HW1	RIF_CA_010704	% of referrals then signed up to CONNECT - Carmarthenshire (HW1)	30 June 2023	76.00	84.00	90
How well?	HW1	RIF_CA_010704	% of referrals then signed up to CONNECT - Carmarthenshire (HW1)	30 April 2023	71.00	83.00	85
How well?	HW1	RIF_CA_010704	% of referrals then signed up to CONNECT - Carmarthenshire (HW1)	31 July 2023	68.00	82.00	82
How well?	HW1	RIF_CA_010704	% of referrals then signed up to CONNECT - Carmarthenshire (HW1)	31 August 2023	61.00	67.00	91
How well?	HW2	RIF_WW_010703	% of visits to the website who rate the website as 'good' or 'excellent' (HW2)	30 September 2023	30.00	30.00	100
How well?	HW1	RIF_CE_010701	% of referrals then signed up to CONNECT - Ceredigion (HW1)	30 June 2023	15.00	22.00	68

RBA Type	Measure reference	WW RIF Ref	SNAP Measure Name	Measure c
Component Denominator	DMD1	RIF_PE_010401	Number of people surveyed about feeling isolated	30 Septem
Component Denominator	DMD2	RIF_PE_010401	Number of people surveyed about their emotional health and wellbeing	30 Septem
Component Denominator	DMD3	RIF_CA_010301	Number of individuals surveyed about feeling they have influenced the decisions that affect them	31 July 20
Component Denominator	DMD3	RIF_CA_010301	Number of individuals surveyed about feeling they have influenced the decisions that affect them	30 Septem
Component Denominator	DMD3	RIF_CA_010301	Number of individuals surveyed about feeling they have influenced the decisions that affect them	31 August
Component Denominator	DMDL1	RIF_PE_010401	Number of people referred for an Assistive Technology package	30 Septem
Component Denominator	DMDL1	RIF_WW_010100	Number of people surveyed about knowledge of services/support available to them	30 Septem
Component Denominator	DMDL1	RIF_CA_010301	Number of people surveyed about their personal outcomes	31 July 20
Component Denominator	DMDL1	RIF_CA_010301	Number of people surveyed about their personal outcomes	30 Septem
Component Denominator	DMDL1	RIF_CA_010301	Number of people surveyed about their personal outcomes	31 August
Component Denominator	DMDL2	RIF_PE_010401	Number of people surveyed about their personal outcomes	30 Septem