

APPENDIX 1

EQUALITY INFORMATION

As both a service provider and an employer, the Health Board needs to collect and keep up to date:

- Information relating to service users and the general population
- Information relating to our staff.

We have mainly relied on Census 2011 information for the demographic profile of our communities and updates from the Office for National Statistics (Wales) available [here](#). Demographic data on the broad profile of the Hywel Dda community is available in previous Equality Reports [here](#).














It is acknowledged that “sensitive” equality monitoring information around sexual orientation, religion and belief may not be reliable and may therefore not give a complete and true picture of the county demographics.

The following info-graphic provides a broad over-view of protected characteristics across our three counties.














Further population demographics are available in each of the Public Services Board Well-being Plans within Carmarthenshire, Ceredigion and Pembrokeshire [here](#)

The Workforce Equality Report is published separately alongside this report














If we could shrink **Carmarthenshire's** population to a village of approximately 100 people, with all of the existing human ratios remaining the same, there would be:

	49 Males and 51 females (2011 census)
	18 children aged under 16 (2011 census)
	61 people of working age (2011 census)
	21 people of pensionable age (2011 census)
	44 people able to speak welsh (2011 census)
	98 people from a white background and 2 from a non white background (2011 census)
	6-9 people would be Lesbian, Gay or bisexual (Stonewall Cymru)
	38 with a limiting long term illness or disability (2011 census)
	13 people would be providing unpaid care (2011 census)
	62 people who were Christian, 1 person would be of other religion and 29 would have no religion (8 would prefer not to state their religion) (2011 Census)
	17 households would be earning less than £10,000 per year and 5 households would be earning over £80,000 per year (CACI Paycheck 2013)
	31 people from the total population claiming key Department of Work and Pension benefits (DWP Stats May 2013)
	18 lone parents

If we could shrink **Ceredigion's** population to a village of approximately 100 people, with all of the existing human ratios remaining the same, there would be:

	50 Males and 50 females (2011 census)
	15 children aged under 16 (2011 census)
	63 people of working age (2011 census)
	23 people of pensionable age (2011 census)
	47 people able to speak welsh (2011 census)
	97 people from a white background and 2 from a non white background (2011 census)
	5-7 people would be Lesbian, Gay or bisexual (Stonewall Cymru)
	21 people with a limiting long term illness or disability (2011 census)
	11 people would be providing unpaid care (2011 census)
	58 people who were Christian, 1 person would be of other religion and 29 would have no religion (8 would prefer not to state their religion) (2011 Census)
	16 households would be earning less than £10,000 per year and 5 households would be earning over £80,000 per year (CACI Paycheck 2013)
	14 people from the total population claiming key Department of Work and Pension benefits (DWP Stats May 2013)
	5 lone parents

If we could shrink **Pembrokeshire's** population to a village of approximately 100 people, with all of the existing human ratios remaining the same, there would be

	49 Males and 51 females (2011 census)
	18 children aged under 16 (2011 census)
	60 people of working age (2011 census)
	22 people of pensionable age (2011 census)
	19 people able to speak welsh (2011 census)
	98 people from a white background and 2 from a non white background (2011 census)
	6-9 people would be Lesbian, Gay or bisexual (Stonewall Cymru)
	11 with a limiting long term illness or disability (2011 census)
	12 people would be providing unpaid care (2011 census)
	63 people who were Christian, 1 person would be of other religion and 29 would have no religion (8 would prefer not to state their religion) (2011 Census)
	16 households would be earning less than £10,000 per year and 5 households would be earning over £80,000 per year (CACI Paycheck 2013)
	14 people from the total population claiming key Department of Work and Pension benefits (DWP Stats May 2013)
	12 lone parents

