











Population demographics for Hywel Dda University Health Board

The following info-graphic table provides a broad over-view of protected characteristics across our three counties based on results of the 2011 Census. It is based on shrinking each county's population to a village of approximately 100 people, with all of the existing human ratios remaining the same, and provides an overview of protected characteristics for each county.

It is acknowledged that changes in population will have occurred over time and that "sensitive" equality monitoring information around sexual orientation, religion and belief may not be reliable so may not give a complete and true picture of the county demographics. Population Demographics for the Hywel Dda region are available on the ONS website www.ons.gov.uk. Information on health and socio-economic factors across the three counties is available here <http://www.wales.nhs.uk/sitesplus/922/home> and here www.daffodilcymru.org.uk

Data Source		Carmarthenshire	Ceredigion	Pembrokeshire
	2011 Census	49 Males and 51 females	50 Males and 50 females	49 Males and 51 females
	2011 Census	18 children aged under 16	15 children aged under 16	18 children aged under 16
	2011 Census	61 people of working age	63 people of working age	60 people of working age
	2011 Census	21 people of pensionable age	23 people of pensionable age	22 people of pensionable age
	2011 Census	44 people able to speak welsh	47 people able to speak welsh	19 people able to speak welsh
	2011 Census	98 people from a white background and 2 from a non white background	97 people from a white background and 2 from a non white background	98 people from a white background and 2 from a non white background
	Stonewall Cymru	6-9 people would be Lesbian, Gay or bisexual	5-7 people would be Lesbian, Gay or bisexual	6-9 people would be Lesbian, Gay or bisexual
	2011 Census	38 with a limiting long term illness or disability	21 people with a limiting long term illness or disability	11 with a limiting long term illness or disability
	2011 Census	13 people would be providing unpaid care	11 people would be providing unpaid care	12 people would be providing unpaid care
	2011 Census	62 people who were Christian, 1 person would be of other religion and 29 would have no religion (8	58 people who were Christian, 1 person would be of other religion and 29 would have no	63 people who were Christian, 1 person would be of other religion and 29 would have no religion (8

		would prefer not to state their religion)	religion (8 would prefer not to state their religion)	would prefer not to state their religion)
£	CACI Paycheck 2013	17 households would be earning less than £10,000 per year and 5 households would be earning over £80,000 per year	16 households would be earning less than £10,000 per year and 5 households would be earning over £80,000 per year	16 households would be earning less than £10,000 per year and 5 households would be earning over £80,000 per year