

Performance Trend Charts: data as at 31st July 2020

Click a link below to view the trend chart and data for that indicator

Better Prevention & Self-Management

- ['6 in 1' vaccine](#)
- [MMR vaccine](#)
- [Attempt to quit smoking](#)
- [CO validated as quit smoking](#)

Motivated & Sustainable Workforce

- [Performance appraisals \(PADR\)](#)
- [Core Skills Training Framework \(CSTF\)](#)
- [Sickness absence](#)
- [Complaints](#)
- [Consultants/SAS doctors - current job plan](#)

Higher Value, Rapid Improvement & Innovation

- [Hospital initiated cancellations](#)
- [Agency spend](#)
- [Finance](#)

Quality and Accessible Services

- [C.difficile](#)
- [E.coli](#)
- [S.aureus](#)
- [Mental health delayed transfers of care \(DTOC\)](#)
- [Non-mental health DTOC](#)
- [Ambulance red calls](#)
- [Ambulance handovers over 1 hour](#)
- [A&E/MIU 4 hour waits](#)
- [A&E/MIU 12 hour waits](#)
- [Admission to stroke unit <4 hours](#)
- [Assessed by stroke consultant <24 hours](#)
- [Stroke patients - speech and language therapy](#)
- [Urgent suspected cancer](#)
- [Non-urgent suspected cancer](#)
- [Single cancer pathway](#)
- [Delayed follow-ups - all specialties](#)
- [Ophthalmology patients seen by target date](#)
- [Diagnostic waiting times](#)
- [Therapy waiting times](#)
- [Referral to treatment \(RTT\) <=26 weeks](#)
- [RTT patients waiting 36 weeks+](#)
- [Neurodevelopment assessment](#)
- [Psychological therapy - adults](#)

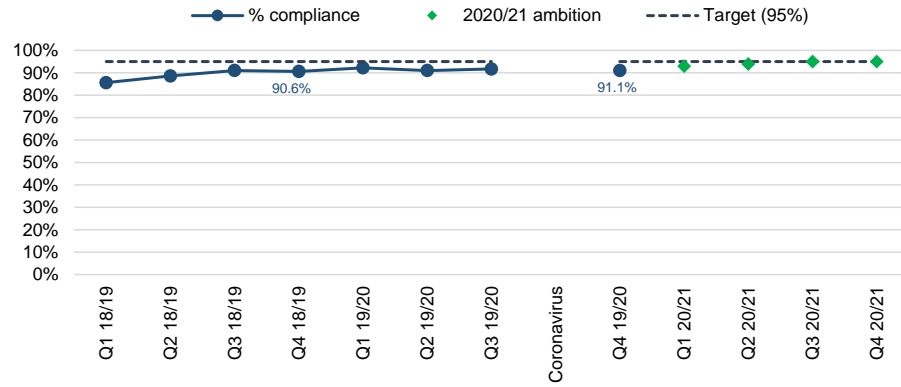


Additional resources (intranet access needed):

[Integrated Performance Assurance Reports \(IPAR\) and performance overview](#)



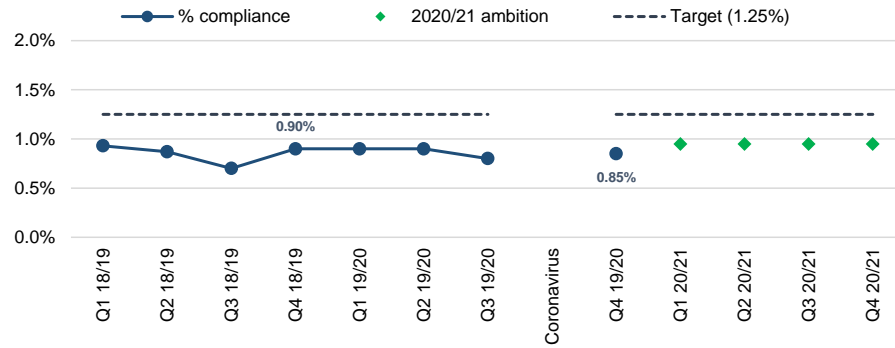
% children receiving 2 doses of MMR vaccine by age 5



% children receiving 2 doses of MMR vaccine by age 5	Q1 18/19	Q2 18/19	Q3 18/19	Q4 18/19	Q1 19/20	Q2 19/20	Q3 19/20	Coronavirus	Q4 19/20	Q1 20/21	Q2 20/21	Q3 20/21	Q4 20/21
% compliance	85.6%	88.6%	91.0%	90.6%	92.2%	91.0%	91.7%		91.1%				
2020/21 ambition										93%	94%	95%	95%
Target (95%)	95%	95%	95%	95%	95%	95%	95%		95%	95%	95%	95%	95%



% of adult smokers who make a quit attempt via smoking cessation services (in quarter)*

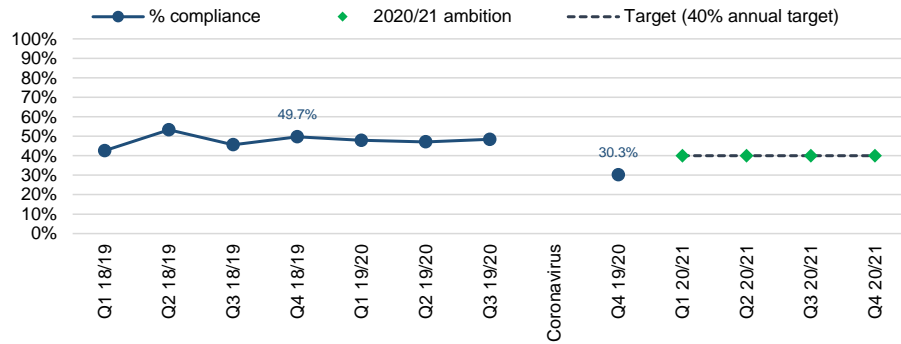


* quarterly figures are provided to show the trend; actual target is 5% cumulative by 31st March 2020

% of adult smokers who make a quit attempt via smoking cessation services (in quarter)*	Q1 18/19	Q2 18/19	Q3 18/19	Q4 18/19	Q1 19/20	Q2 19/20	Q3 19/20	Coronavirus	Q4 19/20	Q1 20/21	Q2 20/21	Q3 20/21	Q4 20/21
	% compliance	0.93%	0.87%	0.70%	0.90%	0.90%	0.90%		0.80%	0.85%			
2020/21 ambition										0.95%	0.95%	0.95%	0.95%
Target (1.25%)	1.25%	1.25%	1.25%	1.25%	1.25%	1.25%	1.25%		1.25%	1.25%	1.25%	1.25%	1.25%



% smokers who are CO-validated as quit at 4 weeks*

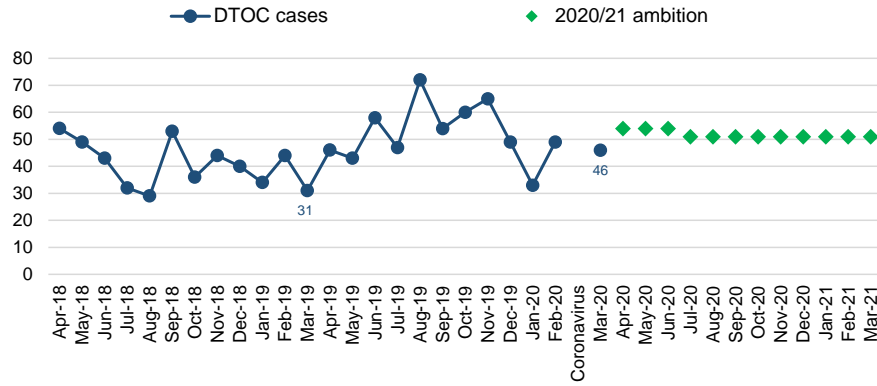


* during the COVID pandemic, Welsh Government have advised CO validation is no longer part of treatment due to the risk of infection

% smokers who are CO-validated as quit at 4 weeks*	Q1 18/19	Q2 18/19	Q3 18/19	Q4 18/19	Q1 19/20	Q2 19/20	Q3 19/20	Coronavirus	Q4 19/20	Q1 20/21	Q2 20/21	Q3 20/21	Q4 20/21
	% compliance	42.6%	53.3%	45.6%	49.7%	47.9%	47.1%		48.4%	30.3%			
2020/21 ambition									40%	40%	40%	40%	
Target (40% annual target)									40%	40%	40%	40%	



Non Mental Health DTOC cases (12 mth reduction target)

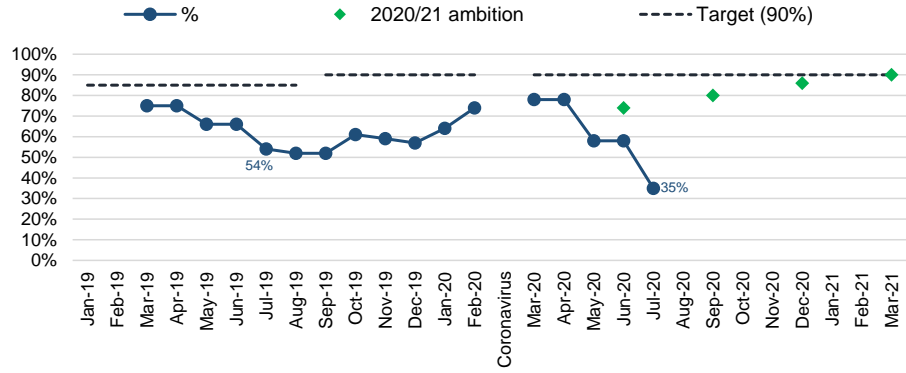


Non Mental Health DTOC cases (12 mth reduction target)	Apr-18	May-18	Jun-18	Jul-18	Aug-18	Sep-18	Oct-18	Nov-18	Dec-18	Jan-19	Feb-19	Mar-19	Apr-19	May-19	Jun-19	Jul-19	Aug-19	Sep-19	Oct-19	Nov-19	Dec-19	Jan-20	Feb-20	Coronavirus	Mar-20	Apr-20	May-20	Jun-20	Jul-20	Aug-20	Sep-20	Oct-20	Nov-20	Dec-20	Jan-21	Feb-21	Mar-21			
DTOC cases	54	49	43	32	29	53	36	44	40	34	44	31	46	43	58	47	72	54	60	65	49	33	49		46															
2020/21 ambition																										54	54	54	51	51	51	51	51	51	51	51	51	51	51	

Due to COVID-19, DTOC census patient number monitoring has been suspended until Sep'20



Consultants/SAS doctors with a current job plan



Consultants/SAS doctors with a current job plan	Jan-19	Feb-19	Mar-19	Apr-19	May-19	Jun-19	Jul-19	Aug-19	Sep-19	Oct-19	Nov-19	Dec-19	Jan-20	Feb-20	Coronavirus	Mar-20	Apr-20	May-20	Jun-20	Jul-20	Aug-20	Sep-20	Oct-20	Nov-20	Dec-20	Jan-21	Feb-21	Mar-21	
%			75%	75%	66%	66%	54%	52%	52%	61%	59%	57%	64%	74%		78%	78%	58%	58%	35%									
2020/21 ambition																			74%			80%			86%			90%	
Target (90%)	85%	85%	85%	85%	85%	85%	85%	85%	90%	90%	90%	90%	90%	90%		90%	90%	90%	90%	90%	90%	90%	90%	90%	90%	90%	90%	90%	

* target increased from 85% to 90% from September 2019