



Performance Trend Charts: data as at 31st December 2020

Click a link below to view the trend chart and data for that indicator

Better Prevention & Self-Management

- ['6 in 1' vaccine](#)
- [MMR vaccine](#)
- [Attempt to quit smoking](#)
- [CO validated as quit smoking](#)

Motivated & Sustainable Workforce

- [Performance appraisals \(PADR\)](#)
- [Core Skills Training Framework \(CSTF\)](#)
- [Sickness absence](#)
- [Complaints](#)
- [Consultants/SAS doctors - current job plan](#)

Higher Value, Rapid Improvement & Innovation

- [Hospital initiated cancellations](#)
- [Agency spend](#)
- [Finance](#)

Quality and Accessible Services

- [C.difficile](#)
- [E.coli](#)
- [S.aureus](#)
- [Mental health delayed transfers of care \(DTC\)](#)
- [Non-mental health DTC](#)
- [Ambulance red calls](#)
- [Ambulance handovers over 1 hour](#)
- [A&E/MIU 4 hour waits](#)
- [A&E/MIU 12 hour waits](#)
- [Admission to stroke unit <4 hours](#)
- [Assessed by stroke consultant <24 hours](#)
- [Stroke patients - speech and language therapy](#)
- [Urgent suspected cancer](#)
- [Non-urgent suspected cancer](#)
- [Single cancer pathway](#)
- [Delayed follow-ups - all specialties](#)
- [Ophthalmology patients seen by target date](#)
- [Diagnostic waiting times](#)
- [Therapy waiting times](#)
- [Referral to treatment \(RTT\) <=26 weeks](#)
- [RTT patients waiting 36 weeks+](#)
- [Neurodevelopment assessment](#)
- [Psychological therapy - adults](#)

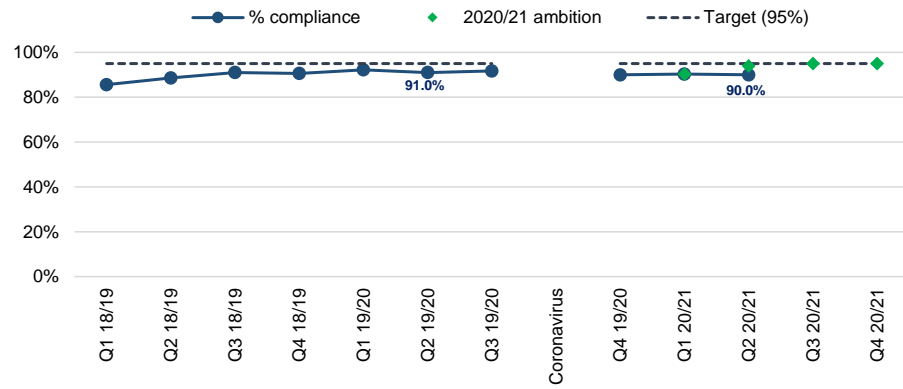


Additional resources (intranet access needed):

[Integrated Performance Assurance Reports \(IPAR\) and performance overview](#)



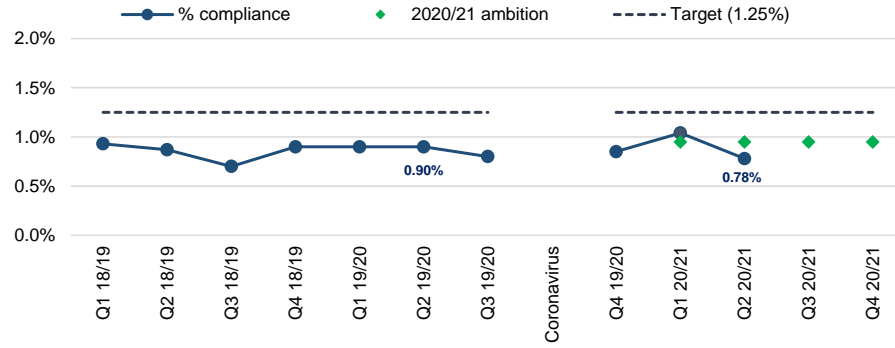
% children receiving 2 doses of MMR vaccine by age 5



% children receiving 2 doses of MMR vaccine by age 5	Q1 18/19	Q2 18/19	Q3 18/19	Q4 18/19	Q1 19/20	Q2 19/20	Q3 19/20	Coronavirus	Q4 19/20	Q1 20/21	Q2 20/21	Q3 20/21	Q4 20/21	
% compliance	85.6%	88.6%	91.0%	90.6%	92.2%	91.0%	91.7%		90.0%	90.3%	90%	94%	95%	95%
2020/21 ambition									90%	94%	95%	95%		
Target (95%)	95%	95%	95%	95%	95%	95%	95%		95%	95%	95%	95%	95%	95%
									95%	95%	95%	95%	95%	95%



% of adult smokers who make a quit attempt via smoking cessation services (in quarter)*



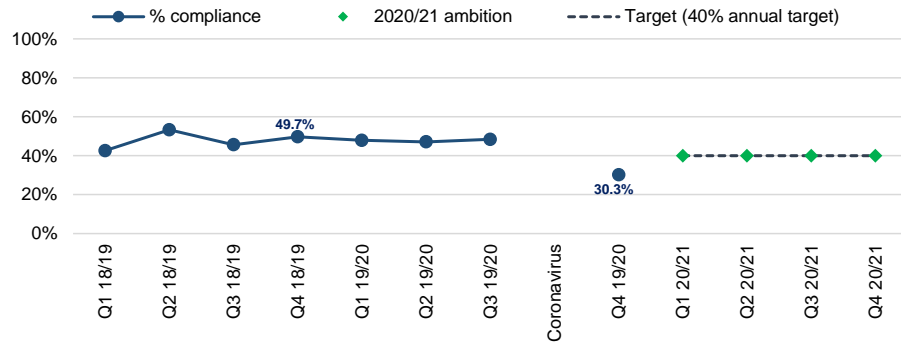
* quarterly figures are provided to show the trend; actual target is 5% cumulative by 31st March 2021

% of adult smokers who make a quit attempt via smoking cessation services (in quarter)*	Q1 18/19	Q2 18/19	Q3 18/19	Q4 18/19	Q1 19/20	Q2 19/20	Q3 19/20	Coronavirus	Q4 19/20	Q1 20/21	Q2 20/21	Q3 20/21	Q4 20/21
	% compliance	0.93%	0.87%	0.70%	0.90%	0.90%	0.90%		0.80%	0.85%	1.04%	0.78%	
2020/21 ambition									0.95%	0.95%	0.95%	0.95%	
Target (1.25%)	1.25%	1.25%	1.25%	1.25%	1.25%	1.25%	1.25%	1.25%	1.25%	1.25%	1.25%	1.25%	

Data Labels										0.90%			0.78%
-------------	--	--	--	--	--	--	--	--	--	-------	--	--	-------



% smokers who are CO-validated as quit at 4 weeks*

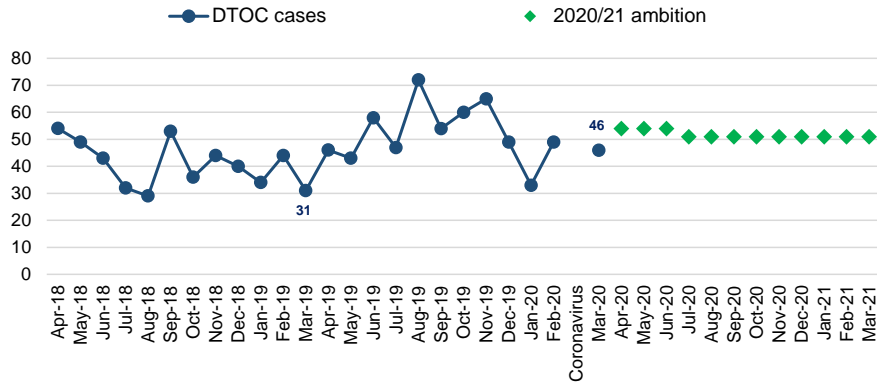


* during the COVID pandemic, Welsh Government have advised CO validation is no longer part of treatment due to the risk of infection

% smokers who are CO-validated as quit at 4 weeks*	Q1 18/19	Q2 18/19	Q3 18/19	Q4 18/19	Q1 19/20	Q2 19/20	Q3 19/20	Coronavirus	Q4 19/20	Q1 20/21	Q2 20/21	Q3 20/21	Q4 20/21
% compliance	42.6%	53.3%	45.6%	49.7%	47.9%	47.1%	48.4%		30.3%				
2020/21 ambition										40%	40%	40%	40%
Target (40% annual target)										40%	40%	40%	40%



Non Mental Health DTOC cases (12 mth reduction target)

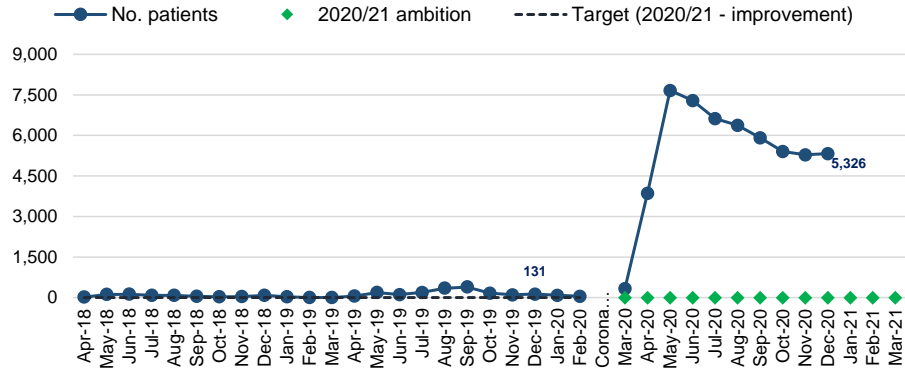


Non Mental Health DTOC cases (12 mth reduction target)	Apr-18	May-18	Jun-18	Jul-18	Aug-18	Sep-18	Oct-18	Nov-18	Dec-18	Jan-19	Feb-19	Mar-19	Apr-19	May-19	Jun-19	Jul-19	Aug-19	Sep-19	Oct-19	Nov-19	Dec-19	Jan-20	Feb-20	Coronavirus	Mar-20	Apr-20	May-20	Jun-20	Jul-20	Aug-20	Sep-20	Oct-20	Nov-20	Dec-20	Jan-21	Feb-21	Mar-21			
DTOC cases	54	49	43	32	29	53	36	44	40	34	44	31	46	43	58	47	72	54	60	65	49	33	49		46															
2020/21 ambition																										54	54	54	51	51	51	51	51	51	51	51	51	51		

Due to COVID-19, DTOC census patient number monitoring has been suspended



Patients waiting 8 weeks+ for a specified diagnostic

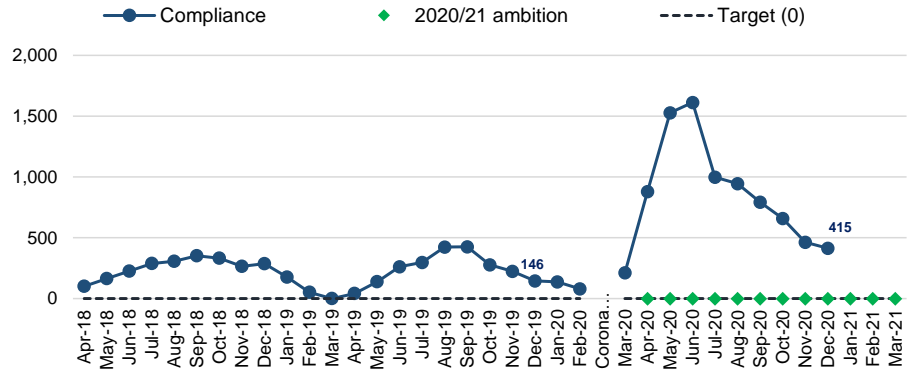


Patients waiting 8 weeks+ for a specified diagnostic	Apr-18	May-18	Jun-18	Jul-18	Aug-18	Sep-18	Oct-18	Nov-18	Dec-18	Jan-19	Feb-19	Mar-19	Apr-19	May-19	Jun-19	Jul-19	Aug-19	Sep-19	Oct-19	Nov-19	Dec-19	Jan-20	Feb-20	Mar-20	Apr-20	May-20	Jun-20	Jul-20	Aug-20	Sep-20	Oct-20	Nov-20	Dec-20	Jan-21	Feb-21	Mar-21		
No. patients	19	113	122	84	78	48	27	35	82	30	1	0	56	185	115	192	345	391	164	102	131	82	54	336	3,860	7,669	7,293	6,626	6,380	5,918	5,407	5,288	5,326	0	0	0		
2020/21 ambition	0	0	0	0	0	0	0	0	0	0	0	0	0	0	0	0	0	0	0	0	0	0	0	0	0	0	0	0	0	0	0	0	0	0	0	0	0	0
Target (2020/21 - improvement)	0	0	0	0	0	0	0	0	0	0	0	0	0	0	0	0	0	0	0	0	0	0	0	0	0	0	0	0	0	0	0	0	0	0	0	0	0	0

Coronavirus	Mar-20	Apr-20	May-20	Jun-20	Jul-20	Aug-20	Sep-20	Oct-20	Nov-20	Dec-20	Jan-21	Feb-21	Mar-21
	336	3,860	7,669	7,293	6,626	6,380	5,918	5,407	5,288	5,326	0	0	0



Waiting more than 14 weeks for a specific therapy

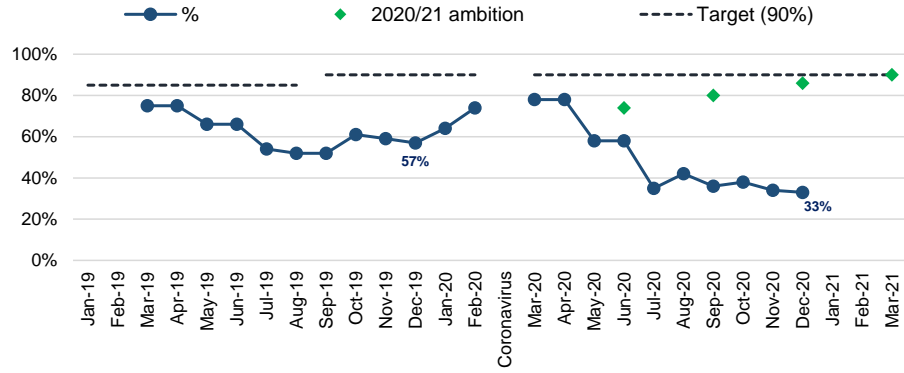


Waiting more than 14 weeks for a specific therapy	Apr-18	May-18	Jun-18	Jul-18	Aug-18	Sep-18	Oct-18	Nov-18	Dec-18	Jan-19	Feb-19	Mar-19	Apr-19	May-19	Jun-19	Jul-19	Aug-19	Sep-19	Oct-19	Nov-19	Dec-19	Jan-20	Feb-20	Mar-20	Apr-20	May-20	Jun-20	Jul-20	Aug-20	Sep-20	Oct-20	Nov-20	Dec-20	Jan-21	Feb-21	Mar-21	
Compliance	101	164	226	288	307	352	332	265	287	177	51	0	41	138	262	297	424	426	277	224	146	138	81	212	880	1,528	1,613	998	946	793	659	463	415				
2020/21 ambition																									0	0	0	0	0	0	0	0	0	0	0	0	0
Target (0)	0	0	0	0	0	0	0	0	0	0	0	0	0	0	0	0	0	0	0	0	0	0	0	0	0	0	0	0	0	0	0	0	0	0	0	0	0

Coronavirus



Consultants/SAS doctors with a current job plan



Consultants/SAS doctors with a current job plan	Jan-19	Feb-19	Mar-19	Apr-19	May-19	Jun-19	Jul-19	Aug-19	Sep-19	Oct-19	Nov-19	Dec-19	Jan-20	Feb-20	Coronavirus	Mar-20	Apr-20	May-20	Jun-20	Jul-20	Aug-20	Sep-20	Oct-20	Nov-20	Dec-20	Jan-21	Feb-21	Mar-21
%			75%	75%	66%	66%	54%	52%	52%	61%	59%	57%	64%	74%		78%	78%	58%	58%	35%	42%	36%	38%	34%	33%			
2020/21 ambition																			74%			80%			86%			90%
Target (90%)	85%	85%	85%	85%	85%	85%	85%	85%	90%	90%	90%	90%	90%	90%		90%	90%	90%	90%	90%	90%	90%	90%	90%	90%	90%	90%	90%

* target increased from 85% to 90% from September 2019