

Performance Trend Charts: data as at 31st October 2020

Click a link below to view the trend chart and data for that indicator

Better Prevention & Self-Management

- ['6 in 1' vaccine](#)
- [MMR vaccine](#)
- [Attempt to quit smoking](#)
- [CO validated as quit smoking](#)

- [Performance appraisals \(PADR\)](#)
- [Core Skills Training Framework \(CSTF\)](#)
- [Sickness absence](#)
- [Complaints](#)
- [Consultants/SAS doctors - current job plan](#)

Higher Value, Rapid Improvement & Innovation

- [Hospital initiated cancellations](#)
- [Agency spend](#)
- [Finance](#)

Quality and Accessible Services

- [C.difficile](#)
- [E.coli](#)
- [S.aureus](#)
- [Mental health delayed transfers of care \(DTC\)](#)
- [Non-mental health DTC](#)
- [Ambulance red calls](#)
- [Ambulance handovers over 1 hour](#)
- [A&E/MIU 4 hour waits](#)
- [A&E/MIU 12 hour waits](#)
- [Admission to stroke unit <4 hours](#)
- [Assessed by stroke consultant <24 hours](#)
- [Stroke patients - speech and language therapy](#)
- [Urgent suspected cancer](#)
- [Non-urgent suspected cancer](#)
- [Single cancer pathway](#)
- [Delayed follow-ups - all specialties](#)
- [Ophthalmology patients seen by target date](#)
- [Diagnostic waiting times](#)
- [Therapy waiting times](#)
- [Referral to treatment \(RTT\) <=26 weeks](#)
- [RTT patients waiting 36 weeks+](#)
- [Neurodevelopment assessment](#)
- [Psychological therapy - adults](#)

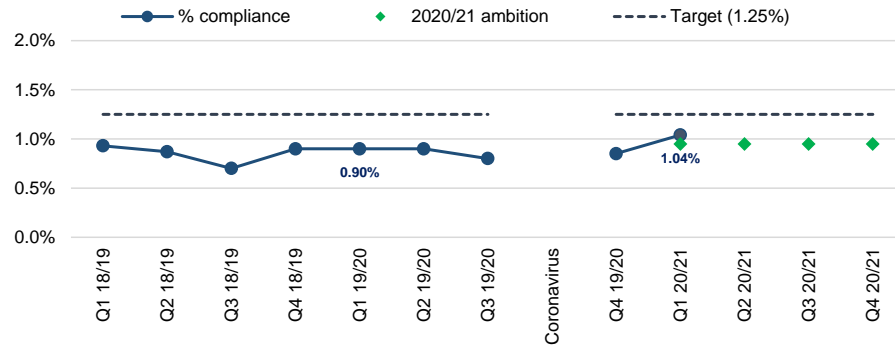


Additional resources (intranet access needed):

[Integrated Performance Assurance Reports \(IPAR\) and performance overview](#)



% of adult smokers who make a quit attempt via smoking cessation services (in quarter)*

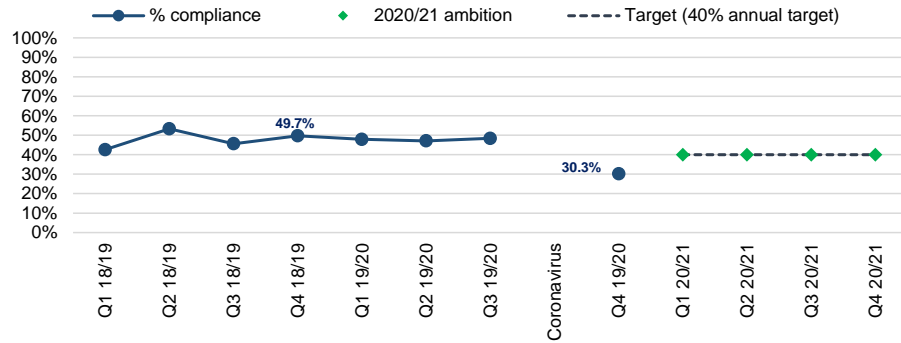


* quarterly figures are provided to show the trend; actual target is 5% cumulative by 31st March 2021

% of adult smokers who make a quit attempt via smoking cessation services (in quarter)*	Q1 18/19	Q2 18/19	Q3 18/19	Q4 18/19	Q1 19/20	Q2 19/20	Q3 19/20	Coronavirus	Q4 19/20	Q1 20/21	Q2 20/21	Q3 20/21	Q4 20/21
	% compliance	0.93%	0.87%	0.70%	0.90%	0.90%	0.90%		0.80%	0.85%	1.04%		
2020/21 ambition										0.95%	0.95%	0.95%	0.95%
Target (1.25%)	1.25%	1.25%	1.25%	1.25%	1.25%	1.25%	1.25%	1.25%	1.25%	1.25%	1.25%	1.25%	1.25%
Data Labels	0.90%							1.04%					



% smokers who are CO-validated as quit at 4 weeks*

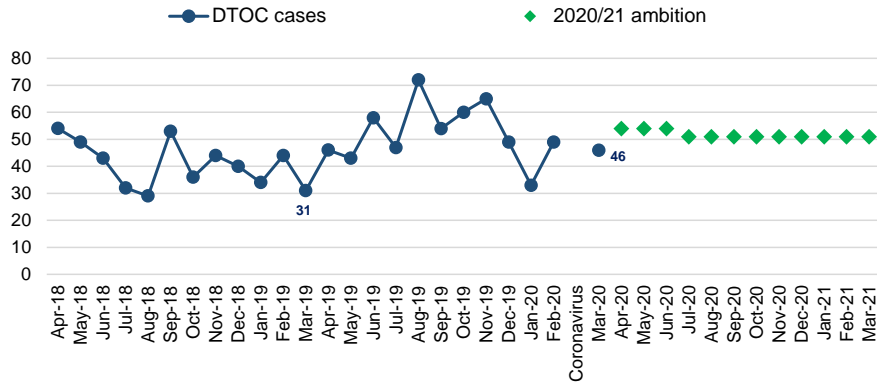


* during the COVID pandemic, Welsh Government have advised CO validation is no longer part of treatment due to the risk of infection

% smokers who are CO-validated as quit at 4 weeks*	Q1 18/19	Q2 18/19	Q3 18/19	Q4 18/19	Q1 19/20	Q2 19/20	Q3 19/20	Coronavirus	Q4 19/20	Q1 20/21	Q2 20/21	Q3 20/21	Q4 20/21
% compliance	42.6%	53.3%	45.6%	49.7%	47.9%	47.1%	48.4%		30.3%				
2020/21 ambition										40%	40%	40%	40%
Target (40% annual target)										40%	40%	40%	40%



Non Mental Health DTOC cases (12 mth reduction target)

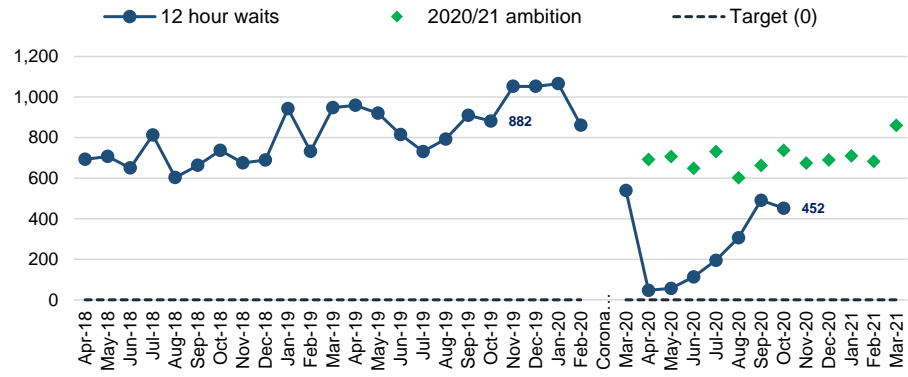


Non Mental Health DTOC cases (12 mth reduction target)	Apr-18	May-18	Jun-18	Jul-18	Aug-18	Sep-18	Oct-18	Nov-18	Dec-18	Jan-19	Feb-19	Mar-19	Apr-19	May-19	Jun-19	Jul-19	Aug-19	Sep-19	Oct-19	Nov-19	Dec-19	Jan-20	Feb-20	Coronavirus	Mar-20	Apr-20	May-20	Jun-20	Jul-20	Aug-20	Sep-20	Oct-20	Nov-20	Dec-20	Jan-21	Feb-21	Mar-21			
DTOC cases	54	49	43	32	29	53	36	44	40	34	44	31	46	43	58	47	72	54	60	65	49	33	49		46															
2020/21 ambition																										54	54	54	51	51	51	51	51	51	51	51	51	51	51	

Due to COVID-19, DTOC census patient number monitoring has been suspended until Sep'20



Patients waiting more than 12 hours in A&E/MIU

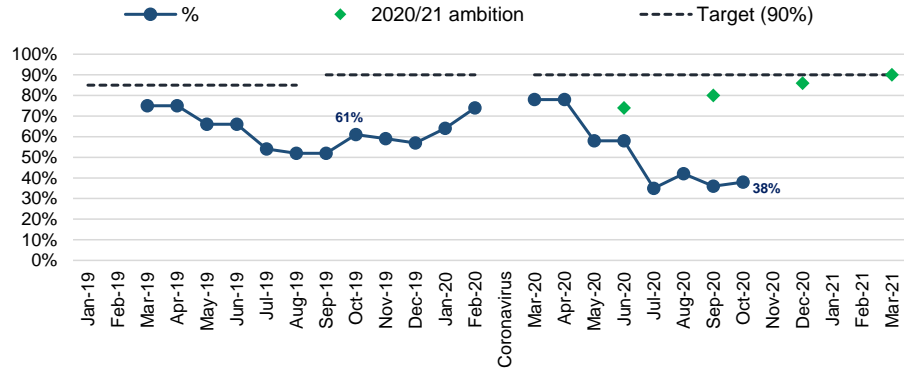


Patients waiting more than 12 hours in A&E/MIU	Apr-18	May-18	Jun-18	Jul-18	Aug-18	Sep-18	Oct-18	Nov-18	Dec-18	Jan-19	Feb-19	Mar-19	Apr-19	May-19	Jun-19	Jul-19	Aug-19	Sep-19	Oct-19	Nov-19	Dec-19	Jan-20	Feb-20	Mar-20	Apr-20	May-20	Jun-20	Jul-20	Aug-20	Sep-20	Oct-20	Nov-20	Dec-20	Jan-21	Feb-21	Mar-21	
12 hour waits	693	707	650	813	603	663	737	675	690	943	732	948	959	920	816	732	793	910	882	1053	1053	1066	862	540	47	56	113	195	306	491	452						
2020/21 ambition																									693	707	649	732	603	663	737	675	690	710	683	861	
Target (0)	0	0	0	0	0	0	0	0	0	0	0	0	0	0	0	0	0	0	0	0	0	0	0	0	0	0	0	0	0	0	0	0	0	0	0	0	0

Coronavirus



Consultants/SAS doctors with a current job plan



Consultants/SAS doctors with a current job plan	Jan-19	Feb-19	Mar-19	Apr-19	May-19	Jun-19	Jul-19	Aug-19	Sep-19	Oct-19	Nov-19	Dec-19	Jan-20	Feb-20	Coronavirus	Mar-20	Apr-20	May-20	Jun-20	Jul-20	Aug-20	Sep-20	Oct-20	Nov-20	Dec-20	Jan-21	Feb-21	Mar-21	
%			75%	75%	66%	66%	54%	52%	61%	61%	59%	57%	64%	74%		78%	78%	58%	58%	35%	42%	36%	38%						
2020/21 ambition																			74%			80%			86%			90%	
Target (90%)	85%	85%	85%	85%	85%	85%	85%	85%	90%	90%	90%	90%	90%	90%		90%	90%	90%	90%	90%	90%	90%	90%	90%	90%	90%	90%	90%	

* target increased from 85% to 90% from September 2019